

2021



JUN MITSUHASHI

ZETA

DRC
HARDWARE

CATALOG



MOTOAMERICA
WESTBY RACING



AMA Cycle Trader Rock River Yamaha



AMA STAR RACING YAMAHA



JMX YAMAHA FACTORY RACING TEAM



JMX Kawasaki Team GREEN



JMX TEAM SRM



JMX UZUSHIO RACING TEAM



WGP-MX JM Racing



WGP-MX JK Racing YAMAHA



Australia-MX WBR Bulk Nutrients Race Team





SUPER-MOTO

Ikki Morita



TRIAL Fumitaka Nozaki



ENDURO

Kenji Suzuki
Yutaro Uchiyama
Kyohei Hoshino
Masahiro Kobayashi

Tadashi Kugimura
Hiroshi Yamamoto
Seiji Numata

TAKA HIGASHINO Tedesco Photo



FMX

Taka Higashino
Clinton Moore

Brody Wilson
Keith Sayers

TEAM MX-VIRUS
TEAM THUGWAY



MOTO BLOG

SUPERMOFOOLS
Around Gaia
Patric Trahan

suzumebachi_rmz
Benjamin Melot



Photo credit: Yoshimura Japan

JSB1000

YOSHIMURA SUZUKI MOTUL RACING



BRITISH SUPERBIKE

Buildbase Suzuki



MOTO AMERICA

WESTBY RACING



MOTO AMERICA

YOSHIMURA SUZUKI FACTORY RACING

INDEX

Z ZETA

CONTROL	16-29
LEVER	30-39
HANDLEBAR ACCESSORIES	40-43
HAND GUARD	44-55
BODY GUARD	56-65
BODY PARTS	66-89
FOOT PARTS	90-93
SUSPENSION	94-102
ACCESSORIES	103

Z CARBON

CARBON	104-105
--------	---------

Z WHEEL

WHEEL	106-128
BRAKE DISC	129
BRAKE HOSE	130

DRG HARDWARE

EXHAUST	132-133
CONTROL	134-137
TOURING	138-139
ELECTRICAL	140-147
BODY PARTS	148-158
DRIVE	159-163
TOOL	164-179
TRANSPORT	180-182
GARAGE	183-187
ACCESSORIES	188

MOTION

SEAT / NUMBERS	189-190
----------------	---------

DFG

OUTER	192-199
GROVE	200-201
INNER ACCESSORIES	202-207
GOGGLE	208-209

DELTA

EXHAUST	210-211
---------	---------

Z ZETA STREET

CONTROL	212-217
LEVER	218-226
BODY	227-233

DRG HARDWARE STREET

ELECTRICAL	234-235
------------	---------

Z ZETA TITANIUM

TITANIUM	236-246
----------	---------

Application by Model



ZETA ADVENTURE ARMOR HAND GUARD

Part #	Color
ZE72-6011	Black



ZETA ALUMINUM FOOT PEGS

Part #	Color
ZE93-1022	Red

CRF1100L AFRICA TWIN ADVENTURE SPORTS ES CUSTOM PARTS

	Description	Part number
ZETA	Steering Stem Nut	ZE58-2123(Red) , ZE58-2121(Black)
	Heel Guard	ZE81-2051(Black)
	Brake Reservoir Cover R	ZE86-1103(Red) , ZE86-1101(Blue)
	Engine Plug	ZE89-1120(Red)
	Frame guard	ZE52-0024
	Exhaust pipe guard	ZE52-2801
	Oil Filler Plug	ZE89-2110(Red) , ZE89-2112(Blue) , ZE89-2111(Black) , ZS89-2104(Gold) , ZS89-2108(Ti-Color)
	Revolver Shift Lever	ZE90-3542(Red)
	Trigger Brake Pedal	ZE90-7082(Red)
	Aluminum Foot Pegs	ZE93-1022(Red) , ZE93-1020(Black)
	Master Cylinder Cover F	ZS86-0128(Ti-Color) , ZS86-0124(Gold)
	Lowering Link Kit	ZE56-05162(Red)
	Adjustable Lowering Link Kit	ZE56-01162(Red)
	Armor Hand Guard Scudo Protector	ZE72-6158(White) , ZE72-6151(Black)
	Adventure Armor Hand Guard for Africa Twin*	ZE72-6011(Black)
DRC	Stem Cap	ZE58-4132(Blue) , ZE58-4133(Red) , ZE58-4130(Ti-Color) , ZE58-4131(Black)
	Bar Clamp	ZS40-1104(Gold) , ZS40-1108(Ti-Color)
	Moto Led Flasher Holder Plate	D45-59-923(Black)
	Foot Peg Pin/Spring Set	D48-01-101
	Wide Foot Pegs	D48-02-532 (Low) , D48-02-632 (High)
Z-CARBON	Ultra Wide Foot Pegs	D48-02-832
	Motard Foot Pegs	D48-02-932
Z-CARBON	Fork Wrap	ZC35-4334 (52x178)



ZETA MASTER CYLINDER COVER FRONT

Part #	Color
ZS86-0128	Ti-color



ZETA HEEL GUARD

Part #	Color
ZE81-2051	Black

* The wiring of the brake switch comes into contact with the mount clamp, but there is no problem in use.



ZETA LOWERING LINK KIT

Part #	Color
ZE56-05162	Red



ZETA REVOLVER SHIFT LEVER

Part #	Color
ZE90-3542	Red



ZETA RIGGER BRAKE PEDAL

Part #	Color
ZE90-7082	Red

TENERE 700



ZETA MASTER CYLINDER COVER FRONT

Part #	Color
ZS86-0168	Ti-color



ZETA BAR RISE OFFSET

Part #	Color	Size
ZE53-0626	Ti-color	28.6 mm



ZETA PILOT LEVER

Part #	Description	Color
ZS61-1625	Brake	Black
ZS61-2415	Clutch	



ZETA ALUMINUM FOOT PEGS

Part #	Color
ZE93-1620	Black



TENERE 700 CUSTOM PARTS

Brand	Description	Part number
ZETA	SX Stabilizer (W100mm)	ZE33-3100(Ti-color)
	Bar Rise Kit 20mm Offset (28.6mm) * 1	ZE53-0626
	Magnetic Drain Bolt	ZE58-1622(Blue), ZE58-1623(Red)
	Steering Stem Nut	ZE58-2022(Blue), ZE58-2023(Red)
	Aluminum Foot Pegs	ZE93-1620(Black), ZE93-1623(Blue)
	Fork Top Bleeder S	ZE91-1322(Blue), ZE91-1326(Red)
	Exhaust pipe guard	ZE52-2841
ZETA-Street	Steering Stem Nut	ZS58-1408(Ti-color), ZS58-1404(Gold)
	Pilot Lever	ZS61-1620 Brake(Ti-color), ZS61-1625 Brake(Black), ZS61-2415 Clutch(Black)
	Master Cylinder Cover Front	ZS86-0168(Ti-color), ZS86-0164(Gold)
	Engine Plugs	ZS89-1418(Ti-color), ZS89-1414(Gold)
	Oil Filler Cap	ZS89-2408(Ti-color), ZS89-2404(Gold)
ZETA-Titanium	Chain Adjuster Bolt/Nut	ZT38-5501
	Handlebar Clamp Bolt Kit	ZT87-1304
	Upper Stem Fork Clamp Bolt Kit	ZT83-2354
	Under Stem Fork Clamp Bolt Kit	ZT83-2404
DRC	Foot Peg Spring Pin Set	D48-01-110
	Wide Foot Pegs * 2	D48-02-406(Low), D48-02-506(Mid), D48-02-606(High)
	Ultra Wide Foot Pegs * 2	D48-02-806
	Motard Foot Pegs * 2	D48-02-906
	Front Fork Spring	D35-01-373
Rear Shock Spring	D35-02-373	

*1 Provides closer handlebar position for long touring ride. No need any modification of brake hoses, clutch / throttle wires and switch harnesses for installation.

*2 DRC Foot peg pin / spring set (D48-01-110) is required for installation.



ZETA ENGINE PLUG

Part #	Color
ZS89-1418	Ti-color



ZETA FORK TOP BLEEDER S

Part #	Color
ZE91-1322	Blue



ZETA STEERING STEM NUT

Part #	Color
ZS58-1408	Ti-color

BRUSHED UP TO THE REAL RACER SPECIFICATIONS



There are parts for CRF450R as well as many specially designed parts. Supports sports riding by reducing weight, fine-tuning positioning, and strengthening protection.



ZETA ED SKID PLATE

Part # [ZE55-2051](#)



ZETA CHAIN GUIDE

Part # [ZE82-1002](#) Color [Red](#)



ZETA ADJUSTABLE LOWERING LINK

Part # [ZE56-01042](#) Color [Red](#)



ZETA FRONT FORK TOP CAP

Part # [ZE56-10172](#) Color [Red](#)



DRC EDGE2 TAIL LIGHT HOLDER KIT

Part # [D45-18-709](#) Color [Red](#)

CRF450L AMA REPLICA CUSTOM PARTS

Brand	Description	Part #
	RX Clamp Kit	ZE32-4011
	SX3 Handlebar MX-313	ZE06-1231(Brake)
	Rubber Killer	ZE37-0311(Red)
	Rotating Bar Clamp UN	ZE40-9111(Ti-Color),ZE40-9112(Red) ZE40-9113(Blue),ZE40-9114(Orange)
	Rotating Bar Clamp MH	ZE40-9412(Red),ZE40-9411(Ti-color) ZE40-9413(Blue)
	Pivot Lever Set CP 3 Finger	ZE44-5021(Black),ZE44-5023(Red)
	Throttle Tube Open End	ZE45-8016(STD),ZE45-8116(Open)
	Race Grips Open End	ZE47-5100(Black),ZE47-5102(Red) ZE47-5103(Orange),ZE47-5106(Blue)
	Radiator Guard	ZE52-2041
	ED Skid Plate	ZE55-2051
	Linkage Guard	ZE55-4010
	Adjustable Lowering Link	ZE56-01042(Red)
	Front Fork Top Cap	ZE56-10172(Red)
	Front Fork Bottom Adjuster SHOWA AOS	ZE56-20020
	Steering Stem Nut & Bolt	ZE58-2323(Red)
	Stem Cap	ZE58-4132(Blue),ZE58-4133(Red) ZE58-4130(Ti-Color),ZE58-4131(Black)
	Hand Guard Mount Side Type	ZE71-1823
ZETA	Pro Armor Hand Guard	ZE71-8001(Black),ZE71-8003(Ti-color) ZE71-8006(Orange)
	X3 Protector	ZE72-0404(Blue),ZE72-0405(Red),ZE72-0406(Black) ZE72-0409(Orange),ZE72-0410(White)
	Case Saver with Cover	ZE80-8032(Red)
	Heel Guard	ZE81-2009(Black)
	Chain Guide	ZE82-1002(Red)
	Brake Reservoir Cover F	ZE86-1101(Blue),ZE86-1103(Red)
	Brake Reservoir Cover R	ZE86-4103(Red)
	Tank Hold Washer	ZE88-0005(Red)
	Aluminum Bolt Kit	ZE88-5052(Red)
	Fork Guard Bolt Kit	ZE88-9102(Red)
	Rear Brake Clevis	ZE89-5015(Red)
	Revolver Shift Lever	ZE90-3062(Red)
	Universal Axle Pull	ZE90-5000(Ti-color)
	Aluminum Foot Pegs	ZE93-1022(Red)
	Fast Rear Wheel Spacer	ZE93-2102(Red)
	Rear Axle Block	ZE93-5013(Red)
	Axle Nut M M16 x 22 - P1.5 H11	ZE93-8012(Red)
	Axle Nut M M22 x 32 - P1.5 H12L	ZE93-8052(Red)
	Clutch Cable Guide	ZE94-0161(Red)

Brand	Description	Part #
	Flange Bolt M6 x 35 P=1.0	ZT03-0635
	Brake Disc Bolt R	ZT31-5614N
	Brake Disc Bolt F	ZT31-5616N
	Sprocket Nut Bolt & Nut Set	ZT34-2506N
Z-Titanium	Chain Adjuster Bolt	ZT38-5501
	Front Caliper Mount Bolt Kit	ZT83-2402
	Under Stem Fork Clamp Bolt Kit	ZT83-2404
	Front Axle Pinch Bolt Kit	ZT83-2404
	Heart Protector	ZTP3-1011
	AR1 Wheel Kit F 21 inch x 1.60	W21-41011
	AR1 Wheel Kit R 18 inch x 2.15	W21-51151
Z-Wheel	Zigram Rotor F	W51-10027
	Zigram Rotor R	W51-20026
	Brake hose F	W61-14011(C-Black)
	Brake hose R	W61-25071(C-Black)
	Dura Sprocket R	D34-02-051
DRC	Motoled Edge2 Tail Light Holder Kit	D45-18-709(Red) D45-18-509(Smoke)
	Radiator Hose	D47-01-173(Red)
	Radiator Cap	D47-31-016
	Chain Roller M	D47-41-643(Red)

Rally Raid specification modified as a Dakar replica



DRC EDGE2 HOLDER KIT

D45-18-708 Red



DELTA BARREL 4-S SILENCER

Part # ZE40-9111



A Dakar Rally replica that is closer to the CRF450 RALLY. The billet parts and titanium bolts that have been generously introduced have significantly reduced weight and improved texture.

CRF250RALLY DAKAR REPLICA CUSTOM PARTS

Brand	Description	Part #
	Screen Bolt	ZS88-1042(Red)
	Axle Nut M 16 x 27-P 1.5 H 13 L	ZE93-8022(Red)
	Rear Axle Slider	ZE93-6150(Black),ZE93-6152(Red)
	Rear Axle Block	ZE93-5063(Red)
	Wheel Spacer R	ZE93-3161(Red)
	Aluminum Foot Pegs	ZE93-1022(Red),ZE93-1020(Black)
	Brake Line Clamp *1	ZE92-0206(Red),ZE92-0207(Blue)
	Trigger Brake Pedal	ZE90-7022(Red)
	Forged Shift Lever	ZE90-4042(Red)
	Revolver Shift Lever	ZE90-3042(Red)
	Oil Filler Cover	ZE90-1023(Red)
	Rear Brake Clevis	ZE89-5045(Red)
	Oil Filler Plug	ZE89-2110(Red),ZE89-2112(Blue),ZE89-2111(Black)
	Engine Plug	ZE89-1150(Red),ZE89-1151(Black)
	Fork Bolt Kit	ZE88-9112(Red)
	Aluminum Bolt Kit	ZE88-5152(Red)
	Brake Reservoir Cover Front	ZE86-1501(Blue),ZE86-1503(Red)
	Chain Guide	ZE82-1082(Red)
	Heel Guard	ZE81-2008
	Drive Cover	ZE80-9315(Red)
	Armor Hand Guard X3 Protector	ZE72-0410(White),ZE72-0406(Black),ZE72-0404(Blue),ZE72-0405(Red)
ZETA	Armor Hand Guard Pro Bend	ZE71-8001(Black),ZE71-8003(Ti-Color),ZE71-8006(Orange)
	Armor Hand Guards Replacement Mounting Kit for 28.6 mm	ZE71-1612(Middle)
	Stem cap	ZE58-4132(Blue),ZE58-4133(Red),ZE58-4130(Ti-Color),ZE58-4131(Black)
	Steering Stem Nut & Bolt	ZE58-2123(Red),ZE58-2121(Black)
	Magnetic Drain Bolt	ZE58-1522(Blue),ZE58-1523(Red)
	Forged Aluminum Kick Stand	ZE56-8029(-25mm)
	Side Stand Extender	ZE56-6050
	Front Fork Top Cap	ZE56-10132(Red)
	Lowering Link (-20 mm)	ZE56-05182(Red)
	Frame Guard	ZE52-0019
	Race Grip	ZE47-5102(Red/Gray),ZE47-5100(Black/Gray),ZE47-5103(Orange/Gray)
	Throttle Tube	ZE45-8124(Open),ZE45-8024(Closed)
	Aluminum Throttle Tube	ZE45-5024
	Pivot Lever Set*2	ZE44-5013(Red),ZE44-5011(Black)
	Pivot Lever Clutch Lever CP *2	ZE42-4104(4f),ZE42-3104(3f)
	Pivot Lever Brake Lever CP	ZE41-4145(4f),ZE41-3145(3f)
	Rotating Bar Clamp MH	ZE40-9412(Red),ZE40-9411(Ti-color),ZE40-9413(Blue)
	Handlebar Stabilizer W100 Comp	ZE33-2100
	Triple Clamp Kit	ZE14-1256(Red)
	Handlebar Clamp kit Comp	ZE12-1256(Comp),ZE11-1256(SX)
	SX3 Handlebar Super Motard Mid	ZE06-6651(Black)
	R50 Rim F *3	W01-92411(Black),W01-92413(Red),W01-92414(Green),W01-92418(Silver)
	R50 Rim R *3	W01-64311(Black),W01-64313(Red),W01-64318(Silver)
	AR1 Wheel Kit F 21 inch x 1.60	W21-41521
	AR1 Wheel Kit R 18 inch x 2.15	W21-51551
	AR1 Wheel Kit ABS R 18 inch x 2.15	W21-51651
Z-Wheel	AR1 Motard Wheel Kit F 17 inch x 3.50	W27-11521
	AR1 Motard Wheel Kit R 17 inch x 4.50	W27-21511
	AR1 Motard Wheel Kit ABS R 17 inch x 4.50	W27-21651
	Zigram Rotor R	W51-20033(Rear)
	Brake Hose F *4	W61-14011(C-Black)
	Brake Hose R	W61-25051(C-Black)
Z-Carbon	Fork Wrap	ZC35-4332(UPR),ZC35-4338(LWR)
Z-Titanium	Brake Disc Bolt	ZT31-0556(Front),ZT31-3764(Rear)
	Chain Adjuster Bolt	ZT38-5501
	EX Joint Gasket	D31-41-650
	Dura Sprocket F	D331-521-xx(13,14)
	Dura Sprocket R	D34-03-0xx (39,40,42,44,45,46,48)
	Clutch Lever	D40-03-125(Short)
	Brake Lever	D40-11-410(STD),D40-13-410(Short)
DRC	Mirror Hole Plug	D41-06-503(Red),D41-06-502(Blue),D41-06-508(Ti-color),D41-06-509(Gold)
	MotoLed Edge2 Holder kit	D45-18-708(Red),D45-18-508(Smoke)
	Flasher Holder Plates	D45-59-923(Black)
	Radiator Hose	D47-01-143(Red)
	Foot Pegs Spring / Pin Set	D48-01-101
	Wide Foot Pegs CrMo Mid	D48-02-532(Mid),D48-02-832(High),D48-02-832(U-wide),D48-02-932(Motad)
	Cargo Anchor Knob M8	D59-51-081(33.5mm),D59-51-085(48.5mm)
DELTA	Torq Head Pipe	DL30-2111
	Barrel4 Silencer	DL30-6112
	Barrel4-S Silencer JMCA	DL30-7112

*1 Cannot be installed on ABS vehicles

*3 Is not compatible with genuine iron nipples. W31-P236

*2 Cannot be used in combination with a genuine hand guard.

*4 Cannot be installed on ABS models

WR250R Retro



* Graphic decals are not included.



WR250R/X RETRO FROM DIRT FREAK JAPAN

Kit comes with classic style tank, seat, side cover, radiator covers, front fender and head light unit.

No need to make any modifications, just bolt on these products and transform your WR250R/X into a 1970's mx classic.



WR-RETRO TANK / SEAT / SIDE COVER KIT

This kit comes with aluminium tank, complete seat, side cover and radiator cover.

Part # [DM56-0100](#)



WR-RETRO FRONT / LIGHT KIT

Kit comes with UFO vintage front fender and speedometer brackets and UFO head light kit.

Part # [DM56-0102](#)

WR250R Retro CUSTOM PARTS

Brand	Description	Part #
	Frame Guard	ZE52-0322
	Handlebar Clamp Kit Blue	ZE11-4252 (SX) , ZE12-4252 (COMP)
	Triple Clamp Kit	ZE14-4252(Blue)
	RX Clamp Kit	ZE32-4045
	RX-2 Clamp Kit	ZE32-4245
	Comp Stabilizer	ZE33-2100
	Pivot Lever Set CP	ZE44-8011 (Black) , ZE44-8012 (Blue)
	Aluminum Throttle Tube	ZE45-5001 (STD) , ZE45-5101(Hi) , ZE45-5201 (Closed)
	Throttle Tube	ZE45-8001 (Closed) , ZE45-8101 (Open)
	Radiator Guard	ZE52-2332
	ED Skid Plate	ZE55-2400
	Adjustable Lowering Link Kit	ZE56-01736(Blue)
	Lowering Link Kit	ZE56-05736(Blue)
	Front Fork Top Cap	ZE56-10016(Blue)
	Side Stand Extender	ZE56-6610
	Forged Aluminum Kick Stand	ZE56-8619
	Magnetic Drain Bolt	ZE58-1523(Red)
	Adventure Wind Shield	ZE70-1401
ZETA	Drive Cover	ZE80-9614(Blue)
	Heel Guard	ZE81-2042(Ti-Color)
	Chain Guide	ZE82-1386(Blue)
	Brake Reservoir Cover (Red)	ZE86-1503(F) , ZE86-5103(R)
	Fork Bolt Kit	ZE88-9416(Blue)
	Engine Plug	ZE89-1410(Red)
	Oil Filler Plug	ZE89-2110(Red)
	Rear Brake Clevis	ZE89-5155(Red)
	Oil Filter Cover	ZE90-1312(Blue)
	Revolver Sift Lever	ZE90-3346(Blue)
	Forged Shift Lever	ZE90-4346(Blue)
	Trigger Brake Pedal	ZE90-7346(Blue)
	Brake Line Clamp	ZE92-4106(Red)
	Aluminum Foot Pegs	ZE93-1663(Blue)
	Rear Axle Block	ZE93-5312 (Blue) , ZE93-5313 (Red)
	Rear Axle Slider	ZE93-6750 (Black) , ZE93-6753 (Blue)
	Clutch Cable Guide	ZE94-0682(Blue)
	Drive Cover	ZC35-3135
Z-CARBON	Fork Wraps	ZC35-4332(UPR) , ZC35-4332(LWR)
	Frame Guard	ZC35-5134
Z-Titanium	Chain Adjuster Bolt	ZT38-5501
	Brake Disc Bolt F/R	ZT31-5706
	Sprocket Nut Bolt & Nut Set	ZT34-2706N
Z-WHEEL	Zigram Rotor	W51-10335(F) , W51-20335(R)
	Brake Hose (C-black)	W61-13011(F) , W61-25011(R)
	AR1 Wheel Kit F 21 x 1.60	W21-47511
	AR1 Wheel Kit R 18 x 2.15	W21-57551
	Motoled Edge2 Holder Kit	D45-18-531(Smoke) , D45-18-731(Red)
	Radiator Hose	D47-01-723(Red)
	Front Fork Spring	D35-01-363 (Soft) , D35-01-365 (Hard)
	Rear Shock Spring	D35-02-363 (Soft) , D35-02-365 (Hard)
DRC	Foot Pegs Spring / Pin Set	D48-01-111
	Wide Foot Peg	D48-02-437 (Low) , D48-02-537 (Mid) , D48-02-637 (Hi)
	Motard Foot Peg	D48-02-937
	Stainless Brake Pin Set	D58-33-232
	Heart Protector	DL32-5031
DELTA	Torq Head Pipe	DL30-2204
	Barrel4-S Silencer (JMCA)	DL30-7204



FRONT FORK TOP CAP INITIAL ADJUSTER

Part # [ZE56-10524](#)



Z-WHEEL AR1 WHEEL KIT

Part #	Description
W21-47531	Front 1.60 X 21
W21-57561	Rear 2.15 X 18



DRC EDGE2 TAIL LIGHT HOLDER KIT

Part #	Color
D45-18-732	Red



DELTA BARREL 4-S SILENCER

Part # [DL30-7208](#)



ZETA BASE GRIPS SLIM

Part # [ZE47-6021](#)



Cross-country race specification

**"SEROW 250 Cross-Country"
with full-scale enduro**

A cross-country race specification customized based on the concept of the SEROW 250 used by Kenji Suzuki, DIRTBREAK promotion rider, for the 2016 All Japan Enduro Championship Hidaka 2 Days. We have a rich lineup of special parts such as wheels, suspensions, guards, brake parts, and mufflers, which are important points when customizing an enduro bike.



SEROW
Offroad Girls
tart & pound

SEROW250 of "Off-road small rider's specifications" produced by DIRTBREAK

We made a custom SEROW to make it easier for small riders to ride.

Not to mention the looks, the parts that off-road small riders think "Attentive to the needs" are customized.

The lowdown and handle position are compactly set so that it can be adapted to a small rider.

Operability is also improved by installing levers and grips that make it easier to control even with small hands.

We are particular about weight reduction such as themuffler and tail holder, and reduce the risk of falling by making the handling of the bike lighter.

Equipped with safe protective parts that firmly protect the parts if they are damaged even if they fall over at the touring destination.

KLX230

STREET MX



“Street MX Style”
The culture and style of motocross into a dual-purpose machine

KLX230 STREET MX CUSTOM PARTS

Brand	Description	Part #	KLX230	KLX230R
ZETA	RX2 Clamp Kit	ZE32-4255 Stock height is +10mm	0	0
	Rotating Bar Clamp MH	ZE40-9411 (Ti-color) ZE40-9412 (Red),ZE40-9413 (Blue)	0	-
	Pivot Lever set CP 3 Finger	ZE44-6011 (Black),ZE44-6012 (Blue)	0	0
	Race Grips Open End	ZE47-5100 (Black/Gray) ZE47-5102 (Red/Gray) ZE47-5103 (Orange/Gray) ZE47-5106 (Blue/Gray)	0	0
	Frame Guard	ZE52-0104	0	0
	ED Skid Plate	ZE55-2230	0	0
	Front Fork Top Cap	ZE56-10535	0	0
	Initial Adjuster	ZE56-6230	0	0
	Side Stand Extender	ZE58-2032 (Blue),ZE58-2033 (Red)	0	0
	Stem Nut	ZE58-4130 (Ti-color),ZE58-4131 (Black) ZE58-4132 (Blue),ZE58-4133 (Red)	0	0
	Stem Cap	ZE71-1822	0	0
	Hand Guard Mount Side Type	ZE71-8001 (Black),ZE71-8003 (Ti-color) ZE71-8006 (Orange)	0	0
	Pro Armor Hand Guard	ZE80-9420	0	0
	Drive Cover	ZE81-2004	0	-
	Heel Guard	ZE82-1180	0	-
	Chain Guide	ZE86-1501 (Blue),ZE86-1503 (Red)	0	0
	Brake Reservoir Cover F	ZE86-2101 (Blue),ZE86-2103 (Red)	0	-
	Brake Reservoir Cover R	ZE89-1252 (Blue),ZE89-1250 (Red)	0	0
	Engine Plug	ZE89-2110 (Red),ZE89-2111 (Black) ZE89-2112 (Blue)	0	0
	Oil Filler Plug	ZE89-5114 (Blue),ZE89-5115 (Red)	0	0
Rear Brake Clevis	ZE90-1121	0	0	
Oil Filter Cover	ZE90-3010 (Black),ZE90-3012 (Red)	0	-	
Revolver Shift Lever	ZE90-3010 (Black),ZE90-3012 (Red)	0	-	
Z-Titanium	Sprocket Bolt Nut *2	ZT34-2506N	0	0
Z-WHEEL	R50Rim F	W01-92411(Black),W01-92414(Green) W01-92418(Silver),W01-92431(Red)	0	0
	Stainless Spoke Set F	W10-23345	0	0
	R50Rim R	W01-64431	0	0
	Stainless Spoke Set R	W01-64434	0	0
	Zigram Rotor	W01-64438	0	0
Z-CARBON	EX Pipe Universal	W10-23745	0	0
DELTA	Barrel4-S Silencer (JMCA)	W51-10152	0	-
DRC	Dura Sprocket F	ZC31-3000	0	-
	Dura Sprocket R	DL30-7401	0	-
	Rim Lock	D331-532-13 (13T),D331-532-14 (14T) D331-532-15 (15T)	0	0
	MotoLed Edge2 Tail Light Holder	D34-24-039 (39T)- 053(53T)	0	0
	Flasher Holder Plate	D43-21-016 Front 1.60,D43-21-021Rear 2.15	0	0
	MotoLed Flasher 601 Type	D45-18-716 (Red),D45-18-516 (Smoke)	0	-
	MotoLed IC Relay	D45-59-912 Used for front turn signal	0	-
	Wide Foot Pegs	D45-60-107 (Orange),D45-60-108 (Smoke)	0	-
	161 Offroad Mirror	D45-69-830	0	-
	Front Fork Spring	D48-02-544	0	-
	Rear Shock Spring	D58-16-110 (R),D58-16-120 (L)	0	0
		D35-01-163 For front 3.9N / mm Approximately 25% UP	0	0
		D35-02-163 For front 61.7N / mm Approximately 25% UP	0	0

*2 Use ZETA titanium (ZT34-2506) or DRC sprocket bolt kit (D59-32-282) 2ith this sprocket



ZETA PRO ARMOR HAND GUARD

Part #	Color
ZE71-8001	Black



DRC EDGE2 TAIL LIGHT HOLDER

Part #	Color
D45-18-516	Smoke

DELTA BARREL 4-S SILENCER

Part #	DL30-7401
--------	-----------



ZETA REVOLVER SHIFT LEVER

Part #	Color
ZE90-3010	Black

DRC WIDE FOOT PEGS

Part #	Color
D48-02-544	Black



ZETA CHAIN GUIDE

Part #	Color
ZE82-1180	Black



ZETA ED SKID PLATE

Part #	ZE55-2230
--------	-----------

The old rally machine is a custom concept "Monkey 125 Paris Dakar"



ZETA SPECIALIZED HANDLEBAR

Part # [ZE55-8120](#)

*Excluding bar pad



ZETA ADVENTURE ARMOR HAND GUARD for MONKEY125

Part # [ZE72-6022](#) Color [Ti-Color](#)



ZETA UNDER GUARD

Part # [ZE55-8120](#)



ZETA HEADLIGHT GUARD

Part # [ZE52-4200](#)



ZETA ENGINE PLUG

Part # [ZE89-1105](#) Color [Red](#)

ZETA REVOLVER SIFT LEVER

Part # [ZE90-3550](#)

ZETA DRIVE COVER

Part # [ZE80-9320](#)

ZETA ALUMINUM FOOT PEGS

Part # [ZE93-1100](#)



Monkey 125 off-road modified version produced by DIRTBREAK. It is based on the XL125R / 250R Paris Dakar released in 1982. The front and rear fenders, tank, and carrier are painted one-off, and the image of that time is reproduced with Monkey 125.

MONKEY125 PARIS DAKAR CUSTOM PARTS

Brand	Description	Part #	
ZETA	Specialized Handlebar	ZE07-9950 (Black)	
	Base Grip Slim	ZE47-6011 (Closed End) , ZE47-6021 (Open End)	
	Base Grip Rally	ZE47-6221 (Open End : Black)	
	Base Grip Touring	ZE47-6126 (Open End : Black/Gray)	
	Headlight Guard	ZE52-4200 (Black)	
	Under Guard	ZE55-8120	
	Side Stand Extender	ZE56-6020 (Black/Silver)	
	Adventure Wind Shield	ZE70-1021	
	Adventure Armor for Monkey125	ZE72-6021 (Black) , ZE72-6022 (Ti-Color)	
	Drive Cover	ZE80-9320 (Black)	
	Heel Guard	ZE81-2052 (Black)	
	Engine Plugs	ZE89-1150 (Red) , ZE89-1151 (Black)	
	Oil Filler Plug	ZE89-2110 (Red) , ZE89-2111 (Black) , ZE89-2112 (Blue)	
	Steering Stem Nut	ZE58-2121 (Black) , ZE58-2123 (Red)	
	Magnetic Drain Bolt	ZE58-1522 (Blue) , ZE58-1523 (Red)	
	Revolver Shift Lever	ZE90-3550 (Black)	
	Aluminum Foot Pegs	ZE93-1100 (Black)	
	Pivot Street Lever Set	ZS62-1020 (Black)	
	DRC	Touring Carrier	D60-10-011(Black)
	DELTA	Barrel4-S Silencer (JMCA)	DL30-5105



ZETA SIDE STAND EXTENDER

Part # [ZE56-6020](#)



ZETA HEEL GUARD

Part # [ZE81-2052](#)



DELTA BARREL4-S SILENCER (JMCA)

Part # [DL30-5105](#)



DRC TOURING CARRIER

Part # [D60-10-011](#)



ZETA ADVENTURE WIND SHIELD

Part # [ZE70-1031](#)



ZETA PIVOT LEVER BRAKE CP

Part # [ZE41-4145](#)



ZETA HEADLIGHT GUARD

Part # [ZE52-4200](#)



ZETA ENGINE PLUG

Part #	Color
ZE89-1105	Red

ZETA DRIVE COVER FRONT

Part #	Color
ZE89-1103	Red

CT125/TRAIL125 CUSTOM PARTS

Brand	Description	Part #
ZETA	Pivot Lever Brake CP	ZE41-3145(3 Finger) , ZE41-4145(4 Finger)
	Headlight Guard	ZE52-4200
	Magnetic Drain Bolt	ZE58-1522(Blue) , ZE58-1523(Red)
	Steering Stem Nut	ZE58-2121(Black) , ZE58-2123(Red) , ZS58-1104(Gold) , ZS58-1108(Ti-Color)
	Adventure Wind Shield	ZE70-1031
	Drive Cover	ZE80-9320(Black)
	Brake Reservoir Cover Front	ZE86-1101(Blue) , ZE86-1103(Red)
	Engine Plug	ZE89-1150(Red) , ZE89-1151(Black)
	Oil Filler Plug	ZE89-2110(Red) , ZE89-2111(Black) , ZE89-2112(Blue) ZS89-2104(Gold) , ZS89-2108(Ti-Color)
	Rear Brake Clevis	ZE89-5045(Red) , ZS89-5044(Gold) , ZS89-5048(Ti-Color)
	Rotating Bar Clamp UN	ZE40-9111(Ti-Color) , ZE40-9112(Red) , ZE40-9113(Blue) ZE40-9114(Orange)
	Stem Cap	ZE58-4132(Blue) , ZE58-4133(Red) , ZE58-4130(Ti-Color) ZE58-4131(Black)



ZETA REAR BRAKE CLEVIS

Part #	Color
ZE89-5045	Red

ZETA OIL FILER PLUG

Part #	Color
ZE89-5045	Red



ZETA BRAKE RESERVOIR COVER FRONT

Part #	Color
ZE86-1103	Red

ZETA ROTATING BAR CLAMP UN

Part #	Color
ZE40-9111	Ti-Color



ZETA STEERING STEM NUT


Part #	Color
ZE58-2131	Red

ZETA STEM CAP

Part #	Color
ZE58-4130	Ti-Color



CROSS CUB110 Scrambler



Scrambler style

"Cross Cub 110 Scrambler"

with improved off-road performance



ZETA SPECIALIZED HANDLEBAR

Part #	Color
ZE07-9940	Black



ZETA UNDER FRAME KIT

Part #
ZE55-8010

CROSS CUB110 SCRAMBLER CUSTOM PARTS

Brand	Description	Part #
ZETA	Specialized Handlebar	ZE07-9940(Black)
	Throttle Tube	ZE45-5024(STD) , ZE45-8124(Open)
	Aluminum Throttle Tube	ZE45-5024
	Head Light Guard	ZE52-4100
	Under Frame Kit	ZE55-8010
	Offroad Suspension Kit	ZE56-9510
	Armor Hand Guard Protector X3	ZE72-0406(Black)
	Adventure Armor Hand Guard	ZE72-6001(Black)
	Engine Plug	ZE89-1151(Black) , ZE89-1150(Red)
	Side Stand Extender *1	ZE56-6010
	Pivot Lever Brake CP 4Finger	ZE41-4109(Ti-color)
Z-Wheel	Rim Set F	W25-117518
	Rim Set R 16inch Conversion	W25-217118
	Side Stand	D35-56-017(+30)
DRC	Rim Lock 1.40	D43-21-014
	Rim Lock 1.60	D43-21-016
	Wide Foot Pegs (Spring included)	D48-02-543(MID)
	Saddle Bag Support	D60-01-001
	Aluminum Front Carrier	D60-02-050
	Dura Sprocket F	D331-418-xx(14,15)
DELTA	Dura Sprocket R	D34-06-0xx(35,37)
	Barrel4-S Silencer	DL30-5104

* 1 DRC side stand cross cub 110 + 30mm fine treatment: D35-56-017 Cannot be worn.



Z-WHEEL RIM SET F/R

Part #	Size
W25-117518	Front
W25-217118	Rear



ZETA OFFROAD SUSPENSION KIT

Part #
ZE56-9510



DELTA BARREL4-S SILENCER

Part #
DL30-5104



DRC SADDLE BAG SUPPORT

Part #
D60-01-001



DRC ALUMINUM FRONT CARRIER

Part #
D60-02-050



ZETA OFFROAD SUSPENSION KIT

Part #
ZE56-9510



EXPLORER HANDLE BAR P21



BASE GRIPS P38



ADVENTURE ARMOR HAND GUARD P48



ARMOR HAND GUARD SCUDO PROTECTOR P53



ADVENTURE ARMOR HAND GUARD AFRICA TWIN P49



ADVENTURE ARMOR HAND GUARD TENERE700 P50



ADV ARMOR HAND GUARD OPTION BUMPER P49 **ADV ARMOR HAND GUARD OPTION SLIDER P49**



CW HAND WARMER P51



EXHAUST PIPE GUARD P60



SIDE STAND EXTENDER P73



ADVENTURE WIND SHIELD
P66



BAR RISE 20 mm OFFSET
P25



AR1 WHEEL KIT FRONT / REAR
AFRICA TWIN P109



TOURING CARRIER
P138



SADDLE BAG SUPPORT
P139



OUTER SERIES P194-209



FENDER ELIMINATOR KIT
P143



**7075-T6
ALUMINUM**



ZETA SX3 HANDLEBAR 1 1/8 in (28.6 mm)

- ZETA revolutionary over-sized handlebar.
- Tested and developed by Japanese factory riders.
- Made of A7075-T6 aluminum for strength and durability.
- Knurled grip area to resist slippage.
- Many bends available for MX racers, ED, Mini racer, Free style, Super Motard, and Trial.
- Includes large size foam bar pad.
- Available in black, red and blue colors.



1
Black

2
Blue

3
Red



Laser printed logos and handlebar positioning gauge for accurate handlebar position setting.



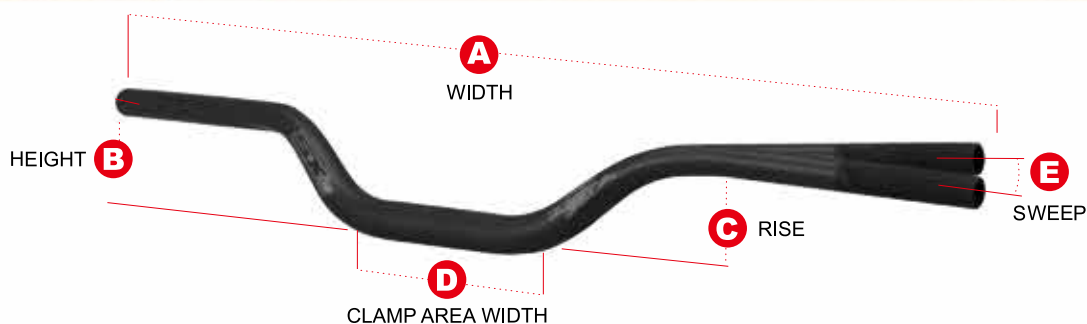
Tapered handlebar provides high rigidity and shock absorption.



Plastic bar end caps installed.
[ZE01-0001](#)



UZUSHIO RACING
YUTA IKEGAYA



Model	Part #	Handlebar dimensions					Color			Approximate bend
		A	B	C	D	E	Black	Red	Blue	
MX-111	ZE06-111 #	806	83	49	215	53	1	2	3	CR/CRF-Low, KXF-Low
MX-123	ZE06-123 #	806	98	64	215	53	1	2	3	CR125R/250R'04-07, CRF250R'04-18, CRF450R'04-18, CRF450RX'17-18, CRF250X'04-17, CRF450X'05-21, CRF450L'19, KX125/250/250F/450F'06-18, KX250/450'19-20, KLX450R'08-09
MX-214	ZE06-214 #	803	95	57	213	54	1	2	3	KX125/250'03-05, RM125/250'02-05, RMZ250'04-06, KX250F'04-05
MX-313	ZE06-313 #	805	80	52	205	60	1	2	3	RM125/250'06-, RMZ250'07-18, RMZ450'05-17, RMX450Z'10-17, DRZ400SM, 125/150SX'08-12, 250SX'08-12, 250/350/450SX-F'08-12, 250XC-F'11-12, 350XC-F'12
MX-414	ZE06-414 #	803	84	55	209	49	1	2	3	YZ125/250'06-20, YZ250F'06-18, YZ450F'06-17, YZ125X'17-20, YZ250X'16-20, YZ250FX'15-19, YZ450FX'16-18, WR250F'13-19, WR450F'13-18
MX-415	ZE06-415 #	804	91	54	210	52	1	2	3	YZ125/250'21, YZ125X/250X'21, YZ250F'19-21, YZ450F'18-21, YZ450FX'19-21, YZ250FX'20, WR250F'20, WR450F'19-21, CRF250R'19-21, CRF250/RX'19-21, CRF450R'19-21, CRF450RX'19-21
MX-542	ZE06-542 #	811	79	42	195	50	1			KTM SX/SX-F/XC-F/XC/XC TPI'16-21
MX-543	ZE06-543 #	805	88	61	205	40	1			KTM EXC/EXC TPI/EXC-F/XC-W/XC-W TPI'16-21
Super-Low	ZE06-602 #	805	65	29	200	48	1			
Super Moto-Low	ZE06-661 #	800	80	45	200	62	1			
Super Moto-Medium	ZE06-665 #	800	95	60	200	62	1			
FMX	ZE06-671 #	802	108	70	220	54	1			EIGO SATO MODEL
FMX-TAKA	ZE06-674 #	777	123	70	228	56	1			TAKA HIGASHINO MODEL
Trial Competition	ZE06-754 #	797	99	62	178	45	1			FUMITAKA NOZAKI MODEL
Mini Racer-Low	ZE06-922 #	740	95	62	190	55	1			YZ65, RM85, KX85, YZ85'19-20
Mini Racer-Medium	ZE06-931 #	750	110	77	195	55	1			CR85R, CRF150R, YZ85'18
Mini Racer-HIGH	ZE06-942 #	760	125	92	205	55	1			

#Add color number to complete number for ordering.



Comes with large foam SX Bar pad.



Front

ZETA BAR PAD

- Designed for use with ZETA SX handlebars.
 - Graphics resistant to power washers and stains.
 - Provides rider protection while padding the bar mount area.
- Size W 170 mm x D 80 mm x H 65 mm

Part #	Color
ZE01-0132	Black

CONTROL



LEVER



HANDLEBAR ACCESSORIES



HAND GUARD



BODY GUARD



BODY PARTS



FOOT PARTS



SUSPENSION



ACCESSORIES



CARBON



7075-T6 ALUMINUM



CONTROL



ZETA

CX HANDLEBAR 7/8 (22.2 mm)

- ZETA 22.2 mm handlebar for top riders.
- Made of durable 7075 - T6 aluminum with brace on the handlebar to provide direct control.
- Laser printed logos and handlebar positioning gauge for accurate handlebar position setting.
- Knurled grip area to resist slippage.
- Comes with plastic bar end cap and comp handlebar pad.
- Many bends available for MX racers, ED, Mini racers, Super motard and Trial.
- Available in black, red and blue colors.



Laser printed logos and handlebar positioning gauge for accurate handlebar position setting.

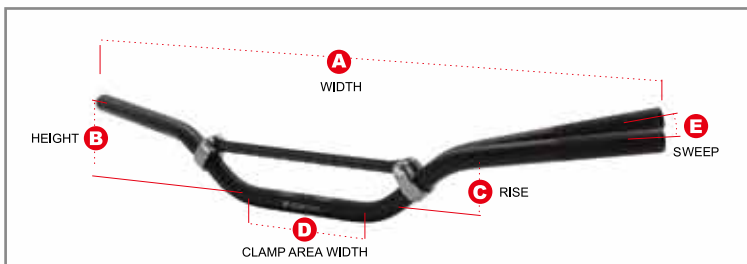


Comes with high gloss bar pad.



Plastic bar end caps installed.

Part #
ZE01-0001



Model	Part #	Handlebar dimensions					Color			Approximate bend
		A	B	C	D	E	Black	Red	Blue	
MX-111	ZE09-111 #	806	83	49	215	53	1	2	3	CR/CRF-Low, KXF-Low
MX-123	ZE09-123 #	806	98	64	215	53	1	2	3	CR125R/250R'04-07, CRF250R'04-18, CRF450R'04-18, CRF450RX'17-18, CRF250X'04-17, CRF450X'05-21, CRF450L'19-20, CRF450RL'21 , KX125/250/250F/450F'06-18, KX250/450'19-20, KLX450R'08-09
MX-214	ZE09-214 #	803	95	57	213	54	1	2	3	KX125/250'03-05, RM125/250'02-05, RMZ250'04-06, KX250F'04-05
MX-412	ZE09-412 #	800	90	63	213	58	1	2	3	YZ125/250/250F/450F'03-05, WR250F/450F'03-05
Dual Sport-Low	ZE09-641 #	800	75	46	200	78	1	2	3	XR250/Baja/Motard, XR230/Motard, SEROW225
Dual Sport-Medium	ZE09-645 #	800	90	61	200	78	1	2	3	DRZ400S/SM, KLX250-'07, D-TRACKER-'07, CRF250L/M
Super Moto-Low	ZE09-661 #	800	80	45	200	62	1	2	3	SEROW250
Super Moto-Medium	ZE09-665 #	800	95	60	200	62	1	2	3	KLX250'08-15, D-TRACKER'08-15, WR250R/X
Mini Racer-Low	ZE09-922 #	740	95	62	190	55	1			RM85, KX85
Mini Racer-Medium	ZE09-931 #	750	110	77	195	55	1			CR85, CRF150R, YZ85'18
Mini Racer-HIGH	ZE09-942 #	760	125	92	205	55	1			

Add color number to complete number for ordering.

LEVER



HANDLEBAR ACCESSORIES



HAND GUARD



BODY GUARD



BODY PARTS



FOOT PARTS



SUSPENSION

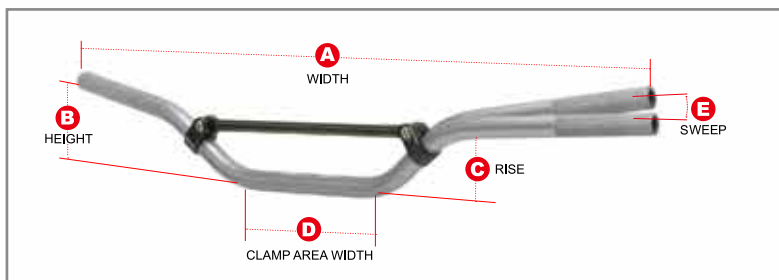


ACCESSORIES



CARBON





Model	Part #	Handlebar dimensions					Color			Approximate bend
		A	B	C	D	E	Gray	Red	Blue	
Dual Sport-Low	ZE07-641 #	800	75	46	200	78	8	3	2	XR250/Baja/Motard, XR230/Motard, SEROW225, DRZ400S/SM, KLX250-'07, D-TRACKER-'07, CRF250L/M
Dual Sport-Medium	ZE07-645 #	800	90	61	200	78	8	3	2	SEROW250
Motard-Low	ZE07-661 #	800	80	45	200	62	8	3	2	KLX250'08-16, D-TRACKER'08-16, WR250R/X
Motard-Medium	ZE07-665 #	800	95	60	200	62	8	3	2	CRF50, TTR50, DRZ50/70
50-Mini	ZE07-902 #	715	215	193	145	40	8			KLX110/L
110-Mini	ZE07-904 #	743	173	144	190	45	8			KLX125, D-TRACKER125
Mini-Trail	ZE07-993 #	775	106	80	181	60	8	3	2	KLX150S,XTZ125

#Add color number to complete number for ordering.

ZETA COMP HANDLEBAR 7/8 in (22.2 mm)

- Upgrade comp handlebar for all riders.
- Made of a strong and durable material.
- Available in titanium, red and blue anodized colors.
- Knurled grip area to resist slippage.
- Comes with plastic bar end caps.
- Laser printed position grid.



Laser printed logos and handlebar positioning gauge for accurate handlebar position setting.



Plastic bar end caps installed.

Part #
[ZE01-0001](#)



ZETA COMP BAR PAD

- Provides rider protection while padding the bar mount area.
- Graphics resistant to power washers and stains.
- Available in 4 colors.

Standard size

Part #	Color	Size
ZE47-9131	Blue	254 mm (10")
ZE47-9132	Black	
ZE47-9133	Red	
ZE47-9136	White	

Mini size

Part #	Color	Size
ZE47-9232	Black	220 mm (8.8")



MONKEY125



ZETA SPECIALIZED HANDLEBAR MONKEY125

- Made of Aluminum wide-up bend creates smooth shape and provides driving performance and stability.
- Brace increases the rigidity of the handle and provides direct handling and vibration reduction effect.
- Position grid makes a handle position setting easy.
- Protect your chin from unexpected accidents by attaching an optional bar pad (supports up to 220 mm in width). Sandblasting / Black alumite finish.

Model	Part#	Handlebar Size (mm)					Color
		A	B	C	D	E	
MONKEY125 19-21	ZE07-9950	710	185	145	205	95	Black



Compatible with ZETA Adventure Hand Guard for Monkey 125 (P.52), it fits easily and securely.



Compatible with ZETA Adventure Hand Guard for Monkey 125 (P.52), it fits easily and securely.



Equipped with M6 insert nut on the bar end.



A stock bar end plug etc. can be installed (P.42),

CROSS CUB 110



ZETA SPECIALIZED HANDLEBAR CROSS CUB 110

- Made of Aluminum wide-up bend creates smooth shape and provides driving performance and stability.
- Stock cables and wiring can be installed without alteration.
- *No knurling on the grip mounting part, crossbar and plastic bar end cap are not included.**

Model	Part#	Handlebar Size (mm)					Color
		A	B	C	D	E	
CROSS CUB110 18-	ZE07-9940	780	123	110	185	75	Black



The optional ZETA bar end plug (P.42) can be installed. Stock bar end cannot be installed.



The handle mounting is a bolt-on design with holes for the switch box.



With "Position Grid" that facilitates handle position setting.



Compatible with ZETA Adventure Armor Hand Guard (P.52), it fits easily and securely.



CROSS BAR



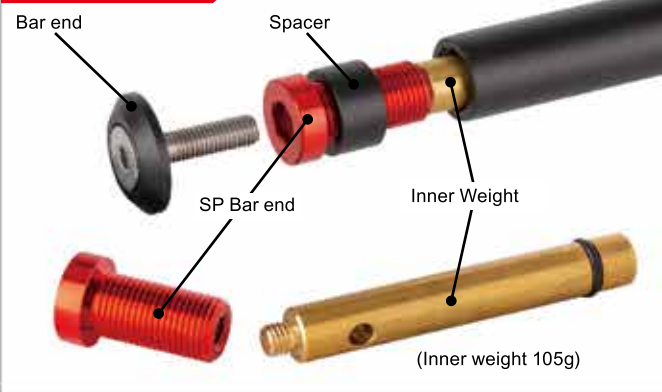
Enable to be attached to mobile devices to be attached.
 "Vibration suppression of the handlebar. (Mounting range 180mm)"
 * Bar pad cannot be installed.

RIDING POSITIONS



The length of the handlebar is selectable using the SP bar end adapter and spacer. Works for mini trails and full-size bikes.

INNER WEIGHT



Detachable brass inner weight.
 Can be lighter by removing and suppresses uncomfortable vibration.

ARMOR HAND GUARD



Directly attachable to the SP bar end adapter. Easily installable and securely fixed.
 * When installing on the Adventure Armor Handguard, check for any interference with the brake banjo bolt.
 * The anchor bolts included with the armor hand guard are not used.

BAR END PLUGS



Easily attachable to the SP bar end adapter and securely fixed.
 * When installing a closed grip, the bar end can not be used.
 * ZETA bar end plug series cannot be installed.


ZETA EXPLORER HANDLEBAR

- Equipped with the best functions and inner weight for touring.
- Available 2 bends, S-1 for sport bend, T-2 for long touring bend.
- Selectable total length using the SP bar end and spacer for your favorite position.

* Use the Bar Rise series (P25) to change the height of the handlebar.
 * The bar pad cannot be attached.

Part #	Model	Handlebar dimensions (mm)				
		A	B	C	D	E
ZE07-0100	S-1 Sports Type	775 (800)	90(92)	60	184	60(63)
ZE07-0150	T-1 Touring Type	775 (800)	90(92)	60	184	82(85)

* Size shows handlebar width with SP bar end.
 Size in brackets shows handlebar width with spacer.



DETAIL



High-strength aluminum sandblasted with black anodized finish
 Laser print is placed in each part.



ZETA EXPLORER HANDLEBAR REPLACEMENT BAR ENDS

Part #
 ZE07-0900

CONTROL



LEVER



HANDLEBAR ACCESSORIES



HAND GUARD



BODY GUARD



BODY PARTS



FOOT PARTS



SUSPENSION



ACCESSORIES



CARBON



ZETA HANDLEBAR CLAMP KIT

- Adjustment system to fit each rider's size, style and type of riding .
- The innovative adjusting system gives you the option of 8 different " back and forth " positions . (Maximum)
- The optional lower clamp enables a total of 4 different heights .
- Provides 32 different positions to fit anyone's needs . (Maximum)
- Made of CNC machined 7000 grade aluminum .
- Available for SX over-sized bars and Comp standard-sized bars as well .



CRF250R/450R
ZE11-1124



CRF125F
ZE11-1102



CRF250R/450R
ZE11-1125



WR250R/X
ZE11-4252



CRF250L/M/RALLY
ZE11-1256



DRZ400SM
ZE11-3403



The one-piece upper bar clamp helps stabilize handlebar and prevents bar twist when falling down.



One piece stabilizer is set by 4 special bolts. To securely mount handlebar, the clamp is designed to be tightened first with the 2 front side bolts, then the 2 rear side bolts.



Reinforcing ribs are positioned for maximized strength and minimized weight.



Specially designed lower bar clamp provides the option of 8 different back and forth positions in 5 mm increments. (Maximum)



The two holes allow 2 back and forth positions of the handlebar clamp on the top clamp. Utilizing the optional lower clamp enables different handlebar height positions.



Front fork clamp area designed to securely clamp the front fork. Specially designed Front fork bolts are made of stainless to prevent corrosion.

Optional Parts

Bike (Competition)	Year	Part #		Bar Clamp Size (mm)	
		SX	COMP	Upper	Lower
HONDA					
CR85R	03-07	ZE11-1081	ZE12-1081	80	50
CRF150R	07-21	ZE11-1081	ZE12-1081	80	50
CR125R/250R	00-07	ZE11-1122	ZE12-1122	90	35
CRF250R	04-07	ZE11-1122	ZE12-1122	90	35
	08-09	ZE11-1123	ZE12-1123	90	35
CRF250R (RED BODY)	10-17	ZE11-1124	-	90	35
	10-17	ZE11-1125	-	90	35
CRF450R	02-07	ZE11-1122	ZE12-1122	90	35
	08	ZE11-1123	ZE12-1123	90	35
	09-16	ZE11-1124	-	90	35
CRF450R (RED BODY)	09-16	ZE11-1125	-	90	35
CRF50F	04-21	-	ZE12-1052	-	-
CRF110F (RED BODY) #	13-21	ZE11-1102	ZE12-1102	80	35
CRF125F (RED BODY) #	14-21	ZE11-1102	ZE12-1102	80	35
CRF230F	03-15	ZE11-1235	ZE12-1235	90	35
CRM250R/AR	94-98	ZE11-1252	ZE12-1252	90	35
CRF250L (RED BODY)	12-20	ZE11-1256	ZE12-1256	90	35
CRF250M (RED BODY)	13-17	ZE11-1256	ZE12-1256	90	35
CRF250RALLY (RED BODY)	17-20	ZE11-1256	ZE12-1256	90	35
XR250/MOTARD	03-07	ZE11-1252	ZE12-1252	90	35
XR400 MOTARD	05-08	ZE11-1252	ZE12-1252	90	35
YAMAHA					
YZ80/85	93-18	ZE11-4081	ZE12-4081	80	50
YZ125/250	06-21	ZE11-4124	ZE12-4124	90	35
YZ125X	17-21	ZE11-4124	ZE12-4124	90	35
YZ250X	16-21	ZE11-4124	ZE12-4124	90	35
YZ250F	06-08	ZE11-4124	ZE12-4124	90	35
	09-11	ZE11-4127	-	90	40
YZ450F	06-08	ZE11-4124	ZE12-4124	90	35
	09	ZE11-4127	-	90	40
TT-R50E	06-21	-	ZE12-4051	-	-
TRICKER	04-18	ZE11-4232	ZE12-4232	80	35
SEROW250	05-20	ZE11-4233	ZE12-4233	80	35
XT250X	06-17	-	ZE12-4233	80	35
WR250R/X (BLUE BODY)	07-20	ZE11-4252	ZE12-4252	90	35
KAWASAKI					
KX80/85/100	98-21	ZE11-2082	ZE12-2082	80	50
KX250F	06-08	ZE11-2125	ZE12-2125	90	35
	09-10	ZE11-2129	-	90	35
KX450F	06-08	ZE11-2126	ZE12-2126	90	35
	09-12	ZE11-2128	-	90	35
KLX110/L	02-21	-	ZE12-2101	80	35
SUZUKI					
RM85	02-19	ZE11-3081	ZE12-3081	80	50
RM125	05-08	ZE11-3122	ZE12-3122	90	40
RM250	04-08	ZE11-3122	ZE12-3122	90	40
RMZ250	07-15	ZE11-3123	ZE12-3123	90	40
RMZ450	05-09	ZE11-3123	ZE12-3123	90	40
DRZ50/70	08-19	-	ZE12-3051	-	-
DRZ400SM (BLACK BODY)	04-19	ZE11-3403	-	90	40

No fuel warning light from 19'



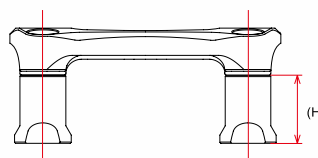
H 50 mm

H 35 mm

ZETA OPTION LOWER CLAMP

- Optional lower clamps for adjusting the height of handlebar.
- Available in 4 different heights.
- Set-ups range from 35 mm to 65 mm in 10 mm increments.

Part #	Height (H)	Handlebar clamp Dimension
ZE31-4135	35mm (1.2")	COMP 22.2mm (1 1/8" bars)
ZE31-4140	40mm (1.6")	
ZE31-4150	50mm (2.0")	
ZE31-4165	65mm (2.6 ")	SX 28.6mm (7/8" bars)
ZE31-4235	35mm (1.2")	
ZE31-4240	40mm (1.6")	
ZE31-4250	50mm (2.0")	
ZE31-4265	65mm (2.6 ")	



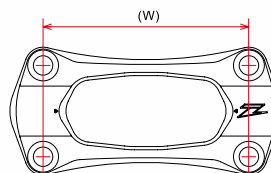
80 mm

90 mm

ZETA OPTION UPPER CLAMP

- Replacement stabilizer for ZETA handlebar clamp kit.
- Use with optional lower bar clamp when changing bar size.

Part #	Wide (W)	Handlebar clamp Dimension
ZE31-2180	80mm (3.2")	COMP 22.2mm (1 1/8" bars)
ZE31-2190	90mm (3.5")	
ZE31-3180	80mm (3.2")	SX 28.6mm (7/8" bars)
ZE31-3190	90mm (3.5")	



CONTROL

LEVER

HANDLEBAR ACCESSORIES

HAND GUARD

BODY GUARD

BODY PARTS

FOOT PARTS

SUSPENSION

ACCESSORIES

CARBON


CRF250L/M RALLY
ZETA TRIPLE CLAMP KIT

- Complete triple clamp kits for CRF250L/M/RALLY, WR250R/X and DRZ400SM.
- Clamp body is made of CNC machined durable aluminum with beautiful anodized finish.
- Comes with upper and lower clamps, stem shaft, stem nuts and SX bar size (28.6 mm) clamp.

Part #	Bike	Year	Color
ZE14-1256	CRF250L	12-20	Red
ZE14-1256	CRF250M	13-17	Red
ZE14-1256	CRF250RALLY	12-20	Red
ZE14-3403	DRZ400SM	07-19	Black
ZE14-4252	WR250R/X	07-20	Blue

CAUTION

- This kit does not come with stem bearings.
- OE lower clamp bearing, dust seal and 2 of main switch mount bolts may be required for installing this top triple clamp kit.
- Press fit machine or special bearing installation tool would be required for lower clamp bearing installation.

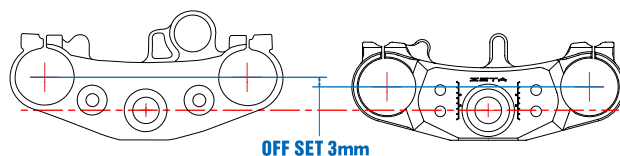
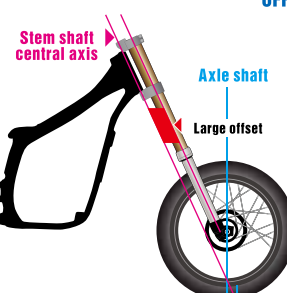

WR250R/X BLUE

DRZ400SM

WR250X BLACK (3 MM OFFSET)
ZETA TRIPLE CLAMP KIT 3 mm OFFSET CLAMP

- 3 mm front fork offset clamp increases trail amount, provides quicker and more stable handling for super moto riding.

Part #	Bike	Year	Color
ZE14-4253	WR250X (3 mm offset)	07-17	Black

For stock triple clamp
For ZETA offset clamp

OFF SET 3mm


Trail small = Low ground contact feeling
Cornering stability = low
Trail amount



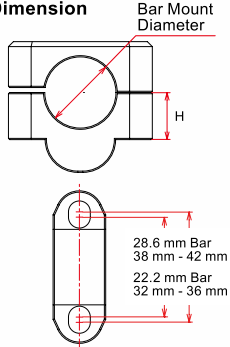
Large trail = high ground contact feeling
Cornering stability = high
Trail amount

In the case of the WR250X, the outer diameter of the tire is reduced from 21 inches to 17 inches of the WR250R, so the casters stand and the trail amount is significantly reduced compared to the WR250R. This makes it easier for the steering wheel to be cut or to be affected by swinging the steering wheel at corners.

By bringing the front fork closer to the steering shaft (offset 3 mm), the trail amount is reduced to 17 inches and the stability is improved. The effect is seen from the middle of the corner to the rise of the corner, enabling stable cornering. In addition, the high-rigidity clamp improves stability and drift controllability in high-speed corners.



BAR RISE KIT Dimension



ZETA BAR RISE KIT

- Universal bar riser kit for over sized (28.6 mm, 1 1/8") bar mount and standard sized (22.2 mm, 7/8") bar mount..
- Provides 19 mm and 30 mm higher bar position than stock bar position.
- For use on dirt bikes and ATVs.
- Comes with bar clamp bolts. - Made of A7009 aluminum.

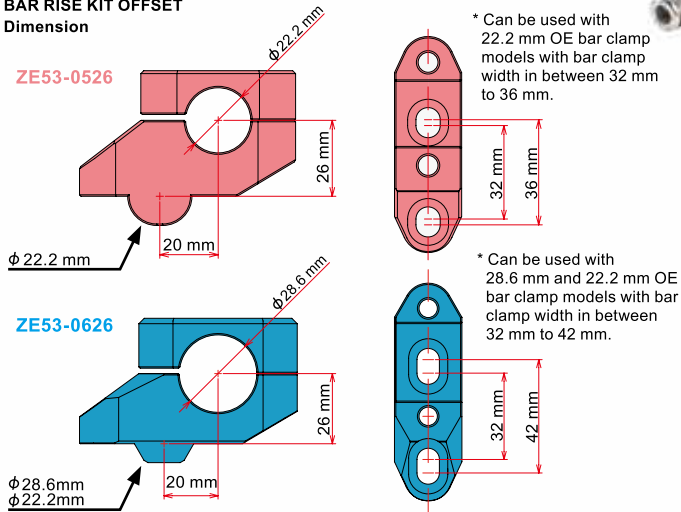
Part #	Bar Clamp	Size (H)
ZE53-0119	22.2 mm	19 mm
ZE53-0219	22.2 mm	30 mm
ZE53-0130	28.6 mm	30 mm
ZE53-0230	28.6 mm	30 mm

ZETA BAR RISE KIT OFFSET

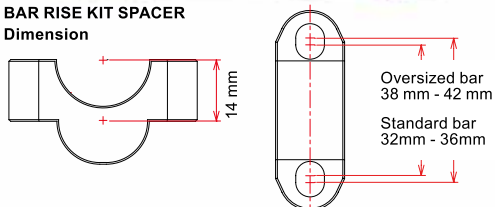
- Allow your handle position to offset 20 mm in the front and back direction (height 26 mm UP).
- Available for 22.2 mm and 28.6 mm bar clamp
- ZE53-0626 can be used with both 28.6 mm and 22.2 mm bar clamp.

Part #	Size (Height)	Handlebar diameter
ZE53-0526	22.2 mm	φ 22.2 mm
ZE53-0626	22.2 mm	φ 28.6 mm
	28.6 mm	

BAR RISE KIT OFFSET Dimension



BAR RISE KIT SPACER Dimension



ZETA BAR RISE KIT SPACER H : 14mm

- Universal spacers that are used in combination with a genuine upper clamp to raise the handle position.
- The height is 14 mm which is suitable for fine adjustment with less interference of wires.
- It can also be used for avoiding handle interference when the fork protrusion amount is increased.
- Stainless steel M8 flange bolt 45 mm / M 8 cap bolt 40 mm corresponding to genuine upper clamp shape depending on the model is included 4 each.
- Lineup for standard diameter bar (22.2 mm) and oversized diameter bar (28.6 mm).

Part #	Size (H)
ZE53-0714	22.2 mm
ZE53-0814	28.6 mm




ZETA RX CLAMP KIT

- Designed for easy installation of over-sized bars (1 1/8") to stock rubber-mounted top clamp.
- Accepts 28.6 mm (1 1/8") handlebars with OEM triple clamps.
- The one-piece top bar mount helps stabilize rubber-mounted bars.
- Made of CNC machined A7009 aluminum.

Bike	Year	Part #
HONDA		
CR125R	00-07	ZE32-4011
CR250R	99-07	ZE32-4011
CRF250R	04-18	ZE32-4011
CRF450R	02-18	ZE32-4011
CRF450RX	17-18	ZE32-4011
CRF450L	19-20	ZE32-4011
CRF450RL	21	ZE32-4011
CRF250X	04-17	ZE32-4011
CRF450X	05-17	ZE32-4011
YAMAHA		
WR250R/X	07-20	ZE32-4045
KAWASAKI		
KX125	06-08	ZE32-4051
KX250	05-08	ZE32-4051
KX250F #2	05-18	ZE32-4051
KX250 #2	19	ZE32-4051
KX450F #1	06-18	ZE32-4051
KX450 #1	19-20	ZE32-4051
SUZUKI		
RMZ250	05-06	ZE32-4051

#1 2012-2020 model can set only near side.
#2 2015-2019 model can set only near side.



ZE32-4011



CRF450L

ZETA RX2 CLAMP KIT

- Two-piece handlebar clamp kit developed for easy installation of over-sized bars (1 1/8") to stock rubber-mounted top clamp.
- Specially designed bolts enable three different back and forth positions (stock , stock + / - 4 mm)
- Available for CR, CRF, KX, KXF and WR250R / X .
- The height is not adjustable.

#3 WR250R / X and KLX230/R clamp is 10 mm higher than stock bar position.

Bike	Year	Part #
HONDA		
CR125R	00-07	ZE32-4201
CR250R	99-07	ZE32-4201
CRF250R	04-18	ZE32-4201
CRF450R	02-18	ZE32-4201
CRF450RX	17-18	ZE32-4201
CRF250X	04-17	ZE32-4201
CRF450X	05-17	ZE32-4201
CRF450L	19-21	ZE32-4201
CRF450RL	19-21	ZE32-4201
YAMAHA		
WR250R/X #3	07-20	ZE32-4255
KAWASAKI		
KX125	06-08	ZE32-4201
KX250	05-08	ZE32-4201
KX250F	05-18	ZE32-4201
KX250	19-20	ZE32-4201
KX450F	06-18	ZE32-4201
KX450	19-20	ZE32-4201
KLX230 #3	20	ZE32-4255
KLX230R #3	21	ZE32-4255
SUZUKI		
RMZ250	05-06	ZE32-4201



ZE32-4201

ZE32-4245



WR250R

ZETA RUBBER KILLER

- Solid cones for rubber bar mounted stock triple top clamps.
- Provides direct control and prevents bar twist when falling down.
- Finished in anodized red and blue colors.
- Comes in a set of 4 solid cones.
- Made of A7009 aluminum.

Part #	Bike	Color
ZE37-0311	HONDA	Red
ZE37-0321	KAWASAKI	Red
ZE37-0322	KAWASAKI	Blue
ZE37-0331	SUZUKI	Red
ZE37-0341	YAMAHA	Blue
ZE37-0351	HUSQVARNA	Blue
ZE37-0352	KTM	Orange



ZE37-0311

ZE37-0322

ZE37-0352



KTM 350SX-F

CONTROL

LEVER

HANDLEBAR ACCESSORIES

HAND GUARD

BODY GUARD

BODY PARTS

FOOT PARTS

SUSPENSION

ACCESSORIES

CARBON



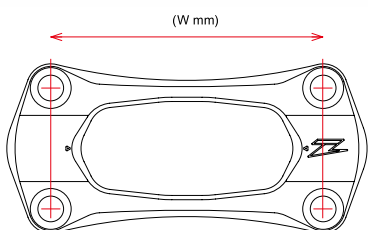
ZETA
COMP STABILIZER 7/8 in (22.2mm)

- One-piece top bar mount for standard 7/8" bars.
- Improves steering control and rigidity.
- Install with stock handlebar clamp bolts.
- Made of CNC machined A7009 aluminum.



ZETA
SX STABILIZER 1 1/8 in (28.6 mm)

- One-piece top bar mount for oversized 1 1/8" bars.
- Improves steering control and rigidity.
- Comes with bar clamp bolts.
- Made of CNC machined A7009 aluminum.



YZ450F

Bike	Year	Comp	
		Part #	(W)
HONDA			
CR125R	95-99	ZE33-2100	100
CR250R	95-98	ZE33-2100	100
CRM250R/AR	89-98	ZE33-2100	100
CRF150L	18	ZE33-2100	100
CRF250L	12-20	ZE33-2100	100
CRF250RALLY	17-20	ZE33-2100	100
XLR125R/200R	93-00	ZE33-2100	100
XLR250/XR250, BAJA	-94	ZE33-2100	100
XR230	05-12	ZE33-2100	100
XR250/BAJA/MOTARD	95-07	ZE33-2100	100
XR250R/400R	96-04	ZE33-2100	100
XR600R/650R	88-06	ZE33-2100	100
FTR223, SL230	97-08	ZE33-2100	100
YAMAHA			
YZ80/85	93-14	ZE33-2085	85
YZ125/250	90-06	ZE33-2100	100
YZ250F	01-05	ZE33-2100	100
YZ400F-450F	98-05	ZE33-2100	100
WR250F	99-06	ZE33-2100	100
WR400F-450F	99-06	ZE33-2100	100
DT125/200	88-92	ZE33-2100	100
DT200WR	91-96	ZE33-2100	100
DT230 LANZA	97-98	ZE33-2085	85
TTR125	00-04	ZE33-2085	85
TTR250R/RAID	93-07	ZE33-2100	100
TW200	91-04	ZE33-2085	85
SEROW225WE/250, XT225	93-20	ZE33-2085	85
TRICKER	04-18	ZE33-2085	85
WR155R	20	ZE33-2100	100
WR250R/X	07-20	ZE33-2100	100
XTZ125	03-17	ZE33-2085	85
XT250X	06-17	ZE33-2085	85

Bike	Year	Comp	
		Part #	(W)
KAWASAKI			
KX60/65	94-21	ZE33-2085	85
KX80/85/100	96-21	ZE33-2085	85
KX125	96-05	ZE33-2090	90
	06-08	ZE33-2098	98
	92-04	ZE33-2090	90
KX250	05-08	ZE33-2098	98
	04	ZE33-2090	90
KX250F #2	05-18	ZE33-2098	98
KX250 #2	19	ZE33-2098	98
KX450F #1	06-16	ZE33-2098	98
KX450 #1	17-21	ZE33-2098	98
KX450X #1	21	ZE33-2098	98
KDX125-250	88-99	ZE33-2090	90
KLX125/D-TRACKER125	10-16	ZE33-2085	85
KLX250/D-TRACKER	98-20	ZE33-2090	90
VERSYS-X250	17-20	ZE33-2090	90
VERSYS-X300	17-20	ZE33-2090	90
SUZUKI			
RM125	96-05	ZE33-2098	98
	96-00	ZE33-2098	98
RM250	01	ZE33-2100	100
	02-05	ZE33-2098	98
RMZ250	04	ZE33-2090	90
	05-06	ZE33-2098	98
DRZ250, DR250R, DJEBEL250XC	95-07	ZE33-2100	100
DRZ400S/R/SM	00-17	ZE33-2098	98
TS125R/200R		ZE33-2100	100
SX/DR/DF125/200		ZE33-2100	100
RMX250S/R	96-98	ZE33-2100	100
250SB	02-06	ZE33-2090	90

Bike	Year	SX	
		Part #	(W)
YAMAHA			
YZ125/250	07-21	ZE33-3100	100
YZ125X	17-21	ZE33-3100	100
YZ250X	16-21	ZE33-3100	100
YZ250F	06-08	ZE33-3100	100
	14-20	ZE33-3103	103
YZ400F-450F	06-08	ZE33-3100	100
	14-21	ZE33-3103	103
YZ250FX	15-20	ZE33-3103	103
YZ450FX	16-20	ZE33-3103	103
WR250F	07-09	ZE33-3100	100
	15-19	ZE33-3103	103
WR400F-450F	07-09	ZE33-3100	100
	16-19	ZE33-3103	103
TENERE700	20	ZE33-3100	100
SUZUKI			
RM125	06-08	ZE33-3096	96
RM250	06-08	ZE33-3096	96
RMZ250	07-19	ZE33-3096	96
RMZ450	05-20	ZE33-3096	96
RMX450Z	10-19	ZE33-3096	96
KTM			
125-450			
SX/SX-F/XC/XC-F	00-21	ZE33-3091	90
125-530			
EXC/EXC-F/XC-W/XCF-W	00-21	ZE33-3091	90
HUSQVARNA			
TC/FC 125-450	14-21	ZE33-3091	90
TE/FE/TX/FX 125-501	14-21	ZE33-3091	90

#1 2012-2020 model can set only near side.
#2 2015-2019 model can set only near side.



CRF250R



ZETA
SX3 CLAMP KIT

- Adapts stock 22.2 mm (7/8") bar mounts to accept 28.6 mm (1 1/8") handlebars.
- Adds 20 mm (4/5") to bar height. Please take this into consideration when selecting bars.

Part #
[ZE32-1200](#)

CONTROL



LEVER



HANDLEBAR ACCESSORIES



HAND GUARD



BODY GUARD



BODY PARTS



FOOT PARTS



SUSPENSION



ACCESSORIES



CARBON





Black

Red

Blue

STEERING STEM NUT



KTM



Blue

Orange

STEERING STEM BOLT



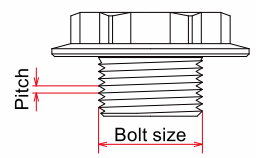
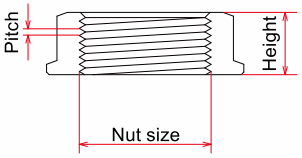
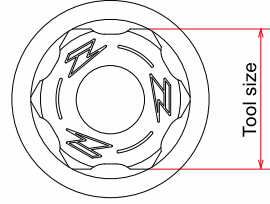
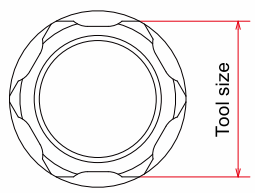
KX450F

ZETA STEERING STEM NUT & BOLT Application : P29

- CNC Machined steering stem nut and bolt.
- Made of 7000 grade aluminum, light weight design.
- Available in red, blue, black and orange anodized colors.
- Bolt type for KTM in and Husqvarna.

STEERING STEM NUT

STEERING STEM BOLT



Bolt / Nut size Pitch Tool size Height
M26 x P1.0 - 32 H10

*Verify stock bolt size before purchas



SEROW250



GRF250L



Ti-color

Red

Black

Blue

ZETA STEM CAP

- Aluminum stem shaft cap keeps dirt and mud out to prevent rust inside of the stem shaft.
- Made of 7000 grade aluminum and light weight design.
- Available in titanium, black, blue and red anodized colors with cool laser print Zeta logo.
- Leaf springs hold inside of stem shaft and won't come off even in hard riding.
- Fits shaft inner diameter from 13 mm to 17.5 mm, fits almost all of dirt, super moto and dual sport bikes.

Part #	Color
ZE58-4130	Ti-color
ZE58-4131	Black
ZE58-4132	Blue
ZE58-4133	Red



GRF450R



YZ450F

Racing Lever Perch

PIVOT
P E R C H
FORGED LEVER ARM **FP**



4 Finger
Blue



3 Finger
Red



YZ450F

PIVOT PERCH FP Optional/Replacement parts



	Picture	Part #	Description
Optional parts	1.	ZE43-9080	Hot Starter lever Red
	2.	ZE42-0190	Mounting kit
	3.	ZE42-3600	Lever Arm 3 Finger
	3.	ZE42-4600	Lever Arm 4 Finger
Replacement parts	4.	ZE43-9393	Adjuster Assy Red
	4.	ZE43-9394	Adjuster Assy Blue
	5.	ZE43-9389	Adapter Assy
	6.	ZE43-9396	Perch Assy
	7.	ZE43-9392	Dust cover
8.	ZE43-9399	Bolt set	
9.	ZE40-9099	inner tube 360	

PIVOT PERCH FP

- High quality CNC machined rotating clutch perch with PIVOT LEVER FP CLUTCH.
- Clutch perch is made of CNC machined 7000 grade aluminum. Lever arm is made of forged aluminum for durable construction, more competitive use for MX or ED.
- Provides 2 different lever ratios, light pulling and accurate clutch control, by changing position of Ratio Device (PAT.1416268).
- Best to use with PIVOT LEVER FP BRAKE.
- 3 finger and 4 finger lever arm models are available.
- Clutch wire adjuster available in red and blue colors.
- Optional hot starter lever is available.

Part #	Description	Color
ZE43-2310	3 Finger	Red
ZE43-2311	3 Finger	Blue
ZE43-2410	4 Finger	Red
ZE43-2411	4 Finger	Blue

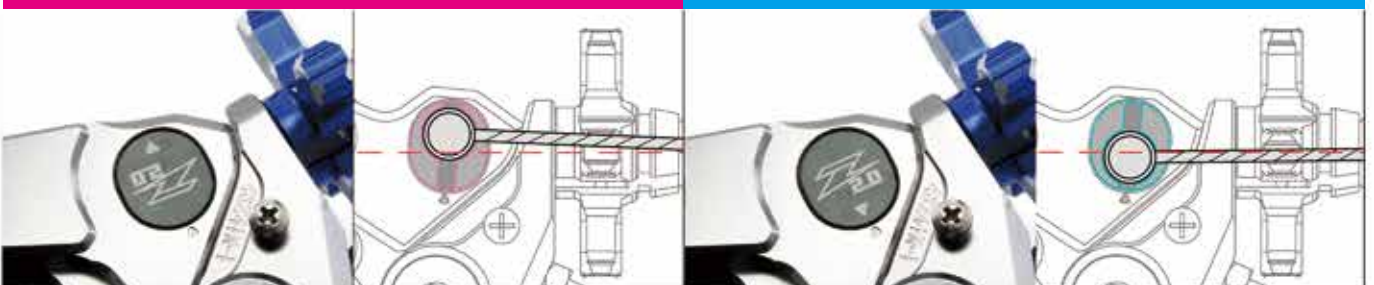
< Caution > Can not be used if lever interferes with switch box on your handlebar.

PIVOT PERCH CP & FP FUNCTION

PAT. 1416268

ACCURATE RATIO

LIGHT RATIO



Provides 2 different lever ratios, light pulling and accurate clutch control, by changing position of Ratio Device.

Premium Lever Perch



PIVOT
P E R C H
CNC MACHINED **CP**



4 Finger
Blue

3 Finger
Red



CP K-Type lever is designed to avoid interference with switch assembly.

ZETA PIVOT PERCH CP

- High quality CNC machined rotating clutch perch with Pivot Lever CP Clutch K-Type.
- Best clutch perch for dual sport models.
- Clutch perch is made of CNC machined 7000 grade aluminum. Lever is made of CNC machined aluminum for durable construction.
- Provides 2 different lever ratios, light pulling and accurate clutch control by changing position of Ratio Device (PAT.1416268).
- Best to use with PIVOT LEVER CP BRAKE.
- 3 finger and 4 finger lever arm models are available.
- Clutch wire adjuster available in blue and red colors.
- Optional hot starter lever is available.

Part #	Description	Color
ZE43-1310	3 Finger	Red
ZE43-1311	3 Finger	Blue
ZE43-1410	4 Finger	Red
ZE43-1411	4 Finger	Blue

PIVOT PERCH CP Optional/Replacement parts



	Picture	Part #	Description
Optional parts	1.	ZE43-9080	Hot Starter lever Red
	2.	ZE42-0190	Mounting kit
	3.	ZE42-3100	Lever Arm 3 Finger
	3.	ZE42-4100	Lever Arm 4 Finger
Replacement parts	4.	ZE43-9393	Adjuster Assy Red
	4.	ZE43-9394	Adjuster Assy Blue
	5.	ZE43-9289	Adapter Assy
	6.	ZE43-9396	Perch Assy
	7.	ZE43-9292	Dust cover
8.	ZE43-9399	Bolt set	
9.	ZE40-9099	inner tube 360	

CONTROL



LEVER



HANDLEBAR
ACCESSORIES



HAND
GUARD



BODY
GUARD



BODY
PARTS



FOOT
PARTS



SUSPENSION



ACCESSORIES



CARBON



Adjust bolt & Quick cable adjuster



Quick clamp system & Nylon Sleeve



Flex outward



- Quick and easy to adjust clutch play even during the ride.
- Provides the best lever position for any hand size.

- Hinge style clamp for easy and quick maintenance.
- Nylon sleeve placed between the clamp and handlebar allows the perch to rotate upon impact.

- Built-in return spring in the Pivot lever allows the lever to swing forward in the event of crash and prevents lever breakage.



ZE43-5001

Mirror hole
ZE43-5011



SEROW250

ZETA

ULTRA LIGHT CLUTCH PERCH

- Ultra light clutch perch that supports a wide range of functions from streets to racers and covers the functions of + α.
- Mirror hole type is also available for public road.
- Universal type.

Part #	Color	Finger
ZE43-5001		
ZE43-5011	Silver / Gold	3 Finger

(With Mirror hole)

RATIO DEVICE

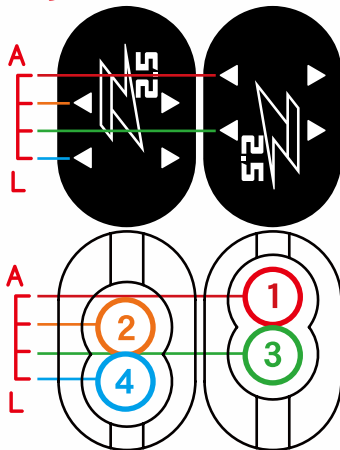


① Ratio device that can adjust the lever ratio in 4 steps (Applying for design). Adjustable the balance between how the clutch is engaged and the lightness of pulling to your preference.



② By swinging the head of the wire adjuster, the direction of the wire is adjusted appropriately and the ratio can be adjusted in 4 steps. To your preference.

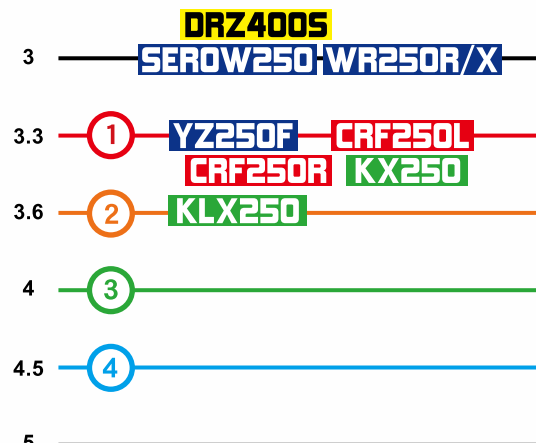
PATENT PENDING



A. ACCURATE

(RETIO)
2.5

Comparison table for stock bike



A. LIGHT

FUNCTION

PLASTIC SLEEVE



The plastic sleeve built into the handle clamp rotates when it falls to release the impact and reduce damage to the lever.

THICK DESIGN



Increase the strength of the pivot part, which is easily damaged by the lever, to prepare for the impact of a fall.

LEVER ARM



Forged aluminum has strength and durability with keeping a fine shape design to pursue ease of pulling.

WIRE ADJUSTER



A wire adjuster that can be adjusted by hand without using tools.

LEVER ADJUST BOLT



The reach of the lever arm can be adjusted according to the size of the hand.

MIRROR HOLE





Mirror hole type set for public road (ZE43-5011)



REPLACEMENT

Part #	Description
A. ZE43-9541	Clamp
B. ZE43-9511	Clamp With MirrorHole
C. ZE43-9561	Lever
D. ZE43-9571	Wire Adjuster Set
E. ZE43-9590	Dust Cover



Pivot design with return spring allows the lever to fold outward to prevent bending or breaking.



Adjustable reach system provides the perfect lever position for all riders.



Machined ZETA logo provides better lever grip.



ZETA PIVOT LEVER CP Application : P34-36

- CNC Machined aluminum folding levers.
- The pivot design allows the lever to fold outward to prevent bending or breaking in the event of a crash.
- Hard anodized finish, made of CNC machined aircraft grade aluminum.
- M-type rectilinear lever available for more competitive use.
- Exclusively designed for each bike, available 3 and 4 finger lever lengths.

PIVOT LEVER CP LEVER TYPE

K Type
For street bikes with switch boxes on the handlebar.

M Type
For racing bikes without switchboxes on the handlebar.

PIVOT LEVER CP Replacement Lever arm


Type	Part #		Color
	Brake	Clutch	
3Finger K	ZE41-3100	ZE42-3100	Ti-color
	ZE41-31001	ZE42-31001	Black
	ZE41-31002	ZE42-31002	Blue
4Finger K	ZE41-31003	ZE42-31003	Red
	ZE41-4100	ZE42-4100	Ti-color
	ZE41-41001	ZE42-41001	Black
3Finger M	ZE41-3200	ZE42-3200	Ti-color
4Finger M	ZE41-4200	ZE42-4200	Ti-color

Replacement Mounting set

Part #	Description
ZE41-0190	Brake
ZE42-0190	Clutch

Replacement Brake Sensor A

Part #	Description
ZE41-0192	Brake



Pivot design with return spring allows the lever to fold outward to prevent bending or breaking.



Adjustable reach system provides the perfect lever position for all riders.



Smooth surface forged lever arm with laser printed logo.



ZETA PIVOT LEVER FP Application : P34-36

- Original pivot lever design, in a durable forged lever body.
- Lever arm holder and lever body M type designed for racing use.
- Laser printed ZETA logo on the front of the lever.
- Titanium anodized finish.

PIVOT LEVER FP Replacement Lever arm

Type	Part #		Color
	Brake	Clutch	
3Finger M	ZE41-3600	ZE42-3600	Ti-color
	ZE41-36001	ZE42-36001	Black
	ZE41-36002	ZE42-36002	Blue
	ZE41-36003	ZE42-36003	Red
	ZE41-36007	ZE42-36007	Orange
4Finger M	-	ZE42-4600	Ti-color

Replacement Mounting set

Part #	Description
ZE41-0190	Brake
ZE42-0190	Clutch

BASE GRIPS

SLIM

Motocross Kids Ladies
Wide fit for riders with small hands.



OPEN END Type



CLOSED END Type

**PURSuing A THIN
AND UNIFORM FEEL GRIP**

ZETA BASE GRIPS SLIM

- Simple, slim and full diamond pattern medium compound grip.
 - Trial, kids and ladies, wide fit for riders with small hands.
 - 57 mm small diameter flange reduces interference when handling switch or disengage clutch.
 - Eliminating the logos and the wiring loop, provides direct feel operation.
 - Available open and closed end designs.
 - Length : 116 mm, Flange: 57 mm , Grip Diameter :29 mm (When the clutch is installed).
- *Touring rally type replacement tube can be attached to the base grip (slim).

Part #	Description	Color
ZE47-6011	Open end	Black
ZE47-6021	Closed end	Black



RALLY

Fits every field of touring and sports riding.

**SOFT COMPOUND TUBE
FOCUSED ON OPERABILITY**

OPEN END Type

SAFETY
WIRE GROOVE

ZETA BASE GRIPS RALLY

- Base grip comes with soft compound tubes, great to use for long distance ride and rally touring.
 - Larger diameter with soft tube grip is great for stability and easing vibration.
 - Unique pattern on the tube provides better grip even when covered in mud and water.
 - Outer tube can be installed with wire or glue on base grip.
 - 2 pieces outer tubes for easy installation. One tube comes with 2 safety wiring grooves for secure fitment.
 - Available open-end design, replacement tubes are available.
 - Length : 116 mm, Flange: 57 mm , Grip Diameter :33 mm (When the clutch is installed).
- * Touring rally type replacement tube can be attached to the base grip (slim)
* It can be used as SLIM GRIP when the soft compound tube is removed.

Part #	Description	Color
ZE47-6126	Open end	Black/Gray



TOURING

Soft grip feeling and works for long running time.

**SOFT SPONGE FOAM
TO REDUCE VIBRATION**

OPEN END Type

ZETA BASE GRIPS TOURING

- Base grip comes with soft sponge foam, great to use for touring ride.
 - Soft sponge foam widely reduces vibrations.
 - 2.5 mm thick foam provides soft and confirm feels, and better operability.
 - Sponge foam can be easily replaced, replacement sponge foam is available.
 - Available in open-end design.
 - Length : 116 mm, Flange: 57 mm , Grip Diameter :33 mm (When the clutch is installed).
- * Touring rally type replacement tube can be attached to the base grip (slim).
* It can be used as SLIM GRIP when removed soft sponge foam.

Part #	Description	Color
ZE47-6221	Open end	Black



SOFT SPONGE FOAM



SOFT COMPOUND TUBE

Part #	Description	Color
ZE47-6192	SOFT COMPOUND TUBE 4 pcs	Gray
ZE47-6291	SOFT SPONGE FOAM 2 pcs	Black



CONTROL



LEVER



HANDLEBAR ACCESSORIES



HAND GUARD



BODY GUARD



BODY PARTS



FOOT PARTS



SUSPENSION



ACCESSORIES



CARBON



RACE GRIPS



CLOSED END

OPEN END



Black / Gray

Red / Gray

Orange / Gray

Blue / Gray



Anti slip Diamond pattern

3 safety wire grooves

Bar end cutting line
Easy to cut grip bar end for installing aluminum hand guards.

Twist half waffle pattern
Lower twist half waffle pattern for better finger grip.

FUNCTION

ZETA RACE GRIPS

- Dual compound motocross and enduro racing grip available from ZETA.
- Grip body in gray is made of soft compound to reduce shock, while durable inner layer and grip end improve bar adhesion and give longer grip life.
- The upper half anti-slip diamond pattern provides greater grip, while the waffle pattern on the lower half provides excellent finger grip.
- Incorporates 3 safety wire grooves to allow accurate and secure grip placement.
- Open end design for easy installation of ZETA Armor hand guards.
- Available in 4 different colors.
- Length 119 mm

	Part #	Color
Closed end	Open end	
ZE47-5000	ZE47-5100	Black/Gray
ZE47-5002	ZE47-5102	Red/Gray
ZE47-5003	ZE47-5103	Orange/Gray
ZE47-5006	ZE47-5106	Blue/Gray

CONTROL



LEVER



HANDLEBAR ACCESSORIES



HAND GUARD



BODY GUARD



BODY PARTS



FOOT PARTS



SUSPENSION



ACCESSORIES



CARBON



ZETA BASE GRIPS Slim

TEAM 887
DAIKI BABA



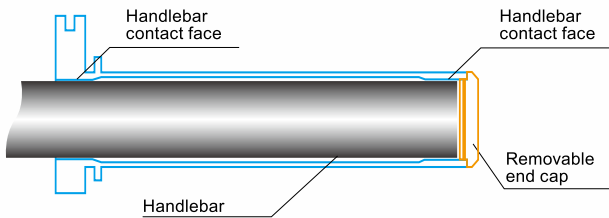


Closed End
Non-removable end cap.
Replacement end cap is not available.

ZETA ALUMINUM THROTTLE TUBE

- Made of A6061 aluminum with hard anodized finish.
- Removable end cap design allows the use with bar end plugs or aluminum hand guards.
- Quick turn throttle tubes available for dual sport models for better acceleration.
- Special tapered inside tube design keeps the distance between the throttle tube and handlebar, greatly reducing frictional resistance which allows for smoother acceleration.

Aluminum throttle tube cutaway view



Replacement End Cap
Part # [ZE45-5200](#)

Bike	Year	Standard	Hi Speed	Closed
HONDA				
CRF150R	07-20	ZE45-5015	-	-
CRF250R	04-18	ZE45-5007	-	ZE45-5207
CRF250X	04-17	ZE45-5007	-	ZE45-5207
CRF450R	04-16	ZE45-5007	-	ZE45-5207
CRF450X	05-17	ZE45-5007	-	ZE45-5207
CROSS CUB 110	18-21	ZE45-5024	-	-
CRF250L/M	12-20	ZE45-5024	-	-
CRF250RALLY	17-20	ZE45-5024	-	-
CRF1000L	16-17	ZE45-5024	-	-
YAMAHA				
YZ250F	98-11	ZE45-5001	ZE45-5101	ZE45-5201
	12-21	ZE45-5014	-	ZE45-5214
YZ400F-450F	98-13	ZE45-5001	ZE45-5101	ZE45-5201
	14-15	ZE45-5014	-	ZE45-5214
YZ450F	16-17	ZE45-5001	-	ZE45-5201
	18-21	ZE45-5014	-	ZE45-5214
YZ250FX	15-20	ZE45-5014	-	ZE45-5214
	16-21	ZE45-5014	-	ZE45-5214
WR250F	01-14	ZE45-5001	ZE45-5101	ZE45-5201
	15-20	ZE45-5014	-	ZE45-5214
WR400F-450F	98-15	ZE45-5001	ZE45-5101	ZE45-5201
	16-21	ZE45-5014	-	ZE45-5214
SEROW225/250, TRICKER	00-20	ZE45-5001	ZE45-5101	ZE45-5201
XT250X	06-17	ZE45-5001	ZE45-5101	ZE45-5201
WR155R	20	ZE45-5001	ZE45-5101	ZE45-5201
WR250R/X	07-20	ZE45-5001	ZE45-5101	ZE45-5201
KAWASAKI				
KX250F	04-18	ZE45-5001	ZE45-5101	ZE45-5201
KX250	19-21	ZE45-5001	ZE45-5101	ZE45-5201
KX450F	06-18	ZE45-5001	ZE45-5101	ZE45-5201
KX450	19-21	ZE45-5001	ZE45-5101	ZE45-5201
KLX450R	08-09	ZE45-5001	ZE45-5101	ZE45-5201
KX250X	21	ZE45-5001	ZE45-5101	ZE45-5201
KX450X	21	ZE45-5001	ZE45-5101	ZE45-5201
KLX125, D-TRACKER125	10-16	ZE45-5001	ZE45-5101	ZE45-5201
KLX150BF	16	ZE45-5001	ZE45-5101	ZE45-5201
KLX150S	09-13	ZE45-5001	ZE45-5101	ZE45-5201
KLX250, D-TRACKER/X	04-20	ZE45-5001	ZE45-5101	ZE45-5201
SUZUKI				
RMZ250	04-06	ZE45-5001	ZE45-5101	ZE45-5201
	07-20	ZE45-5014	-	ZE45-5214
RMZ450	05-06	ZE45-5001	ZE45-5101	ZE45-5201
	07	ZE45-5014	-	ZE45-5214
08-20	ZE45-5001	ZE45-5101	ZE45-5201	
RMX450Z	10-19	ZE45-5001	ZE45-5101	ZE45-5201
DRZ400R/S/SM	00-19	-	ZE45-5111	-
DR250S/R	92-04	-	ZE45-5111	-
250SB	04-06	ZE45-5001	ZE45-5101	ZE45-5201
KTM				
85SX	18-21	-	-	ZE45-5225
125SX/XC-W	17-21	-	-	ZE45-5225
150SX/XC-W	17-21	-	-	ZE45-5225
250SX/EXC/XC/XC-W	17-21	-	-	ZE45-5225
300EXC/XC/XC-W	17-21	-	-	ZE45-5225
250SX-F/XC-F	06-15	ZE45-5021	-	-
	17-21	-	-	ZE45-5225
250EXC-F/XCF-W	06-16	ZE45-5021	-	-
	17-21	-	-	ZE45-5225
350SX-F/XC-F	11-15	ZE45-5021	-	-
	17-21	-	-	ZE45-5225
350EXC-F/XCF-W	12-16	ZE45-5021	-	-
	17-21	-	-	ZE45-5225
450SX-F/XC-F	06-15	ZE45-5021	-	-
	17-21	-	-	ZE45-5225
450EXC/XC-W	06-16	ZE45-5021	-	-
	17-21	-	-	ZE45-5225
400-530SX-R/EXC	04-16	ZE45-5021	-	-
	17-21	-	-	ZE45-5225
FREERIDE250F	18	-	-	ZE45-5225
FREERIDE350	13-17	ZE45-5021	-	-
HUSQVARNA				
TC85	18-21	-	-	ZE45-5225
TC/TE/TX125-300	17-21	-	-	ZE45-5225
FC250-450	14-15	ZE45-5021	-	-
FE250-501	17-21	-	-	ZE45-5225
	14-16	ZE45-5021	-	-
FX350-450	17-21	-	-	ZE45-5225

Bike	Year	Closed End	Open End
HONDA			
CR80R/85R	90-07	-	ZE45-8106
CRF150R	07-21	ZE45-8015	ZE45-8115
CRF250R	04-17	ZE45-8007	ZE45-8107
	18-21	ZE45-8016	ZE45-8116
CRF450R	02-16	ZE45-8007	ZE45-8107
	17-21	ZE45-8016	ZE45-8116
CRF250X	04-17	ZE45-8007	ZE45-8107
CRF450X	05-17	ZE45-8007	ZE45-8107
	19-21	ZE45-8016	ZE45-8116
CRF250RX	19-21	ZE45-8016	ZE45-8116
CRF450RX	17-20	ZE45-8016	ZE45-8116
CRM250	91-96	ZE45-8010	ZE45-8110
	97-99	-	ZE45-8102
CROSS CUB 110	18-21	-	ZE45-8124
CRF150L	18	-	ZE45-8102
CRF250L/M	12-20	ZE45-8024	ZE45-8124
CRF250RALLY	17-20	ZE45-8024	ZE45-8124
CRF450L	19-20	ZE45-8016	ZE45-8116
CRF450RL	21	ZE45-8016	ZE45-8116
CRF1000L #	16-17	-	ZE45-8124
XR250/BAJA/MOTARD	95-07	ZE45-8013	-
XR230/MOTARD	05-12	-	ZE45-8102
XR400MOTARD	05-07	-	ZE45-8102
XR250R, XLR250	-94	-	ZE45-8102
XR650R	00-07	-	ZE45-8102
YAMAHA			
YZ125/250	96	ZE45-8008	ZE45-8103
	97-21	ZE45-8009	-
YZ250F	01-11	ZE45-8001	ZE45-8101
	12-21	ZE45-8014	ZE45-8114
YZ400F-450F	98-13	ZE45-8001	ZE45-8101
	14-15	ZE45-8014	ZE45-8114
YZ450F	16-17	ZE45-8001	ZE45-8101
	18-21	ZE45-8014	ZE45-8114
YZ125X	17-21	ZE45-8009	-
YZ250X	16-21	ZE45-8009	-
YZ250FX	15-20	ZE45-8014	ZE45-8114
YZ450FX	16-21	ZE45-8014	ZE45-8114
WR250F	01-14	ZE45-8001	ZE45-8101
	15-20	ZE45-8014	ZE45-8114
WR400F-450F	98-15	ZE45-8001	ZE45-8101
	16-21	ZE45-8014	ZE45-8114
SEROW225/250, TRICKER	00-20	ZE45-8001	ZE45-8101
WR155R	20	ZE45-8001	ZE45-8101
WR250R/X	07-20	ZE45-8001	ZE45-8101
XT250X	06-17	ZE45-8001	ZE45-8101
KAWASAKI			
KX125/250	92-02	-	ZE45-8103
	03-08	ZE45-8008	ZE45-8108
	04-12	ZE45-8001	ZE45-8101
KX250F	13	ZE45-8023	ZE45-8123
	14-18	ZE45-8001	ZE45-8101
KX250	19-21	ZE45-8001	ZE45-8101
	06-12	ZE45-8001	ZE45-8101
KX450F	13	ZE45-8023	ZE45-8123
	14-18	ZE45-8001	ZE45-8101
KX450	19-21	ZE45-8001	ZE45-8101
KLX450R	08-14	ZE45-8001	ZE45-8101
KX250X	21	ZE45-8001	ZE45-8101
KX450X	21	ZE45-8001	ZE45-8101
KLX125, D-TRACKER125	10-16	ZE45-8023	ZE45-8123
KLX150BF	16	ZE45-8023	ZE45-8123
KLX150S	09-13	ZE45-8023	ZE45-8123
KLX250, D-TRACKER	93-03	-	ZE45-8102
	04-20	ZE45-8023	ZE45-8123
SUZUKI			
RM80/85	95-19	-	ZE45-8103
RM125/250	95-08	-	ZE45-8103
RMZ250	04-06	ZE45-8001	ZE45-8101
	07-20	ZE45-8014	ZE45-8114
	05-06	ZE45-8001	ZE45-8101
RMZ450	07	ZE45-8014	ZE45-8114
	08-20	ZE45-8001	ZE45-8101
RMX450Z	10-19	ZE45-8001	ZE45-8101
250SB	02-03	-	ZE45-8102
	04-06	ZE45-8023	ZE45-8123
BETA			
RR2T 125-300	13-19	ZE45-8020	ZE45-8120
X-TRAINER	15-18	ZE45-8020	ZE45-8120

Cannot be used with the stock option grip heater.



Open End Closed End

ZE45 THROTTLE TUBE

- Replaces stock throttle tube.
- Teflon coated nylon fabric provides smooth acceleration.
- Open end type available for use with aluminum hand guards and bar ends.

Bike	Year	Closed End	Open End
KTM			
50SX	12-20	ZE45-8022	-
65SX	09-20	ZE45-8022	-
85SX	04-17	ZE45-8020	ZE45-8120
	18-21	ZE45-8025	-
125-300SX/EXC/XC/XC-W	04-16	ZE45-8020	ZE45-8120
	17-21	ZE45-8025	-
250SX-F/XC-F	06-15	ZE45-8021	ZE45-8121
	16-21	ZE45-8025	-
250EXC-F/XCF-W	06-16	ZE45-8021	ZE45-8121
	17-21	ZE45-8025	-
350SX-F/XC-F	11-15	ZE45-8021	ZE45-8121
	16-21	ZE45-8025	-
350EXC-F/XCF-W	12-16	ZE45-8021	ZE45-8121
	17-21	ZE45-8025	-
450SX-F/XC-F	06-15	ZE45-8021	ZE45-8121
	16-21	ZE45-8025	-
450EXC/XC-W	06-16	ZE45-8021	ZE45-8121
	17-21	ZE45-8025	-
500EXC-F	17-21	ZE45-8025	-
400-530SX-R/EXC/XC-W	04-16	ZE45-8021	ZE45-8121
FREERIDE250F	18	ZE45-8025	-
FREERIDE250R	14-17	ZE45-8020	ZE45-8120
FREERIDE350	13-17	ZE45-8021	ZE45-8121
HUSQVARNA			
TC85	14-17	ZE45-8020	ZE45-8120
	18-21	ZE45-8025	-
TC125/250	14-16	ZE45-8020	ZE45-8120
	17-21	ZE45-8025	-
TE125-300	14-16	ZE45-8020	ZE45-8120
	17-21	ZE45-8025	-
FC250-450	14-15	ZE45-8021	ZE45-8121
	16-21	ZE45-8025	-
TX/FX125-450	17-21	ZE45-8025	-
FE250-501	14-16	ZE45-8021	ZE45-8121
	17-21	ZE45-8025	-
TRIAL			
domino	-	ZE45-8031	-



CONTROL



LEVER



HANDLEBAR ACCESSORIES



HAND GUARD



BODY GUARD



BODY PARTS



FOOT PARTS



SUSPENSION



ACCESSORIES



CARBON





ZETA

ROTATING BAR CLAMP UN

- Universal rotating bar clamp. Bolts on to your existing perch.
- Includes nylon sleeve to insert between the clamp and your bar allowing the perch to rotate upon impact.
- Made of 7000 grade aluminum.

Part #	Color
ZE40-9111	Ti-Color
ZE40-9112	Red
ZE40-9113	Blue
ZE40-9114	Orange



ZETA

ROTATING BAR CLAMP MH

- Universal rotating bar clamp with mirror hole (10 mm). Bolts on to your existing perch.
- Includes nylon sleeve to insert between the clamp and your bar allowing the perch to rotate upon impact.
- Made of 7000 grade aluminum.

Part #	Color
ZE40-9411	Ti-Color
ZE40-9412	Red
ZE40-9413	Blue



ZETA

ROTATING BAR CLAMP HS

- Universal hot starter lever with rotating bar clamp.
- Bolts on to your existing brake master cylinder or clutch perch.
- Re-locates the stock hot start lever over to the right or left side perch for easy access.
- Includes nylon sleeve to insert between the clamp and your bar allowing the lever perch to rotate upon impact.

Part #	Color
ZE40-9211	Ti-Color
ZE40-9212	Red
ZE40-9213	Blue



Replacement Nylon sleeve 180°
Part # [ZE40-9098](#)



ZETA

KILL SWITCH

- Engine kill switch with bar clamp, bolt on to clutch Perch.
- Saves space on your handlebar.
- Bar clamp body is made of aluminum with titanium-color anodized finish.
- Comes with plug type terminals for installation.
- Made of 7000 grade aluminum CNC machined.

Part #	Description
ZE51-1201	YZ / YZF ('08), KX / KXF , RMZ



AMA RockRiver YAMAHA
CHAD SAULTZ

CONTROL



LEVER



HANDLEBAR ACCESSORIES



HAND GUARD



BODY GUARD



BODY PARTS



FOOT PARTS



SUSPENSION



ACCESSORIES



CARBON





ZETA
BAR END SLIDER

- Bar end slider made of durable POM material.
- Protects your throttle tube and grips from damages in a crash.
- Can be used on handlebar inner diameter sizes from 13.5 mm to 19 mm

Part #	Color
ZE48-0010	Black

CONTROL



LEVER



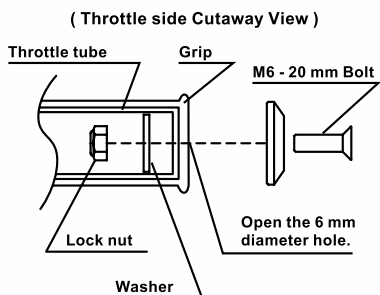
HANDLEBAR ACCESSORIES



ZETA
BAR END PLUGS SWIVEL

- Fits throttle tube and allows smoother throttle movement than standard bar end plug. (Installation on the clutch side is the same as the standard bar end plug.)
- Made of 6061-T6 aluminum. Diameter : 29 mm
- Comes in pairs.

Part #	Color
ZE48-8101	Silver
ZE48-8103	Ti-color
ZE48-8104	Gold
ZE48-8105	Black
ZE48-8106	Red
ZE48-8107	Blue



ZETA
BAR END PLUGS 29mm / 35mm

- Prevents grip damage in the event of a fall.
- Light weight aluminum hardware.
- Available in 7 different colors for each size. (35 mm and 29 mm)
- Comes in pairs.

Part #		Color
29mm	35mm	
ZE48-7001	ZE48-7101	Silver
ZE48-7003	ZE48-7103	Ti-color
ZE48-7004	ZE48-7104	Gold
ZE48-7005	ZE48-7105	Black
ZE48-7006	ZE48-7106	Red
ZE48-7007	ZE48-7107	Blue
ZE48-7009	ZE48-7109	Orange

HAND GUARD



BODY GUARD



BODY PARTS



FOOT PARTS



SUSPENSION



ACCESSORIES



CARBON



ZETA
PLASTIC BAREND PLUG 2pc

Part #	Color
ZE01-0001	Black



29 mm

35 mm

Team FwO with YAMALUBE
FUMITAKA NOZAKI
SEROW250





Specialized in racing youth !!
Light and flexible hand guard



ZETA
ANTLER HAND GUARD

- Made from high quality, durable and lightweight polyamide material.
- Multi-position mount allows guard to mount without interfering with natural handlebar flex, helping to reduce arm fatigue.
- Designed to be used with our entire line of Armor Hand Guards.
- All kinds of armor guard series protector can be installed.
- Can be use 22.2 mm and 28.6 mm handlebar.
- **Inner diameter of 13.5 mm to 16 mm**

Part # **ZE73-1001**
 * When installing on trail models, ensure there is adequate space between the switches.
 * This 100% polyamide guard contains no metals.
 * Cannot be mounted using the X3 mount stay

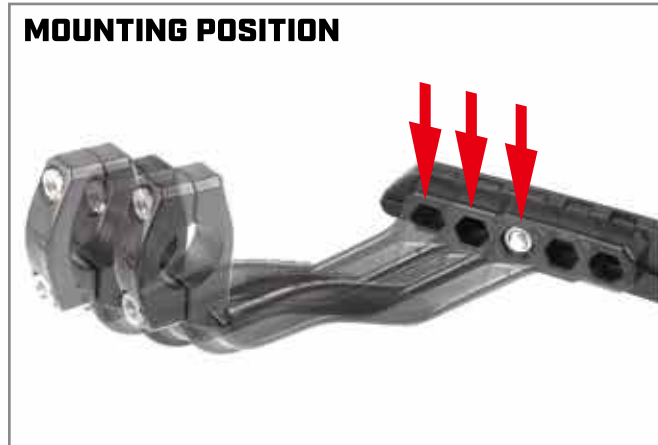


KTM250SX-F



KEEP HANDLEBAR FLEX

Made of TPU with excellent impact resistance. Balance between rigidity and flexibility. Delivers stable performance even at low temperatures. By curving the shape of the grip end part, it does not interfere with the "door knob grip" when tilting or holding down.



MOUNTING POSITION

"Made of TPU mount stay has a shape that avoids brake hoses and wires. The tip position can be selected from three mounting positions. Both standard diameter bar (22.2 mm) and large diameter bar (28.6 mm) are supported. W adaptive diameter: 22.2mm-23.5mm"



ALUMINUM BAR END PLUG

The high-strength aluminum bar end and 3mm-thick spacer protects the guard body from falls and other shocks are lightweight and strong. Compatible with aluminum handlebars with an inner diameter of 13.5 mm to 16 mm.



PROTECTOR

An optional armor hand guard protector can be attached. (Scudo protector cannot be installed)

REPLACEMENT

	Description	Part #
A	Guard bolt set	ZE73-1911
B	Mount kit	ZE73-1931
C	Bar end kit	ZE73-1929




A.



B.



C.



Unique connection part of the guard and the bar end adapter prevents problems such as the guard rotating when receiving a shock.



Durable plastic bumper as standard equipment.



ZETA PRO ARMOR HAND GUARD

- Upgraded armor hand guards for pro rider use.
- Comes with durable plastic bumpers to protect the armor hand guard body.
- Comes with durable longer bar end adapters which holds the handlebars tighter.
- Matching design between hand guard body and bar end adapter prevents rotation of hand guards in the event of a fall.
- Can be used with Zeta hand guard mount kits: side, front and BC type, for durable fitting.
- Available in Titanium, black and orange anodized colors.
- Replacement hand guard bumpers and bar end adapters are available.

Part #	Color	Contents
ZE71-8001	Black	- Pro armor hand guard body.
ZE71-8003	Ti-Color	- Bar end adapter for pro armor hand guard.
ZE71-8006	Orange	- Guard bumper.



Replacement Probar end adapter

Part #	Handlebar Inner diameter
ZE71-8921	13.5 mm - 16 mm



Replacement bumper

Part #
ZE71-8911



[ZE72-5019](#) Black/Black 28.6 mm

ZETA ARMOR HAND GUARD XC Kit

- Aluminum Armor hand guard comes with XC protector.
- Includes all mounting kit for installation, ready to ride hand guard kit.
- Black anodized durable aluminum body with curving shave at end for better control.
- Available white and black XC hand guard protector colors.
- Bar clamp size available for 22.2mm and 28.6mm handlebars.
- * The bar end adapter is compatible with handle bar inner diameters from 13.5 mm to 19 mm.

Part #	Color	Handlebar Size	Contents
ZE72-5000	Black/White	φ22.2 mm	- Armor hand guard(Black).
ZE72-5009	Black/Black	φ22.2 mm	- Mounting Kit Middle.
ZE72-5010	Black/White	φ28.6 mm	- Bar end kit 1 set each.
ZE72-5019	Black/Black	φ28.6 mm	- XC protector kit.



[ZE72-5050](#) Black/White 28.6 mm

ZETA ARMOR HAND GUARD XC-PRO Kit

- Aluminum Armor hand guard comes with large size XC Pro protector.
- Includes all mounting kit for installation, ready to ride hand guard kit.
- Black anodized durable aluminum body with curving shave at end for better control.
- Available white and black XC Pro hand guard protector colors.
- U style bar clamp does not interfere with clutch cable or hydraulic brake/clutch hoses.
- U clamp size for 28.6mm tapered handlebars.
- * The bar end adapter is compatible with handlebar inner diameters from 13.5 mm to 19 mm.

Part #	Color	Handlebar Size	Contents
ZE72-5050	Black/White	φ28.6 mm	- Armor hand guard(Black).
ZE72-5056	Black/Black	φ28.6 mm	- U-clamp kit(28.6mm).
			- Bar end kit 1 set each.
			- XC-Pro protector kit.

OPTION FLASHERS

Part #	Color
ZE72-3991	Orange
ZE72-3991	Smoke

Includes Mounting Kit



Black

Ti-Color



ZETA

ARMOR HAND GUARD [BEND 28.6mm U-CLAMP]

- Armor hand guard comes with U clamp bar mount.
- The best hand guard to use for KTM and HUSQVARNA or other models which uses hydraulic clutch master cylinder.
- U shape handlebar clamp provides more space for hydraulic oil line or cables.
- Made of durable aluminum, Drop down design provides better control.
- Available for 28.6 mm handlebars.
- Can be used with ZETA hand guard protectors.

Part #	Color
for 1-1/8" (28.6 mm) bars	
ZE72-0151	Black
ZE72-0153	Ti-Color

Includes Mounting Kit



Black

Ti-Color

Red

Blue



ZETA

ARMOR HAND GUARD BEND

- Durable aluminum hand guards.
- Made of 7000 grade aluminum for extreme strength.
- Drop down design provides better control.
- Holes are pre-drilled for mounting of ZETA protector shields.
- All mounting hardware included, replacement hardware available.
- Hand guards available for 7/8" (22.2 mm) bars and 1-1/8" (28.6 mm) bars.
- Available in 4 colors : Black, Titanium-color, Red, Blue.

Part #		Color
for 7/8" (22.2 mm) bars	for 1-1/8" (28.6 mm) bars	
ZE72-0001	ZE72-0101	Black
ZE72-0003	ZE72-0103	Ti-color
ZE72-0004	ZE72-0104	Red
ZE72-0005	ZE72-0105	Blue

Includes Mounting Kit



Black

Ti-Color



ZETA

ARMOR HAND GUARD STRAIGHT

- Standard straight end design aluminum hand guards.
- Made of 7000 grade aluminum for extreme durability.
- Holes are pre-drilled for mounting of ZETA protector shields.
- All mounting hardware included, replacement hardware available.
- Hand guards available for 7/8" (22.2 mm) bars and 1-1/8" (28.6 mm) bars.
- Available in 2 colors : Titanium-color and Black

Part #		Color
for 7/8" (22.2 mm) bars	for 1-1/8" (28.6 mm) bars	
ZE72-0011	ZE72-0111	Black
ZE72-0013	ZE72-0113	Ti-color

ZETA

Replacement Bar Adapter

Comes with repair bar end kit.



Part #	Bar inner diameter
ZE71-7911	13.5mm - 19.0mm

ZETA**ARMOR HAND GUARD MOUNT**

- Top triple clamp rigid mount kit for Armor hand guards provides more durable fitting.
- Prevents rotation of hand guards, protects your control levers and throttle in the event of a fall.
- Can be used on motorcycles with the top clamp fork bolts attached from the side or front.
- Made of CNC machined 7000 grade aluminum, hard anodized titanium color with laser printed logo.
- Comes with special installation bolts.

- * Can not be mounted on a models with tightening type from the side of the fork or an angle or back.
- * One bolt tightening type model can not be used.
- * Depending on the shape of the handle, hand guard may require bending.
- * Public road motorcycles interfere with safety component parts such as hose guides, stays and others.

**ZETA SIDE TYPE**

Can be used on motorcycles with the top clamp fork bolts attached from the side.

Part #	Bolt center pitch	Color
ZE71-1822	16 - 30mm	Ti-Color

**ZETA FRONT TYPE**

Can be used on motorcycles with the top clamp fork bolts attached from the front.

Part #	Bolt center pitch	Color
ZE71-1821	16 - 30mm	Ti-Color

**ZETA SIDE TYPE FOR CRF450L 19-**

Armor hand guard side mounting kit for CRF450L. Can be used on motorcycles with the top clamp fork bolts attached from the side.

Part #	Bolt center pitch	Color
ZE71-1823	16 - 30mm	Ti-Color

**KTM / HUSQVARNA****ZETA HANDGUARD MOUNT BC**

- Armor hand guard mount kit developed for KTM and HUSQVARNA.
- Bar clamp mount style does not interfere with brake and clutch hoses.
- Provides more durable fitting of ZETA armor hand guards.
- Prevents rotation of hand guards, protects your control levers and throttle in the event of fall.
- Made of CNC machined 7000 grade aluminum, hard anodized black color with laser printed logo.
- Comes with special installation bolts.

Part #	Color
ZE71-1830	Black



for 1-1/8" bars



for 7/8" bars

ZETA U-CLAMP KIT

- U shape armor hand guard bar mount kit.
- Unique U shape design clamp does not touch clutch cable and oil line or brake line.
- Made of durable aluminum, available in 2 different size clamps, 28.6 mm and 22.2 mm.
- Comes in pairs.

Part #		Color
for 1-1/8" (28.6 mm) bars	for 7/8" (22.2 mm) bars	Ti-color
ZE71-1618	ZE71-1718	

**ZETA Replacement Clamp Long**

40 mm extended type

Part #		Color
for 1-1/8" (28.6 mm) bars	for 7/8" (22.2 mm) bars	Ti-color
ZE71-1613	ZE71-1713	

**ZETA Replacement Clamp Middle**

Part #		Color
for 1-1/8" (28.6 mm) bars	for 7/8" (22.2 mm) bars	Ti-color
ZE71-1612	ZE71-1712	



CONTROL



LEVER



HANDLEBAR ACCESSORIES



HAND GUARD



BODY GUARD



BODY PARTS



FOOT PARTS



SUSPENSION



ACCESSORIES



CARBON





A long type U clamp is designed to largely avoid brake hoses, banjos and wires. When mounting on a handlebar with braces, check for a U clamp mounting space.



Two types of bar end spacers are included to prevent lever interference and to fine-adjust the installation.

The spacers provide more space between guard and throttle and switch boxes. You do not need to relocate them on your handlebar, keep them at the stock position.



All protectors for armor guards can be attached.



Black

Ti-Color

CROSS CUB110



A long type U clamp is used to largely avoid brake hoses, banjos, and wires.

Includes Mounting Kit

ZETA

ADVENTURE ARMOR HAND GUARD

- High grade aluminum made handguard that fit large bending angle and short handlebar, especially adventure tourer bike and dual sport bike.
- The overall short length of the body reduces interference with the cowl / screen or meter, and a selected flat head bolt on the connecting portion with the U-clamp further reduces interference with the screen.
- Spacers are included to avoid interference with the end of the lever and to adjust the position of the guard body.
- All protectors for armor guards can be attached.
- Inner diameter 13.5 to 19mm for $\phi 22.2$ mm Handlebar.

Part #	Color	Handlebar Size	Contents
ZE72-6001	Black	$\phi 22.2$ mm	- Adventure armor hand guards.
ZE72-6003	Ti-color		- Dedicated bar end adapter / U-clamp kit.

REPLACEMENT PARTS



Part #	Description
ZE72-6097	A. U Clamps
ZE72-6099	B. Bar ends

Bike installation image

Installed on the stock handlebar

CROSS CUB110

JAPAN Model



CRF250RALLY



NC700X



XT250



V-STROM250



VERSYS-X300



VERSYS-X300



CONTROL



LEVER



HANDLEBAR ACCESSORIES



HAND GUARD



BODY GUARD



BODY PARTS



FOOT PARTS



SUSPENSION



ACCESSORIES



CARBON





Includes Mounting Kit



The guard shape does not interfere with the parking lever installed on the DCT type.



Allows the stock inner weight to be used as is.



A long type U clamp is used to largely avoid brake hoses, banjos, and wires.



Can be mounted all Zeta armor hand guard protectors.

ZETA
ADVENTURE ARMOR HAND GUARD
for Africa Twin

- Designed to use with HONDA CRF1000L Africa Twin.
- No need modification, bolt on design with original handlebar.
- Comes with special designed bar end, can be used with OE bar weights.
- Can be used with all ZETA Armor hand guard protector shields.
- Does not contact with screen or body cowling when you turn the handlebar.
- Black anodized body with ZETA laser print logo.

Part #	Color	Handlebar size	Contents
ZE72-6011	Black	φ28.6 mm	- Adventure armor hand guards. - Dedicated bar end adapter / U-clamp kit.

Bike	Year
CRF1000L Africa Twin DCT	16-19
CRF1000L Africa Twin Adventure Sports/DCT	16-19
CRF1100L Africa Twin DCT *	20
CRF1100L Africa Twin Adventure Sports ES/DCT *	20

* The wiring of the brake switch comes into contact with the mount clamp, but there is no problem in use.

OPTION PARTS

ZETA
ADVENTURE ARMOR HAND GUARD
OPTION SLIDER

- Optional protection slider kit for ZETA Adventure Armor hand guards.
- Black durable POM body protects your hand guard in the event of crash or falling.
- Specified design to use with ADV Armor hand guard, easy to install with hardware come with this kit.
- Great to use with ADV Armor guard optional bumper kit.
- Comes in a pair.

* Cannot be installed to Pro Armor Hand Guard.



Apprication
- Adventure Armor Handguard Kit (Universal/Africa Twin/ Tenere700 /Monkey125)
- Armor Handguard Kit (Bent/Straight)
- Armor Handguard U Clamp Kit

Part #	Color	Material	Slider Size
ZE72-6882	Black	POM	With : 25mm, Diameter : φ36mm

ZETA
ADVENTURE ARMOR HAND GUARD
OPTION BUMPER

- Optional protection bumper kit for ZETA Adventure Armor hand guards.
- Black silicone body protects your hand guard in the event of crash or falling.
- Easy to install, just pit it on Adventure armor hand guard body.
- ZETA embossed logos.
- Comes in a pair.

* Armor hand guard series (Bent : Straight)
It cannot be installed to the Pro Armor Hand Guard.



Part #	Color
ZE72-6881	Black

CONTROL



LEVER



HANDLEBAR ACCESSORIES



HAND GUARD



BODY GUARD



BODY PARTS



FOOT PARTS



SUSPENSION



ACCESSORIES



CARBON



ADVENTURE ARMOR HAND GUARD for Tenere700

The stock handlebar /ZETA handlebar special design.

Includes Mounting Kit



Black

ZETA ADVENTURE ARMOR HAND GUARD for Tenere700

- Special designed for TENERE 700.
- Made of high-rigidity Aluminum.
- Special designed stopper helps protect damage from side impact.
- Included special bar end plug can be firmly fixed.
- Armor hand guard series protector can be installed.
- Optional Adventure Armor Hand Guard slider(ZE72-6882) and bumper (ZE72-6881) can be installed.
- Bolt-on design.
- BLACK color

Part #	Color	Handlebar size	Contents
ZE72-6041	Black	φ28.6 mm	- Adventure armor hand guards. - Dedicated bar end adapter / U-clamp kit.



A stopper that reduces damage to the exterior due to a fall.




Optional armor protector series (P52) and SCUDO protector (P53) can be installed.

ADVENTURE ARMOR HAND GUARD for Monkey125

ZETA ADVENTURE ARMOR HAND GUARD for Monkey125

The stock handlebar /ZETA handlebar special design.

Includes Mounting Kit



Black

Ti-Color

- Aluminum hand guard for Monkey 125.
- Made of high rigidity aluminum for even off-road riding.
- The handle clamp has a special shape to avoid the interference of wires.
- All of the optional armor hand guard protector series (P.52) can be installed. In addition to guarding against mud and flying stones, the lineup also includes a protector with a high windproof effect and a protector with an LED flasher, so it can be customized according to the application.
- Color anodized, with laser marking logo.
- Compatible with the stock handlebar / ZETA Specialized handlebar (P.20)

Part #	Color	Handlebar size	Contents
ZE72-6021	Black	φ22.2 mm	- Adventure armor hand guards.
ZE72-6022	Ti-Color		- Dedicated bar end adapter / U-clamp kit.



The specialized handle clamp shape avoids brake hose and wire interference and allows perferrad angle setting.



All of the optional armor hand guard protector series (P.52) can be installed. (The image is equipped with ZETA X2 protector)

OPTION

Description	Part #
A. Bumpers	ZE73-6881
B. Sliders	ZE73-6882



See P49 for details



Hot CW HAND WARMER

for **HANDGUARD**
Easy installation without tools.



The side uses high-strength ballistic polyester



Matte-Black



Carbon look PVC leather

CARBON

ZETA CW HAND WARMER

- Hand warmer designed for hand guard.
- Prevents your hands from freezing in the cold wind of deep winter.
- The main fabric is tough and durable 300 D oxford fabric with water repellent treatment on outside and PVC coating on inside to make it cold and water resistant.
- Cuff part made of soft and elastic Neoprene fabric to retain fine mobility.
- Inside pocket ideal for tiny such as instant heat pad is included.

*Please check for that there is no interference with operability of each parts before use.

Part #	Color	Size
ZE72-8011	Matte-Black	W 34 cm x H 15 cm x D 32 cm
ZE72-8012	Carbon	

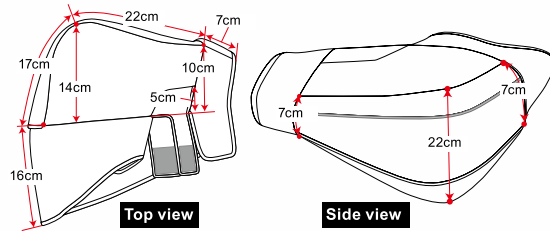
Material

Carbon : 60 % Chloroprene, 40% PVC

Matte Black : 60 % Chloroprene, 30% Polyester, 10% PVC

*In regard to besides the products above please check for the size of the hand cover.

Hand warmer dimensions (inner dimensions)



Reflector

Reflector piping to improve visibility at night.



Fine controlling while rider standing

Using soft and elastic Neoprene fabric around cuff to for no loss in mobility.



Enough clearance around switches

By focusing on operability around the switch, it provides enough space. Velcro adjustable wrist closure allows to wide or narrow easily as your preferred.

* Please check for that there is no interference with operability of each part before use.



Convenient inside pocket

Inside pocket, good to put a tiny items such as instant heat pad, small purse and cards.



Fits various mirror positions by adjusting the two flaps!



701ENDURO



CRF250L



CRF250RALLY



AFRICA.TWIN



ZETA

X3 PROTECTOR

- Protector comes with master cylinder guard.
- Master cylinder guard can be adjusted to 2 different positions.
- Can also be removed for lighter weight.
- Protects your hand from brush, roots and the elements.
- Available 5 colors.



Adjusted 2 different positions

Part #	Color
ZE72-0404	Blue
ZE72-0405	Red
ZE72-0406	Black
ZE72-0409	Orange
ZE72-0410	White



Blue

ZETA

X2 PROTECTOR

- Compact deflector-shields for Armor hand guards.
- Light weight design for better handling and more space for your hands.
- Great to use for Super moto and ED race.
- Comes with mounting screws for armor hand guards.
- Available in 7 colors.

Part #	Color
ZE72-0304	Blue
ZE72-0305	Red
ZE72-0306	Black
ZE72-0307	Yellow
ZE72-0308	Green
ZE72-0309	Orange
ZE72-0310	White



Orange

ZETA

XC PROTECTOR

- Larger deflector-shields for Armor hand guards.
- Suitable for ENDURO race.
- Larger shields protect hands from brush, roots and the elements.
- Slit holes on the shells reduce air resistance.
- Comes with mounting screws for armor hand guards.
- Replacement XC flashers can be mounted.
- Available in 7 colors.

* Optional XC flasher can be installed.

Part #	Color	Part #	Color	Part #	Color
ZE72-3104	Blue	ZE72-3106	Black	ZE72-3108	Green
ZE72-3105	Red	ZE72-3107	Yellow	ZE72-3109	Orange
				ZE72-3110	White



Sticker set for XC PROTECTOR

Part #	ZE74-9231	2pcs/pack
--------	---------------------------	-----------



Red

ZETA

XC FLASHER PROTECTOR

- XC protector with flasher.
- Allows removal of stock flashers for reduced weight and better handling.
- Comes with mounting screws for armor hand guards.
- Available in 3 colors.

Part #	Color
Orange Lens	Smoke Lens
ZE72-3406	ZE72-3506
ZE72-3409	ZE72-3509
ZE72-3410	ZE72-3510
	Black
	Orange
	White



Black

XC Replacement Flasher 2pcs/Pack



Orange

Smoke

Part #	Color
ZE72-3991	Orange
ZE72-3992	Smoke

ZETA

XC-PRO PROTECTOR

- Largest deflector-shields for Armor hand guards.
- Protect your hands from brush, roots and the elements.
- Best to use for Extreme, hard Enduro racing.
- Comes with mounting screws for armor hand guards.
- Can be mounted with Replacement XC flashers.
- Available in 2 colors.

* Optional XC flasher can be installed.

Part #	Color
ZE72-4106	Black
ZE72-4110	White



White

CONTROL



LEVER



HANDLEBAR ACCESSORIES



HAND GUARD



BODY GUARD



BODY PARTS



FOOT PARTS



SUSPENSION



ACCESSORIES



CARBON



for **ADVENTURE** and **DUALSPORT MODEL**

ARMOR
HAND GUARD

Scudo
Protector

ZETA



SPORT/MODE

Flippable



ADVENTURE MODE



Black

White

Protector size



ZETA

ARMOR HAND GUARD SCUDO PROTECTOR

- Big size deflector shield for Armor hand guard.
- Can be used either up and down position.
- Angle of deflector shield can be adjusted with specially designed mount spacer.
- Available black and white deflector colors.

Part #	Color
ZE72-6151	Black
ZE72-6158	White

Compatible with ZETA aluminum hand guard

- Armor hand guard series (p45, p46).
- Adventure armor hand guard (p48).
- Adventure armor hand guard for Africa twin (p49).
- Adventure armor hand guard for Monkey125, T700 (p50).

Adjustable angle



Rounded special spacers.

Capable of adjusting shield up and down,
Avoid interference with plastic, fuel tank, hands, etc.

Flippable

Smaller shield provides less interference with hands when in standing.

Optimal larger shield prevents rain and wind.



SPORT MODE

Protects from splashing water or mud.
Keep grips and gloves clean.



ADVENTURE MODE

The design does not interfere with fuel tank and body, even when swing steering.

JUN MITSUHASHI



CONTROL



LEVER



HANDLEBAR ACCESSORIES



HAND GUARD



BODY GUARD



BODY PARTS



FOOT PARTS



SUSPENSION



ACCESSORIES



CARBON



IMPACT X3

ZETA

IMPACT X3 HAND GUARD

- Aerodynamic design new hand guard.
- Ideal hand guard size and design requested by top riders and factory teams.
- Comes with master cylinder guard, can be adjusted to 2 different positions.
- Can be used at various track or race conditions and bikes, protect your hands and master cylinders from mud and rocks
- Available in black, white, blue, red and orange colors.

Part #	Color
ZE74-4101	Black
ZE74-4104	Blue
ZE74-4105	Red
ZE74-4109	Orange
ZE74-4110	White

Mounting kit
TYPE 2

Available in 5 colors

REPLACEMENT SHIELDS

Part #	Color
ZE74-4201	Black
ZE74-4204	Blue
ZE74-4205	Red
ZE74-4209	Orange
ZE74-4210	White



Master Cylinder Guard

2 adjustable master cylinder guard positions to protect your master cylinder. It can be removed for lighter weight.



Master cylinder guard

Hand guard without guard.

Handguard Mount TYPE-2

Clamp on style universal hand guard mounts, made of light weight plastic.



Comes with special hand guard mount spacers.

3 hand guard mounting positions.

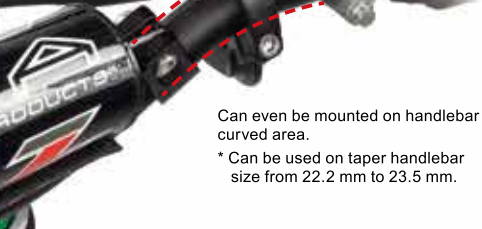
Clamp Position

Left

Hand guard mount is designed to install hand guard mount inside of switches or brake / clutch master cylinder on handlebar without any position adjustment on handlebar. Great for use on recent MX bikes come with mapping switch and electric start button, which do not have space on handlebar straight area.

Right

Handlebar Clamp



Can even be mounted on handlebar curved area.

* Can be used on taper handlebar size from 22.2 mm to 23.5 mm.

Mount Spacer

Adjust hand guard angle with mounting spacer when hand guard clamp is installed on handlebar curved area.



Standard 0°

Slant 10°

Turn over spacers to change hand guard angle.

ZETA

CONTROL



LEVER



HANDLEBAR ACCESSORIES



HAND GUARD



BODY GUARD



BODY PARTS



FOOT PARTS



SUSPENSION



ACCESSORIES



CARBON



6LU cRU Blue Riders with YAMALUBE

KENJI SUZUKI

Mounting kit
TYPE 1

Mounting kit
TYPE 2



REPLACEMENT MOUNTING KIT

Part #	Type	Fit Protector
ZE74-0910	type 1	STINGRAY VENT / STINGRAY IMPACT X2
ZE74-0911	type 2	STINGRAY VENT / STINGRAY IMPACT X2 / IMPACT X3

ZETA

STINGRAY VENT HAND GUARD

- ZETA vented Stingray hand guards, used by Japanese Factory Kawasaki Team Green.
- Vented design cools your hand during hard riding, yet it protects your hand from brush, roots and the elements. Light weight design.
- Handlebar clamp style hand guards fits almost all dirt bikes and ATVs.
- Available in 5 factory colors, replacement shields available.

Part #	Color
ZE74-3101	Black
ZE74-3104	Blue
ZE74-3105	Red
ZE74-3107	Yellow
ZE74-3110	White

Mounting kit
TYPE 1

Available in 5 colors

REPLACEMENT SHIELDS

Part #	Color
ZE74-3201	Black
ZE74-3204	Blue
ZE74-3205	Red
ZE74-3207	Yellow
ZE74-3210	White



Vented
Stingray

ZETA

STINGRAY HAND GUARD

- Handlebar clamp style hand guard.
- Protect your hand from brush, roots and the elements.
- Fits almost all dirt bikes, ATVs and more. Universal fit.
- Colors available : Black, Red, Blue, Yellow, Orange and White.
- Comes complete with all mounting hardware.
- Replacement shields available.

Part #	Color
ZE74-2101	Black
ZE74-2104	Blue
ZE74-2105	Red
ZE74-2107	Yellow
ZE74-2109	Orange
ZE74-2110	White

Mounting kit
TYPE 1

Available in 5 colors

REPLACEMENT SHIELDS

Part #	Color
ZE74-2201	Black
ZE74-2205	Red
ZE74-2207	Yellow
ZE74-2209	Orange
ZE74-3210	White



Stingray

ZETA

IMPACT X2 HAND GUARD

- 2nd generation of impact hand guards.
- Compact hand guard shell with aero dynamic design. Fits most dirt bikes and ATVs.
- Compact shells design for riders looking for small hand guard shell. Mini mx racing models and ATVs.
- Available in 7 factory colors, replacement shields available.

Part #	Color
ZE74-0201	Black
ZE74-0204	Blue
ZE74-0205	Red
ZE74-0207	Yellow
ZE74-0208	Green
ZE74-0209	Orange
ZE74-0210	White

Mounting kit
TYPE 1

Available in 7 colors

REPLACEMENT SHIELDS

Part #	Color
ZE74-1201	Black
ZE74-1204	Blue
ZE74-1205	Red
ZE74-1207	Yellow
ZE74-1208	Green
ZE74-1209	Orange
ZE74-1210	White



IMPACT X2

ZETA

CONTROL



LEVER



HANDLEBAR
ACCESSORIES



HAND
GUARD



BODY
GUARD



BODY
PARTS



FOOT
PARTS



SUSPENSION



ACCESSORIES



CARBON



Red HONDA



Blue YAMAHA



Black Kawasaki SUZUKI



Orange KTM



H.Blue Husqvarna



ZETA CHAIN GUIDE

- Chain guide composed of TPU, excellent in wear resistance and restorability and duralumin plate with CNC processing.
- Reduce the load on the swing arm attachment stay by using TPU material that is durable against impact and wear.
- 3D design slider reduces the impact of the debris coming from all directions.
- Maintains its guiding performance that requires rigidity by a duralumin plate designed exclusively for the model.

- * Please apply removable low to medium strength screw lock for installation.
- * Please check the slider wear periodically.
- * In the case of trail models, guiding performance is enhanced as much as racers.



Angles in the front avoid the impact, and the sleek 3D design reduces the catching and damage risk.



Its Elastic structure avoids interference trouble with sprocket, compared to one made of aluminum when catching the debris.



The insert nut is used on the back. Eliminating the protruding bolts and nuts, smooth head shape reduces catch during tire change.



The slider bottom has a reduced contact area in consideration to the ground clearance.

REPLACEMENT CHAIN GUIDE BLOCK



Part #	Color
ZE82-1900	Black

*Replacement.
The slider covers all line-up model.



WBR Echuca Yamaha

Bike	Year	Color	Part #
HONDA			
CRF250R	07-21	Red	ZE82-1002
CRF450R	07-21	Red	ZE82-1002
CRF250RX	19-21	Red	ZE82-1002
CRF450RX	17-21	Red	ZE82-1002
CRF250X	07-17	Red	ZE82-1002
CRF450X	08-21	Red	ZE82-1002
CRF450L	19-20	Red	ZE82-1002
CRF450RL	21	Red	ZE82-1002
CRF250L/M #2	12-20	Red	ZE82-1082
CRF250RALLY #2	18-20	Red	ZE82-1082
YAMAHA			
YZ125/250	08-21	Blue	ZE82-1306
YZ250F	07-21	Blue	ZE82-1306
YZ450F	07-21	Blue	ZE82-1306
YZ125X	17-21	Blue	ZE82-1306
YZ250X	16-21	Blue	ZE82-1306
YZ250FX	15-20	Blue	ZE82-1306
YZ450FX	16-21	Blue	ZE82-1306
WR250F	07-20	Blue	ZE82-1306
WR450F	07-21	Blue	ZE82-1306
WR250R/X #2	07-20	Blue	ZE82-1386
KAWASAKI			
KX250F	09-18	Black	ZE82-1100
KX250	19-20	Black	ZE82-1100
KX250	21	Black	ZE82-1110
KX450F	09-18	Black	ZE82-1100
KX450	19-21	Black	ZE82-1110
KX250X	21	Black	ZE82-1110
KX450X	21	Black	ZE82-1110
KLX230 #2	20	Black	ZE82-1180
SUZUKI			
RM125/250	01-08	Black	ZE82-1200
RMZ250	07-20	Black	ZE82-1200
RMZ450	05-20	Black	ZE82-1200
RMX450Z	10-19	Black	ZE82-1200
DRZ400S/SM #2	00-19	Black	ZE82-1200
KTM			
85SX #1	15-20	Orange	ZE82-1403
125-450		Orange	ZE82-1403
SX/SX-F/XC/XC TPI/XC-F #1	08-21	Orange	ZE82-1403
125-500EXC/EXC TPI/EXC-F/			
XC-W/XCF-W/XC-W TPI #1	08-21	Orange	ZE82-1403
FREERIDE 250R #1	14-17	Orange	ZE82-1403
FREERIDE 250F #1	18-19	Orange	ZE82-1403
FREERIDE 350 #1	14-17	Orange	ZE82-1403
HUSQVARNA			
TC85 #1	15-21	H.Blue	ZE82-1409
TC/FC125-450 #1	14-21	H.Blue	ZE82-1409
TE125 #1	14-16	H.Blue	ZE82-1409
TE150/I #1	17-21	H.Blue	ZE82-1409
TE250/I #1	14-21	H.Blue	ZE82-1409
TE300/I #1	14-21	H.Blue	ZE82-1409
FE250-501 #1	14-21	H.Blue	ZE82-1409
TX125 #1	17-19	H.Blue	ZE82-1409
TX300/I #1	17-21	H.Blue	ZE82-1409
FX350/450 #1	17-21	H.Blue	ZE82-1409
FS450 #1	16-20	H.Blue	ZE82-1409

1 The range of change of the number of the rear sprocket teeth is less than that of the stock chain guide. When the number of teeth is increased, the position of the chain adjuster may move forward, causing interference.

2 Since the guide performance is improved as much as the racer, the range of change of the number of rear sprocket teeth is less than the stock. If the position of the chain adjuster is large and forward when the number of chains is increased, it may interfere.
Maximum teeth
CRF250L / M, CRF250RALLY: 45, WR250R / X: 48, KLX230: 48

ZETA CHAIN GUIDE BRACE

- Protects your chain guide from rocks and other debris.
- Made of CNC machined 7000 grade aluminum.
- Finished in anodized titanium-color.
- Simple bolt-on application.

Bike	Part #
XR250/BAJA/MOTARD '95-/CRF250L/M/RALLY	ZE82-0211
SEROW250, TRICKER, XT250X/XTZ125 '03-12	ZE82-0241



ZE82-0211

ZE82-0241



XR250

CONTROL



LEVER



HANDLEBAR ACCESSORIES



HAND GUARD



BODY GUARD



BODY PARTS



FOOT PARTS



SUSPENSION



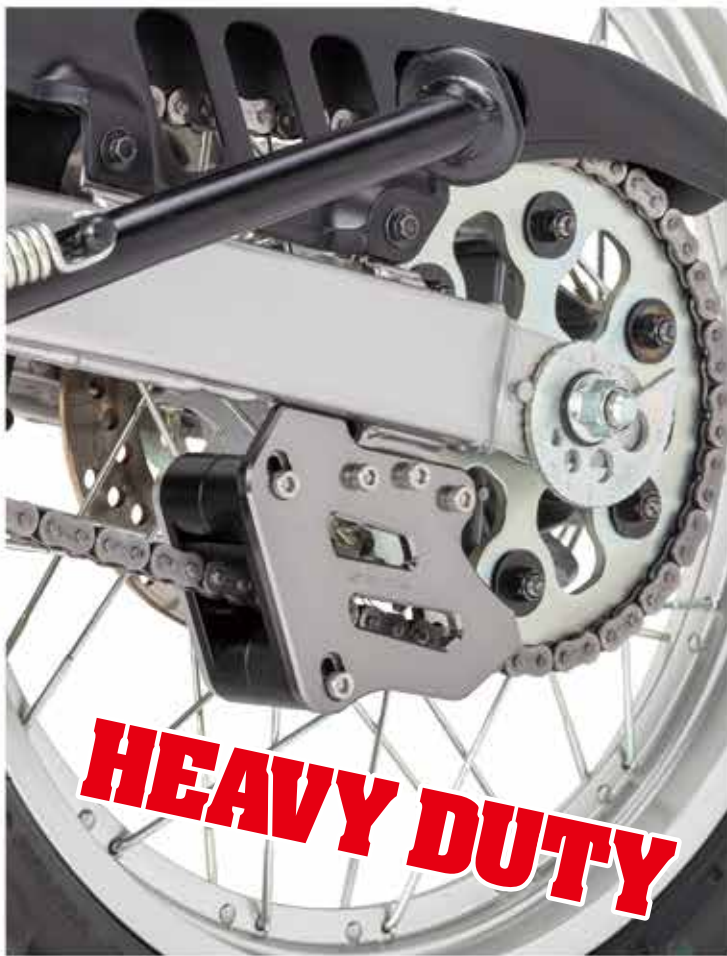
ACCESSORIES



CARBON



DURABLE CHAIN GUIDE



HEAVY DUTY



ZETA DURABLE CHAIN GUIDE

- 6 mm thick high strength aluminum chain guide with added chain drop prevention function.
- Up to 50 teeth rear sprockets. *When the guide block is installed.

Plate: Material 7000 grade CNC machined aluminum

Block: Material POM (Duracon)

Weight: 410g

Bike	Year	Color	Part #
SEROW250/XT250	05-20	Ti-color	ZE82-2308
Tricker	04-18	Ti-color	ZE82-2308

CONTROL



LEVER



HANDLEBAR ACCESSORIES



HAND GUARD



BODY GUARD



BODY PARTS



FOOT PARTS



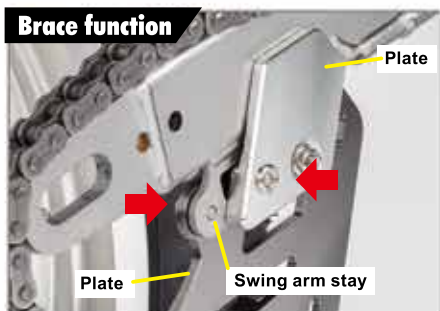
SUSPENSION



ACCESSORIES




CARBON




Brace function

With brace function to prevent the swing arm stay from bending inward from side impact. Strongly protects the chain from falls and rocks.



Guide block

Prevents flapping of the chain. Power loss is minimized by adopting POM material with low friction resistance.



Chain guide plate

The guide block can be adjusted up and down, matching the sprocket size and the chain play.




ZETA DURABLE CHAIN GUIDE Replacement Chain Guide Block

Part #
[ZE82-2900](#)



Design

Despite the sturdy design, the minimum ground clearance is +17mm compared to stock. Reduce the risk of contact with obstacles.



Removal of guide block

Can be used even without the guide block wavoiding excessive wear in situations where guide performance is not required.




SEROW250



ZETA
ED SKID PLATE

- Made of 5000 grade durable aluminum.
- Protects the area under engine, water pump cover and crankcase from stones and rocks.
- Oil drain hole allows easy oil changes without removing the skid plate.
- All mounting hardware included.

	Bike	Year	Part #
H	CRF250R	18-21	ZE55-2051
	CRF450R	17-20	ZE55-2051
	CRF250RX	19-21	ZE55-2051
	CRF450RX	17-20	ZE55-2051
	CRF450L	19-20	ZE55-2051
	CRF450RL	21	ZE55-2051
	XR230/MOTARD	05-13	ZE55-2120
	XR250/BAJA/MOTARD	95-07	ZE55-2100
	CRF250L/M	12-20	ZE55-2130
	YZ125	05-21	ZE55-2460
Y	YZ250	05-21	ZE55-2440
	YZ125X	17-21	ZE55-2460
	YZ250X	16-21	ZE55-2440
	YZ250FX	15-19	ZE55-2430
	WR250F	15-19	ZE55-2430
	SEROW250	05-17	ZE55-2420
		18-20	ZE55-2470
		04-17	ZE55-2420
	TRICKER	18	ZE55-2470
	K	XT250	08-21
XT250X		06-17	ZE55-2420
WR250R/X		07-20	ZE55-2400
KLX125, D-TRACKER125		10-16	ZE55-2220
S	KLX150BF	16-18	ZE55-2220
	KLX230/R	20-21	ZE55-2230
	KLX250, D-TRACKER	93-20	ZE55-2200
KTM	DRZ400S/SM	00-20	ZE55-2300
	250SB	02-06	ZE55-2200
	250SX-F	07-10	ZE55-2520
	250EXC-F/XC-F	08-10	ZE55-2520



ZETA
LINKAGE GUARD

- Universal rear suspension linkage guard.
- Made of durable and thick polyethylene to protect linkage from being hit with rock and stones.
- Attach this guard to OE skid plate or your aftermarket skid plate.
- Drill holes on your OE skid plate or aftermarket kid plate to attach.
- Comes with mounting hardware, bolts, nuts and washers.

Part #	Thickness
ZE55-4010	5mm



Installation outside



Installation inside



ZETA
UNDER GUARD for MONKEY125

- Under guard designed for Monkey 125.
- Guard body is made of durable 3.5mm thick aluminum to protect exhaust pipe and engine from stone and mud.
- Many slit holes for engine cooling air flow.
- Bracket is made of steel with black paint finish for durability.
- Can be used with stock or DELTA exhaust.
- Includes all hardware needed for installation.

Part #	Bike
ZE55-8120	Monkey125 2019-



ZETA
ENGINE PROTECTION UNDERFRAME KIT CROSS CUB

"UNDERFRAME KIT with skid plate.
Protects the engine from stepping stones during off-road driving. The frame is made of steel, and black powder coat. The skid plate is made of aluminum (A5052) with hairline processing. Stock muffler and DELTA barrel-4s mini muffler can be used together. (Installation of other brand's muffler is unconfirmed.)

[Please note] It cannot be used for hard use.
Actions such as hitting a large stone or placing it on a racing stand will damage not only the frame but also the engine. "

Part #	Bike
ZE55-8010	CROSSCUB110 2018-2019

Bike	Year	Part number
HONDA		
CRF250R	10-13	ZE55-3112
	14-17	ZE55-3113
CRF450R	09-14	ZE55-3132
	15	ZE55-3133
YAMAHA		
YZ250F	07-09	ZE55-3411
	10-13	ZE55-3412
YZ450F	06-09	ZE55-3431
	10-13	ZE55-3432
KAWASAKI		
KX450F	09-15	ZE55-3232
	16	ZE55-3233
KTM		
450SX-F	07-10	ZE55-3561



ZETA
MX GLIDE PLATE

- Glide plate made of 5000 grade durable aluminum for MX racing bikes.
- Model specific applications.
- Oil drain hole allows easy oil changes without removing the glide plate.
- All mounting hardware included.



TOMOYA SUZUKI
CROSS CUB 110



CONTROL



LEVER



HANDLEBAR ACCESSORIES



HAND GUARD



BODY GUARD



BODY PARTS



FOOT PARTS



SUSPENSION



ACCESSORIES



CARBON





ZETA
RADIATOR GUARD

- Made of 3mm thickness aluminum plate and 12mm pipe for extreme durability.
- Protects expensive radiators from being crashed or twisted during a fall.
- Available for not only enduro and motocross racing models, but also dual sport models, CRF250L and WR250R/X.

Bike	Year	Part #
HONDA		
CRF250R	14-17	ZE52-2013
	18-19	ZE52-2014
	20-21	ZE52-2015
CRF250RX	19	ZE52-2014
	20-21	ZE52-2015
CRF250L/M	12-20	ZE52-2032
CRF450L	19-20	ZE52-2041
CRF450RL	21	ZE52-2041
YAMAHA		
YZ125	05-21	ZE52-2303
YZ250	05-21	ZE52-2307
YZ250F	14-18	ZE52-2313
YZ250F	19-21	ZE52-2314
YZ450F	18-21	ZE52-2314
YZ125X	17-21	ZE52-2303
YZ250X	16-21	ZE52-2307
YZ250FX	15-19	ZE52-2313
YZ250FX	20-21	ZE52-2314
YZ450FX	19-21	ZE52-2314
WR250F	20	ZE52-2314
WR450F	19-20	ZE52-2314
WR250R/X	07-20	ZE52-2332



CRF1100L AFRICA TWIN



TENERE 700



ZETA
EXHAUST PIPE GUARD

- Front exhaust pipe guards protect header pipes from the stone from the front wheel.
- Exclusive designs for CRF1100L Africa Twin and TENERE 700.
- Emboss the hairline and ZETA logo on 3.2mm thick aluminum.
- Equipped with a stainless steel mounting band.

Bike	Year	Part #
CRF1100L AFRICA TWIN / DCT	20	ZE52-2801
CRF1100L AFRICA TWIN ADV SPORT ES / DCT	20	ZE52-2801
TENERE 700	20-21	ZE52-2841

CONTROL



LEVER



HANDLEBAR ACCESSORIES



HAND GUARD



BODY GUARD



BODY PARTS



FOOT PARTS



SUSPENSION



ACCESSORIES



CARBON



Bike	Year	Part number
HONDA		
CRF150R	07-21	ZE52-0032
CRF250R	14-17	ZE52-0042
CRF450R	13-16	ZE52-0042
CRF125F	14-18	ZE52-0003
CRF150F/230F	03-19	ZE52-0011
CRM50/80	88-92	ZE52-0001
CRM250R/AR	89-98	ZE52-0008
XR250R	86-95	ZE52-0013
	96-04	ZE52-0015
XR250	95-07	ZE52-0015
XLR250	88-94	ZE52-0013
CRF250L	12-20	ZE52-0019
CRF250M	13-20	ZE52-0019
CRF250RALLY	17-20	ZE52-0019
CRF1000L/DCT	16-19	ZE52-0022
CRF1100L AFRICA TWIN / DCT	20	ZE52-0024
CRF1100L AFRICA TWIN ADV SPORT ES / DCT	20	ZE52-0024
YAMAHA		
YZ85	02-21	ZE52-0332
YZ125/250	05-21	ZE52-0336
YZ250F	14-16	ZE52-0341
YZ125X	17-21	ZE52-0336
YZ250X	16-21	ZE52-0336
YZ250FX	15-16	ZE52-0341
SEROW225W	93-96	ZE52-0311
SEROW250	05-20	ZE52-0313
TRICKER	04-18	ZE52-0313
XT250	08-21	ZE52-0313
XT250X	06-17	ZE52-0313
WR250R/X	07-20	ZE52-0322
DT200WR	91-94	ZE52-0302
DT230LANZA	97-98	ZE52-0303
KAWASAKI		
KX65	00-21	ZE52-0130
KX85/100	01-21	ZE52-0132
KX250F	13-18	ZE52-0142
KX250	19-20	ZE52-0142
KX450F	09-18	ZE52-0152
KDX200SR	89-93	ZE52-0112
KDX220SR	94-99	ZE52-0114
KDX250SR	91-94	ZE52-0116
KLX125, D-TRACKER125	10-16	ZE52-0103
KLX150BF	16-18	ZE52-0103
KLX230/R	20-21	ZE52-0104
KLX250, D-TRACKER/X	98-20	ZE52-0106
SUPER SHERPA	97-08	ZE52-0105
SUZUKI		
RM85	02-20	ZE52-0232
RMZ250	10-15	ZE52-0242
	16-18	ZE52-0243
RMX250R	96-98	ZE52-0206
RMX250S	96-98	ZE52-0206
DR250S	90-94	ZE52-0211
DR250R/DJEBEL	95-06	ZE52-0213
DRZ400S/SM	00-20	ZE52-0215
KTM		
65SX	09-15	ZE52-0401
85SX	13-17	ZE52-0403



ZETA FRAME GUARD

- Provides a flat surface on the motorcycle frame for better foot grips and bike control.
- Prevents frame scratches during your ride.
- Made of 5000 grade aluminum with ZETA embossed logo.

CRF250RALLY



SEROW250



WR250R/X



ZETA TITANIUM HEAT PROTECTOR

- Universal 4 stroke head pipe heat protector.
- Heat protector body, nuts, mounts and bands are made of titanium.
- Super light weight design, only 90 g (0.2lbs)
- Can be used head pipe diameter from 25 mm to 45 mm.

Part #	Description
ZTP3-1011	Universal

Part #	Description
ZTP3-1009	Replacement titanium mount kit





H-Blue

Chain roller for less friction loss

Orange

ZETA CASE SAVER KIT KTM / HUSQVARNA

KTM / Husqvarna case saver kit comes with clutch slave cylinder protector, drive cover and chain roller.

CASE SAVER :

Light weight aluminum case saver protects not only clutch slave cylinder, but also banjo bolt and air bleeder bolt. Orange and blue case saver colors available.

CASE SAVER Spec

Made of A7009 Aluminum, available in orange and blue anodized finish with laser printed logo.

DRIVE COVER :

Comes with black anodized aluminum drive cover plate protects clutch slave cylinder, banjo bolt and air bleeder bolt.

DRIVE COVER Spec


Made of shot peened and black anodized surface finish aluminum plate with laser printed logo.

CHAIN SLIDER :

Replace OE chain slider to chain roller for less friction loss.

Replacement Chain roller

Part #	Description
D47-41-641	DRC Chain roller M size Black



Clutch slave Cylinder cover

Case saver

Case saver protects engine case and clutch slave cylinder

Reinforced rib design for extreme durability

Mud Out

Keep mud out of the front sprocket area

Drive cover

Covers sprocket area for safety


Bike	Year	ORANGE	H-Blue
KTM			
125/150SX	16-21	ZE80-8413	-
125/150EXC/XC-W/XC-W TPI	17-21	ZE80-8413	-
125XC	21	ZE80-8413	-
250/300SX/XC/XC TPI	17-21	ZE80-8403	-
250/300EXC/EXC TPI/XC-W/XC-W TPI	17-21	ZE80-8403	-
250/350SX-F/XC-F	16-21	ZE80-8403	-
250/350EXC-F/XCF-W	17-21	ZE80-8403	-
450SX-F/XC-F	16-21	ZE80-8423	-
450/500EXC-F/XCF-W	17-21	ZE80-8423	-
HUSQVARNA			
TC125	16-21	-	ZE80-8519
TC250	17-21	-	ZE80-8519
FC250/350	16-21	-	ZE80-8509
FC450	16-21	-	ZE80-8529
TE150/I	17-21	-	ZE80-8519
TE250/I	17-21	-	ZE80-8509
TE300/I	17-21	-	ZE80-8509
FE250/350	17-21	-	ZE80-8509
FE450/501	17-21	-	ZE80-8529
TX125	17-19	-	ZE80-8519
TX300/I	17-21	-	ZE80-8509
FX350	19-21	-	ZE80-8509
FX450	17-21	-	ZE80-8529
FS450	16-20	-	ZE80-8529



Blue

Red

Black



Covers sprocket area for safety.

Drive cover designed to keep mud out of the front sprocket area.

Bike	Year	Red	Blue	Black
HONDA	CRF250R	10-17	ZE80-8002	-
		18-19	ZE80-8022	-
	CRF450R	10-16	ZE80-8002	-
		17-20	ZE80-8012	-
	CRF250RX	19-19	ZE80-8022	-
	CRF450RX	17-20	ZE80-8012	-
YAMAHA	YZ125	06-21	-	ZE80-8306
	YZ250	06-21	-	ZE80-8316
	YZ250F	14-21	-	ZE80-8326
	YZ450F	14-21	-	ZE80-8326
	YZ125X	17-21	-	ZE80-8306
	YZ250X	16-21	-	ZE80-8316
	YZ250FX	15-20	-	ZE80-8326
	YZ450FX	16-21	-	ZE80-8326
	WR250F	15-20	-	ZE80-8326
	WR450F	16-21	-	ZE80-8326
KAWASAKI	KX250F	17-18	ZE80-8102	ZE80-8106
	KX250	19-20	ZE80-8102	ZE80-8106
	KX450F	16-18	ZE80-8102	ZE80-8106
	KX450	19-21	-	-
SUZUKI	RMZ250	11-20	ZE80-8202	ZE80-8206
	RMZ450	11-20	ZE80-8202	ZE80-8206

ZETA CASE SAVER with COVER

- Case saver comes with light weight and durable drive cover.
- Drive cover is made of laser cut aluminum.
- Sand blasted black anodized finish with laser print logo.
- Made of 2 mm aluminum with pressed construction for extreme durability and light weight.
- Available in Blue and Red case saver colors.

Bike	Year	Part number	
		Red	Blue
HONDA			
CRF250R	10-17	ZE80-7002	-
	18-19	ZE80-7022	-
CRF450R	10-16	ZE80-7002	-
	17-20	ZE80-7012	-
CRF250RX	19	ZE80-7012	-
CRF450RX	17-20	ZE80-7012	-
YAMAHA			
YZ125	06-21	-	ZE80-7306
YZ250	06-21	-	ZE80-7316
YZ250F	14-21	-	ZE80-7326
YZ450F	14-21	-	ZE80-7326
YZ125X	17-21	-	ZE80-7306
YZ250X	16-21	-	ZE80-7316
YZ250FX	15-20	-	ZE80-7326
YZ450FX	16-21	-	ZE80-7326
WR250F	15-20	-	ZE80-7326
WR450F	16-21	-	ZE80-7326
KAWASAKI			
KX250F	17-18	ZE80-7102	ZE80-7106
KX250	19-20	ZE80-7102	ZE80-7106
KX450F	16-18	ZE80-7102	ZE80-7106
SUZUKI			
RMZ250	11-20	ZE80-7202	ZE80-7206
RMZ450	11-20	ZE80-7202	ZE80-7206



ZETA CASE SAVER

- Made of CNC 6061 aluminum for durability.
- 6 mm case saver body for durability, protects your engine case better than stock OEM 3 mm case saver.
- Available in Blue and Red Colors.

Bike	Year	Red	Blue	Ti-Color	Black
HONDA					
CRF150R	07-21	ZE80-9045	-	-	-
CR250R	02-07	ZE80-9015	ZE80-9014	-	-
CRF250R	04-09	ZE80-9015	ZE80-9014	-	-
	10-17	ZE80-9355	-	-	-
CRF450R	05-07	ZE80-9045	-	-	-
	08	ZE80-9015	ZE80-9014	-	-
	09-16	ZE80-9355	-	-	-
CRF250X	04-17	ZE80-9015	ZE80-9014	-	-
CRF450X	05-17	ZE80-9045	-	-	-
CRF250L/M	12-20	ZE80-9315	-	-	-
CRF250RALLY	17-20	ZE80-9315	-	-	-
XR250/BAJA	95-02	-	-	ZE80-9306	-
XR250/MOTARD	03-07	-	-	ZE80-9306	-
MONKEY125	19-21	-	-	-	ZE80-9320
CT125	20	-	-	-	ZE80-9320
TRAIL125	21	-	-	-	ZE80-9320
YAMAHA					
YZ125	05-21	ZE80-9015	ZE80-9014	-	-
YZ250	99-21	-	ZE80-9024	-	-
	01-13	-	ZE80-9024	-	-
YZ250F	14-21	-	ZE80-9374	-	-
YZ450F	03-13	ZE80-9075	ZE80-9074	-	-
	14-21	-	ZE80-9374	-	-
YZ125X	17-21	ZE80-9015	ZE80-9014	-	-
YZ250X	16-21	-	ZE80-9024	-	-
YZ250FX	15-20	-	ZE80-9374	-	-
YZ450FX	16-21	-	ZE80-9374	-	-
WR250F	01-14	-	ZE80-9024	-	-
	15-20	-	ZE80-9374	-	-
WR450F	03-15	ZE80-9075	ZE80-9074	-	-
	16-21	-	ZE80-9374	-	-
WR250R/X	07-20	-	ZE80-9614	-	-
TRICKER	04-18	-	-	ZE80-9606	-
SEROW250	05-20	-	-	ZE80-9606	-
XT250X	06-17	-	-	ZE80-9606	-
KAWASAKI					
KX125	03-08	ZE80-9055	-	-	-
KX250	05-08	ZE80-9055	-	-	-
	04-16	ZE80-9035	-	-	-
KX250F	17-18	ZE80-9055	-	-	-
KX250	19-20	ZE80-9055	-	-	-
KX450F	06-18	ZE80-9055	-	-	-
KLX230	20	-	-	-	ZE80-9420
KLX230R	21	-	-	-	ZE80-9420
KLX250/ES/SR	93-20	-	-	ZE80-9406	-
KLX300R	06-20	-	-	ZE80-9406	-
D-TRACKER	98-16	-	-	ZE80-9406	-
SUZUKI					
RMZ250	04-06	ZE80-9035	-	-	-
	07-20	-	ZE80-9024	-	-
RMZ450	05-20	-	ZE80-9024	-	-
DRZ400S/SM	00-19	-	-	ZE80-9506	-
250SB	02-06	-	-	ZE80-9406	-



ZETA DRIVE COVER

- CNC machined front sprocket cover.
- Designed to keep mud out of the front sprocket area.
- Available in red, blue and titanium anodized colors.
- Made of 7000 grade aluminum.



Monkey 125 / CT125 / TRAIL125

- Super light weight drive cover designed for Monkey 125.
- Light weight design, made of 7000 grade aluminum with black anodized finish.
- ZETA laser printed logo.

Black

- ZETA
- CONTROL
- LEVER
- HANDLEBAR ACCESSORIES
- HAND GUARD
- BODY GUARD
- BODY PARTS
- FOOT PARTS
- SUSPENSION
- ACCESSORIES
- CARBON


ALUMINUM FRAME

- 5000 aluminum, 3mm thickness.
- Sandblasting / Black anodized finish.

POLY PROTECTOR

- Polycarbonate has great transparency and extreme resistance against impact.
- Weather resistance on both sides, 3mm thickness.
- Mounting bolts / nuts are made of strong rust resistance stainless steel.

ZETA HEAD LIGHT GUARD

- Hybrid head light guard with strong aluminum frame, and polycarbonate protector that does not disturb lighting.
- Protect headlight lenses from stepping stones and branches on trail pass and dirt riding, and prevent scratches and cracks.

Part #	Bike
ZE52-4100	CROSS CUB 50/110 '18-20
ZE52-4200	MONKEY 125 '19-20, CT125/TRAIL125 '20
ZE52-4400	SEROW250 '05-20


Replacement Poly protector

Part #	ZE52-4990
--------	---------------------------


CONTROL

LEVER

HANDLEBAR ACCESSORIES

HAND GUARD

BODY GUARD

BODY PARTS

FOOT PARTS

SUSPENSION

ACCESSORIES

CARBON


Black

ZETA HEEL GUARD

- Protects your heel from the chain and the rear sprocket.
- Made of CNC machined 7000 grade aluminum.
- Finished in anodized black and titanium-color.


Monkey 125

- Heel guard designed for Monkey 125.
- Protect your heel from driving chain.



	Bike	Year	Black	
H	CRF450L	19-20	ZE81-2009	
	CRF450RL	21	ZE81-2009	
	MONKEY125	19-21	ZE81-2052	
	XR250/BAJA	95-07	ZE81-2051	
	CRF250L/M	12-20	ZE81-2051	
	CRF250RALLY	17-20	ZE81-2051	
	CRM250R/AR	89-00	ZE81-2051	
	CRF1100L AFRICA TWIN /DCT	20	ZE81-2051	
	CRF1100L AFRICA TWIN ADV SPORTS ES/DCT	20	ZE81-2051	
	Y	XTZ125	13-15	ZE81-2004
SEROW225/W/WE		85-04	ZE81-2051	
SEROW250		05-20	ZE81-2051	
TW200/225		91-07	ZE81-2051	
TRICKER		04-18	ZE81-2051	
WR250R/X		07-17	ZE81-2051	
K		KLX125, D-TRACKER125	10-16	ZE81-2004
		KLX140/L/G	08-20	ZE81-2004
		KLX150L/BF	15-18	ZE81-2004
		KLX230	20	ZE81-2004
S	DRZ125/L	03-19	ZE81-2004	
	DRZ400S/SM	00-19	ZE81-2004	



CONTROL



LEVER



HANDLEBAR ACCESSORIES



HAND GUARD



BODY GUARD



BODY PARTS



FOOT PARTS



SUSPENSION



ACCESSORIES



CARBON



Bike	Year	Part number
HONDA		
CR125R/250R	04-07	ZE52-1120
CRF250R	04-21	ZE52-1120
CRF450R	04-20	ZE52-1120
CRF250RX	19-21	ZE52-1120
CRF450RX	17-20	ZE52-1120
CRF250X/450X	04-17	ZE52-1120
CRF250L	12-16	ZE52-1180
	17-20	ZE52-1190*
YAMAHA		
YZ125/250	08-21	ZE52-1420
YZ250F	07-13	ZE52-1420
	14-21	ZE52-1430
YZ450F	07-13	ZE52-1420
	14-21	ZE52-1430
YZ125X	17-21	ZE52-1420
YZ250X	16-21	ZE52-1420
YZ250FX	15-20	ZE52-1430
YZ450FX	16-21	ZE52-1430
WR250F	06-19	ZE52-1420
WR450F	06-18	ZE52-1420
WR250R	07-20	ZE52-1470
KAWASAKI		
KX125/250	06-08	ZE52-1220
KX250F	06-18	ZE52-1220
KX250	19-20	ZE52-1220
KX250	21	ZE52-1230
KX250X	21	ZE52-1230
KX450F	06-18	ZE52-1220
KX450	19-21	ZE52-1230
KX450X	21	ZE52-1230
KLX450R	08-09	ZE52-1220
KLX125	10-16	ZE52-1280
KLX150BF	16	ZE52-1280
KLX150S	09-13	ZE52-1280
KLX250	08-20	ZE52-1270
SUZUKI		
RM-Z250	07-20	ZE52-1320
RM-Z450	05-20	ZE52-1320
RMX450Z	10-19	ZE52-1320
KTM		
125-530SX/SX-F/XC/XC-F	03-14	ZE52-1520
	15-21	ZE52-1530
125-530EXC/EXC-F	03-15	ZE52-1520
	16-21	ZE52-1530
HUSQVARNA		
CR/WR 125-300	09-11	ZE52-1610
TC/TE 250-511	09-11	ZE52-1610
	14	ZE52-1520
TC/FC 125-450	15-21	ZE52-1530
	14-15	ZE52-1520
TE/FE 125-501	16-21	ZE52-1530
TX/FX125-450	17-21	ZE52-1530

* ABS car not installable



White

Black

ZETA PRO FRONT DISC GUARD

- Developed with factory Kawasaki racing team and Yamaha racing team in Japan, and used on their race bikes.
- Protect your front disc and brake caliper from rocks, bushes and debris during your ride.
- 270 mm disc guard size accepts most dirt bike's front brake disc.
- Model specific mount kit is required to install the disc guards on your bike.
- Available black and white color.

Part #	Color
ZE52-1041	Black
ZE52-1046	White

*Disc guard mount sold separately



ZETA FRONT DISC GUARD MOUNTING KIT

- Model specific mounting kit. (Required for disc guard installation.)
- Mount bracket is integrated with wheel spacer.
- Comes with disc guard mounting stainless bolts.



ADVENTURE WINDSHIELD

Adjustable screen and mobile mount bar are integrated

ZETA

ADVENTURE WIND SHIELD

- Wind shield kit comes with cell phone or GPS navigation mount bar.
- Designed for specific models, bolt on design, no need any modification for installation.
- Screen is made of excellent durability and strength polycarbonate, mount bar is made of high-grade durable aluminum.
- High windbreak effect screen can be mounting upside down for visibility adjustment and styling of your choice.
- High-grade durable aluminum mount bar for secure screen and mobile phone holdings.
- Can be adjust screen heights for responding to your various riding situations.

Screen

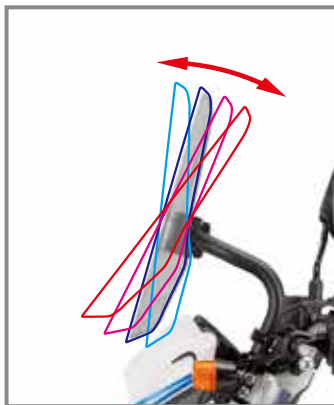
Material : Polycarbonate
Color : Light smoke
Size : Height 334mm Width 295mm Thickness 3mm

Mount system

Mount bar/ Upper clamp / Mount grab bar clamp / Screen adapter
: Aluminum, shot peened with black anodized finish.



The 22.2 mm mobile mount bar made of lightweight aluminum allows a wide range of mounting such as smartphone holders and USB power supplies.



ADJUSTABLE ANGLE

The angle of the screen can be adjusted seamlessly, and the windproof effect can be adjusted according to the physique and running situation.

* The adjustment range varies depending on the model.



ADJUSTMENT HEIGHT

Mobile mount bar clamp allows fine adjustment of screen height.

* The adjustment range varies depending on the model.



FLIPPABLE

Long/Smart type

Short /Wide type

FLIPPABLE SCREEN

Mobile mount bar clamp allows fine adjustment of screen height.

ZETA

ADVENTURE WIND SHIELD CROSS CUB 110

- Mount with using mirror holes for Cross Cub 110.
- Length 209mm, 22.2mm diameter mount bar.
- Can be mount USB power port, mobile phone mount and others. (Can not adjust height.)

Screen

Material : Polycarbonate
Color : Light smoke
Size : Height 334mm Width 295mm Thickness 3mm

Mount system

Mount bar : Aluminum, shot peened with black anodized finish.
Bracket : Steel with black paint
Screen adapter : Aluminum, shot peened with black anodized finish.



CROSS CUB 110

CONTROL



LEVER



HANDLEBAR ACCESSORIES



HAND GUARD



BODY GUARD



BODY PARTS



FOOT PARTS



SUSPENSION



ACCESSORIES



CARBON



Bike	Year	Part #
HONDA		
CROSS CUB110	13-21	ZE70-1011
MONKEY125	19-21	ZE70-1021
CT125	20	ZE70-1031
TRAIL125	21	ZE70-1031
CRF250L/M	12-20	ZE70-1001
YAMAHA		
XTZ125 *	13-15	ZE70-1411
SEROW250/XT250	05-20	ZE70-1411
WR155R	20	ZE70-1401
WR250R/X	07-20	ZE70-1401
KAWASAKI		
KLX230	20	ZE70-1111
KLX250,D-TRACKER X	08-20	ZE70-1101



Part #	Bike	Year
ZE70-1031	CT125	20
	TRAIL125	21

* 1 It is necessary to adjust the direction of the front brake banjo bolt.



Part #	Bike	Year
ZE70-1001	CRF250L/M	12-20



Part #	Bike	Year
ZE70-1011	CROSS CUB110	13-21



Part #	Bike	Year
ZE70-1021	MONKEY 125	19-21



Part #	Bike	Year
ZE70-1401	WR250R/X	07-20



Part #	Bike	Year
ZE70-1411	SEROW250/XT250	05-20



Part #	Description
ZE70-1900	Replacement



Part #	Bike	Year
ZE70-1101	KLX250 D-TRACKER X	08-20



Part #	Bike	Year
ZE70-1111	KLX230	20

- CONTROL
- LEVER
- HANDLEBAR ACCESSORIES
- HAND GUARD
- BODY GUARD
- BODY PARTS
- FOOT PARTS
- SUSPENSION
- ACCESSORIES
- CARBON



Take the holeshot!

Easy installation!



Lock pin is made of light weight aluminum A7075-T6.



Nylon sleeve prevents scratches on the front fork.
(Excluded on some models.)



Integrated lower fork guard and lock pin for rigidity and reduced weight.



Hinge style aluminum clamp body for easy installation. Hinge pin is made of light weight, extremely durable titanium, Ti-6AL-4V.



Light weight 7075-T6 aluminum lock pin

Dust cover

Aluminum sleeve

ZETA LAUNCH CONTROL

- A hinge style aluminum clamp body for easy installation.
- The front fork does not need to be removed to install this kit.
- Comes with clamp body and integral lower fork guard. One side only.
- Hinge pin is constructed of high strength Ti-6AL-4V titanium.
- Nylon sleeve prevents front fork scratches.
- Light weight 7075-T6 aluminum lock pin.
- The integration of the lower fork guards and lock pin unit creates a rigid light weight body.
- Currently not available in the US.

* Usable front fork diameter is 53 mm to 56 mm
Usable front fork size is up to 57.5 mm without using nylon sleeve.

	Bike	Year	Part #		
			Natural	Black	White
HONDA	CR85R	03-07	ZE89-7709	ZE89-7705	-
	CR125R/250R	04-07	-	-	ZE89-7018
	CRF150R	07-21	ZE89-7709	ZE89-7705	-
	CRF250R	04-21	-	-	ZE89-7018
	CRF450R	04-21	-	-	ZE89-7018
YAMAHA	YZ85	02-18	ZE89-7709	ZE89-7705	-
	YZ125/250	08-21	-	-	ZE89-7318
	YZ250F	08-20	-	-	ZE89-7318
KAWASAKI	YZ450F	08-21	-	-	ZE89-7318
	KX85	01-13	ZE89-7709	ZE89-7705	-
	KX250F/450F	07-18	-	ZE89-7111	-
SUZUKI	KX250	19-21	-	ZE89-7111	-
	RM85	02-20	ZE89-7709	ZE89-7705	-
	RM-Z250	07-18	-	ZE89-7221	ZE89-7218
KTM	RM-Z450	08-20	-	ZE89-7221	ZE89-7218
	85/105SX	03-17	ZE89-7709	ZE89-7705	-
	125-450SX/SX-F	07-14	-	-	ZE89-7421
		15-21	-	-	ZE89-7433

Replacement lower fork guard

Bike	Color	Part #
CR125R/250R '04-07, CRF250R '04-21, CRF450R '04-20	Natural	ZE89-7901
	White	ZE89-7902
KX250F/450F '07-18, KX250 '19-21	Black	ZE89-7911
RMZ250 '07-18, RMZ450 '08-20	White	ZE89-7921
	Black	ZE89-7922
YZ125/250, YZ250F/450F '08-20	White	ZE89-7931
KTM 125-450SX/SX-F '07-14	Black	ZE89-7941
	White	ZE89-7942
KTM 125-450SX/SX-F '15-21	White	ZE89-7943
	Black	ZE89-7975
Mini Motocrosser	White	ZE89-7943
	Natural	ZE89-7979

Replacement Dust cover

Part #	Color
ZE89-7999	Black

ZETA LAUNCH CONTROL UNIVERSAL

- A universal launch control kit to fit most MX racing bikes.
- A hinge style aluminum clamp body for easy installation, no need to remove front fork to install.
- Nylon sleeve on clamp body prevents front fork scratches.
- Hinge pin used on clamp body is made of light weight and durable Ti-6AL-4V.
- Lock pin body is attached with 4 screws for secure installation on your lower fork guard.
- You can install the lock pin body at your desired position on your lower fork guard.
- Replacement rubber for lock pin is available.
- Currently not available in the US.

* Usable front fork diameter is 53 mm to 56 mm
Usable front fork size is up to 57.5 mm without using nylon sleeve.

Part #	Color
ZE89-7000	Red
ZE89-7003	Orange
ZE89-7006	Blue



Red

Blue

Orange



Orange



Blue



Red

ZETA

BILLET KIT

- Aluminum billet kit for MX and dual sport bikes.
- Buying one kit gives your bike a factory look.
- Available in red, blue and orange anodized parts kits.

Bike	Year	Parts #		
		Red	Blue	Orange
HONDA				
CRF250R	18-21	ZE51-3002	-	-
CRF250RX	18-21	ZE51-3002	-	-
CRF450R	17-20	ZE51-3032	-	-
CRF450RX	17-20	ZE51-3032	-	-
CRF250L/M #1	12-20	ZE51-3052	-	-
CRF250RALLY #1	17-20	ZE51-3062	-	-
YAMAHA				
YZ125/X	09-21	-	ZE51-3306	-
YZ250/X	09-21	-	ZE51-3306	-
YZ250F	14-21	-	ZE51-3316	-
YZ450F	14-21	-	ZE51-3316	-
YZ250FX	15-20	-	ZE51-3336	-
YZ450FX	16-21	-	ZE51-3336	-
WR250F	17-19	-	ZE51-3336	-
WR450F	16-18	-	ZE51-3336	-
WR250R/X	07-20	-	ZE51-3356	-
KAWASAKI				
KX250F	17-18	ZE51-3102	ZE51-3106	-
KX250	19-20	ZE51-3102	ZE51-3106	-
KX450F	16-18	ZE51-3102	ZE51-3106	-
SUZUKI				
RMZ250	07-20	ZE51-3202	ZE51-3206	-
RMZ450	05-20	ZE51-3202	ZE51-3206	-
RMX450Z	10-19	ZE51-3202	ZE51-3206	-
DRZ400SM	05-19	-	ZE51-3256	-
KTM				
125SX	16-21	-	-	ZE51-3433
125XC-W	17-19	-	-	ZE51-3403
150SX	16-21	-	-	ZE51-3433
150XC-W	17-20	-	-	ZE51-3403
150EXC TPI	20-21	-	-	ZE51-3403
250SX/XC	06-12	-	-	ZE51-3403
250SX	13-21	-	-	ZE51-3433
250XC/TPI	13-21	-	-	ZE51-3433
250SX-F/XC-F	07-12	-	-	ZE51-3403
250XC-W/TPI	13-21	-	-	ZE51-3433
250XCF-W	06-21	-	-	ZE51-3403
250EXC/EXC-F (SIX DAYS)	06-21	-	-	ZE51-3403
300XC/TPI	13-21	-	-	ZE51-3433
300EXC/TPI	06-21	-	-	ZE51-3403
300XC-W/TPI	06-21	-	-	ZE51-3403
350SX-F/XC-F	11-12	-	-	ZE51-3403
350XC-W/TPI	13-21	-	-	ZE51-3433
350EXC-F/XCF-W	12-21	-	-	ZE51-3403
400XC-W/EXC/EXC-R	09-11	-	-	ZE51-3403
450SX-F/XC-F	13-21	-	-	ZE51-3433
450EXC/EXC-F	07-21	-	-	ZE51-3403
450XC-W	08-16	-	-	ZE51-3403
500XC-W/XCF-W/EXC/EXC-F (SIX DAYS)	12-21	-	-	ZE51-3403
530XC-W/XCR-W/EXC-R/EXC	08-11	-	-	ZE51-3403
HUSQVARNA				
TC125 #2	16-21	-	ZE51-3506	-
TC250 #2	17-21	-	ZE51-3506	-
FC250/350/450 #2	16-21	-	ZE51-3506	-

#1 ABS not available

#2 2018 model Brembo type only



Front brake reservoir cover



Brake line clamp



Oil filler plug



Engine plug



Rear axle blocks



Rear brake reservoir cover



Air valve caps



Rim lock nuts / spacers



ZE51-3002

ZE51-3032

ZE51-3052

ZE51-3062

ZE51-3102

ZE51-3202

ZE51-3206



ZE51-3256

ZE51-3306

ZE51-3316

ZE51-3356

ZE51-3406

ZE51-3506

ZE51-3433

- CONTROL
- LEVER
- HANDLEBAR ACCESSORIES
- HAND GUARD
- BODY GUARD
- BODY PARTS
- FOOT PARTS
- SUSPENSION
- ACCESSORIES
- CARBON





Blue

Red

Black



Orange



Blue

ZETA GAS CAP [RACER]

- CNC machined aluminum gas cap.
- Beautiful anodized colors makes your bike have the Factory look.
- Comes with uni flow cap which prevents fuel back flow from the fuel tank in the event of a fall.
- Made of A7009-T6 aluminum.
- Available in Blue, Red, Orange and Black colors.



Installed on KTM

Bike	Year	Red	Blue	Black
HONDA				
CR85R	00-07	ZE87-0303	-	-
CRF150R	07-21	ZE87-0303	-	-
CRF250R	04-17	ZE87-0603	-	ZE87-0600
CRF450R	02-16	ZE87-0603	-	ZE87-0600
CRF450RX	17-18	ZE87-0603	-	ZE87-0600
XR250R	96-	ZE87-0603	-	ZE87-0600
YAMAHA				
YZ65	18-21	ZE87-2303	ZE87-2301	-
YZ85	04-21	ZE87-1503	ZE87-1501	-
YZ125/250	04-21	ZE87-1503	ZE87-1501	-
YZ250F	04-13	ZE87-1503	ZE87-1501	-
YZ450F	04-13	ZE87-1503	ZE87-1501	-
YZ125X	17-21	ZE87-1503	ZE87-1501	-
YZ250X	16-21	ZE87-1503	ZE87-1501	-
TTR50	06-20	ZE87-2303	ZE87-2301	-
TTR90	00-07	ZE87-2303	ZE87-2301	-
TTR110	08-20	ZE87-2303	ZE87-2301	-
TTR125	00-20	ZE87-2303	ZE87-2301	-
TTR230	00-20	ZE87-2303	ZE87-2301	-
KAWASAKI				
KX85/100	14-21	ZE87-1503	ZE87-1501	-
KX250	05-08	ZE87-1503	ZE87-1501	-
KLX110L	10-20	ZE87-1503	ZE87-1501	-
KX250F	06-18	ZE87-1503	ZE87-1501	-
KX250	19-21	ZE87-1503	ZE87-1501	-
KX450F	06-18	ZE87-1503	ZE87-1501	-
KX450	19-21	ZE87-1503	ZE87-1501	-
KLX450R	08-15	ZE87-1503	ZE87-1501	-
KX250X	21	ZE87-1503	ZE87-1501	-
KX450X	21	ZE87-1503	ZE87-1501	-
KFX450R	08-	ZE87-1503	ZE87-1501	-
SUZUKI				
RM85	02-19	ZE87-2303	ZE87-2301	-
RM125/250	04-08	ZE87-2303	ZE87-2301	-
RMZ250	10-18	ZE87-2303	ZE87-2301	-
	19	ZE87-1503	ZE87-1501	-
RMZ450	05-17	ZE87-2303	ZE87-2301	-
RMX450Z	18-20	ZE87-1503	ZE87-1501	-
	10-19	ZE87-2303	ZE87-2301	-
HUSQVARNA				
TC85	14-17	-	ZE87-4102	-
TC125	14-15	-	ZE87-4102	-
TC250	14-16	-	ZE87-4102	-
FC250-450	14-15	-	ZE87-4102	-
IMS TANK				
ALL	-	ZE87-0603	-	ZE87-0600
Orange				
KTM				
65SX	10-21	ZE87-4208	-	-
125-450SX/SX-F	11-12	ZE87-4208	-	-
85-450SX/SX-F	13-21	ZE87-4108	-	-
125-530				
EXC/EXC-F/XC/XC-F/XC-W/XCF-W	11-21	ZE87-4208	-	-



Installed on IMS Tank



Blue



Ti-color

ZETA GAS CAP [DUAL SPORTS]

- CNC machined aluminum gas cap for dual sport and trail models.
- Easy to install, just replace the stock fuel outer caps.
- KLX and D-TRACKER can be installed with factory key lock.
- Other models come with uni flow caps.
- Available in Blue and Titanium colors.



Installed on WR250X

Bike	Year	Blue	Ti-color
HONDA			
CRM50/80	88-99	ZE87-5101	ZE87-5106
CRM250R/AR	89-00	ZE87-5101	ZE87-5106
XR230/MOTARD	05-12	ZE87-5101	ZE87-5106
XR250/MOTARD	95-07	ZE87-5101	ZE87-5106
XR400/MOTARD	05-08	ZE87-5101	ZE87-5106
XLR250R/BAJA	87-94	ZE87-5101	ZE87-5106
YAMAHA			
DT200WR	91-94	ZE87-6101	ZE87-6106
DT230LANZA	97-99	ZE87-6101	ZE87-6106
SEROW225	93-04	ZE87-6101	ZE87-6106
TT250R	93-97	ZE87-6101	ZE87-6106
WR250R/X	07-17	ZE87-6101	ZE87-6106
KAWASAKI			
KSR110	03-08	ZE87-7101	ZE87-7106
KLX125, D-TRACKER125	10-16	ZE87-7101	ZE87-7106
KLX150BF	16	ZE87-7101	ZE87-7106
KLX150S	09-13	ZE87-7101	ZE87-7106
KLX250, D-TRACKER	01-16	ZE87-7101	ZE87-7106
SUPER SHERPA	97-07	ZE87-7101	ZE87-7106
SUZUKI			
250SB	02-06	ZE87-7101	ZE87-7106
RMX250S	92-95	ZE87-6101	ZE87-6106
DRZ400S/SM	00-19	ZE87-6101 #	ZE87-6106 #

Can not be used for US Californian models.

Bike	Year	Part number
HONDA		
CR80R	96-02	ZE59-0102
CR85R	03-07	ZE59-0102
CR125R	85-07	ZE59-0202
CR250R	85-07	ZE59-0202
CR500R	85-01	ZE59-0202
CRF150R	07-21	ZE59-0102
CRF250R	04-21	ZE59-0102
CRF450R	02-20	ZE59-0102
CRF250RX	19-21	ZE59-0102
CRF450RX	17-20	ZE59-0102
CRF250X	04-17	ZE59-0102
CRF450X	05-21	ZE59-0102
CRF450L	19-20	ZE59-0102
CRF450RL	21	ZE59-0102



Bike	Year	Part number
YAMAHA		
YZ65	18-21	ZE59-0302
YZ85	02-21	ZE59-0202
YZ125	93-21	ZE59-0302
YZ250	93-21	ZE59-0302
YZ250F	01-13	ZE59-0302
	14-18	ZE59-0402
YZ450F	03-09	ZE59-0302
	14-17	ZE59-0402
YZ125X	17-21	ZE59-0302
YZ250X	16-21	ZE59-0302
YZ250FX	15-19	ZE59-0402
YZ450FX	16-18	ZE59-0402
WR250F	15-19	ZE59-0402
WR450F	16-18	ZE59-0402
KAWASAKI		
KX65	00-21	ZE59-0202
KX80/85	91-21	ZE59-0202
KX100	95-21	ZE59-0202
KX125	92-05	ZE59-0202
KX250	92-08	ZE59-0202
KX250F	04-18	ZE59-0302
KX250	19-20	ZE59-0302
KX450F	06-18	ZE59-0302
KX450	19-20	ZE59-0402
SUZUKI		
RM125	96-08	ZE59-0302
RM250	93-08	ZE59-0302
RMZ250	07-19	ZE59-0302
RMZ450	05-20	ZE59-0302



ZETA
AIR FILTER BOLT

- CNC aluminum air filter bolts.
- Larger rounded head, with finger grooves, makes it easy to spin the filter bolt.
- Red anodized finish with laser printed logo on filter bolt head.
- Bolt shaft is made of durable stainless steel.

Bike	Year	Blue	Red	Ti-color	Gold
HONDA					
CR125R/250R	00-07	ZE88-0004	ZE88-0005	-	-
CRF250R	04-21	ZE88-0004	ZE88-0005	-	-
CRF450R	02-20	ZE88-0004	ZE88-0005	-	-
CRF250RX	19-21	ZE88-0004	ZE88-0005	-	-
CRF450RX	17-20	ZE88-0004	ZE88-0005	-	-
CRF450L	19-20	ZE88-0004	ZE88-0005	-	-
CRF450RL	21	ZE88-0004	ZE88-0005	-	-
CRF250X	04-17	ZE88-0004	ZE88-0005	-	-
CRF450X	05-21	ZE88-0004	ZE88-0005	-	-
YAMAHA					
YZ250F	06-09	ZE88-2004	ZE88-2005	-	-
	10-13	ZE88-0004	ZE88-0005	-	-
YZ450F	06-09	ZE88-2004	ZE88-2005	-	-
WR250F	07-14	ZE88-2004	ZE88-2005	-	-
WR450F	07-15	ZE88-2004	ZE88-2005	-	-
WR250R/X	07-20	ZE88-1004	ZE88-1005	-	ZE88-1007
KAWASAKI					
KX65	01-20	-	ZE88-1005	-	ZE88-1007
KX85/100	00-20	-	ZE88-1005	-	ZE88-1007
KX125/250	00-08	-	ZE88-1005	-	ZE88-1007
KX250F	04-18	-	ZE88-1005	-	ZE88-1007
KX250	19-20	-	ZE88-1005	-	ZE88-1007
KX450F	06-18	-	ZE88-1005	-	ZE88-1007
KLX450R	08-15	-	ZE88-1005	-	ZE88-1007
KLX110/L	02-20	-	ZE88-1005	-	ZE88-1007
SUZUKI					
RMZ250	04-06	ZE88-1004	ZE88-1005	-	ZE88-1007
	07-18	ZE88-3004	ZE88-3005	ZE88-3006	ZE88-3007
	05-06	ZE88-1004	ZE88-1005	-	ZE88-1007
RMZ450	07	ZE88-2004	ZE88-2005	-	-
	08-17	ZE88-3004	ZE88-3005	ZE88-3006	ZE88-3007
RMX450Z	10-19	ZE88-3004	ZE88-3005	ZE88-3006	ZE88-3007



ZETA
TANK HOLD WASHER KIT

- Aluminum washer for holding fuel tank.
- Available colors : titanium, gold, blue and red.
- Installed on your bike with OE bolt and aluminum collar that is contained in the kit.
- Washer is made of 7000 grade aluminum.



ZETA
UNI-FLOW CAP

- One way valve to prevent fuel back flow from the fuel tank in the event of a fall.
- Keeps the fuel tank air ventilated but does not let fuel flow out.
- Available in 5 beautiful anodized colors.
- Cap is made of 7000 grade aluminum.

Part #	Color
ZE93-1001	Blue
ZE93-1003	Red
ZE93-1006	Ti-color
ZE93-1007	Gold
ZE93-1010	Orange

- ZETA
- CONTROL
- LEVER
- HANDLEBAR ACCESSORIES
- HAND GUARD
- BODY GUARD
- BODY PARTS
- FOOT PARTS
- SUSPENSION
- ACCESSORIES
- CARBON

FORGED ALUMINUM KICKSTAND

Comparison when lowdowned



STOCK STAND

FORGED ALUMINIUM KICK STAND



YZ250FX



ZETA

FORGED ALUMINIUM KICK STAND

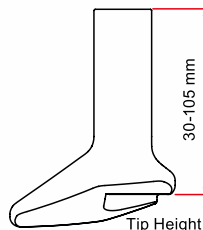
- Lines up with 25 mm shorter than the stock. (Some models have high lift standards.)
- Avoids an unstable bike even during changing of the bike height. Can also be used safely on rough roads by selecting the OPTION TIP.
- A2014 aluminum is used, maintains strength and durability.
- * The inclination varies depending on the model. If the length of the TIP does not work well, see the OPTION TIP conversion table below and change the TIP.

ZETA FORGED ALUMINIUM STAND Application

Bike	Year	Stand Length	Part #	OPTION TIP			
				-50 mm	-25 mm	±0 mm	+25 mm
HONDA							
CRF250L	12-20	-25mm	ZE56-8009	ZE56-8909	ZE56-8919	ZE56-8929	ZE56-8939
CRF250RALLY	17-20	-25mm	ZE56-8029	ZE56-8909	ZE56-8919	ZE56-8929	ZE56-8939
YAMAHA							
YZ125X	17-21	-25mm	ZE56-8659	ZE56-8909	ZE56-8919	ZE56-8929	ZE56-8939
YZ250X	16-21	-25mm	ZE56-8659	ZE56-8909	ZE56-8919	ZE56-8929	ZE56-8939
YZ250FX	15-19	-25mm	ZE56-8659	ZE56-8909	ZE56-8919	ZE56-8929	ZE56-8939
YZ450FX	16-18	-25mm	ZE56-8659	ZE56-8909	ZE56-8919	ZE56-8929	ZE56-8939
WR250F	07-19	-25mm	ZE56-8659	ZE56-8909	ZE56-8919	ZE56-8929	ZE56-8939
WR450F	07-18	-25mm	ZE56-8659	ZE56-8909	ZE56-8919	ZE56-8929	ZE56-8939
SEROW250	05-20	-25mm	ZE56-8639	ZE56-8909	ZE56-8919	ZE56-8929	ZE56-8939
		+25mm	ZE56-8649	ZE56-8909	ZE56-8919	ZE56-8929	ZE56-8939
XT250	08-21	-25mm	ZE56-8639	ZE56-8909	ZE56-8919	ZE56-8929	ZE56-8939
		+25mm	ZE56-8649	ZE56-8909	ZE56-8919	ZE56-8929	ZE56-8939
WR250R	07-20	-25mm	ZE56-8619	ZE56-8909	ZE56-8919	ZE56-8929	ZE56-8939
WR250X	07-17	±0mm	ZE56-8619	-	ZE56-8909	ZE56-8919	ZE56-8929
KAWASAKI							
KLX230	20-21	-25mm	ZE56-8219	ZE56-8909	ZE56-8919	ZE56-8929	ZE56-8939
KLX250	08-20	-25mm	ZE56-8209	ZE56-8909	ZE56-8919	ZE56-8929	ZE56-8939

Red Part number : Replacement and Option

OPTION TIP



Part #	Option Tip
ZE56-8909	30mm
ZE56-8919	55mm
ZE56-8929	80mm
ZE56-8939	105mm

SEROW250



CROSS CUB110



MONKEY125



CRF1000L



VERSYS-X250



DR-Z400SM



V-STROM250



WR250X



701 ENDURO

ZETA
SIDE STAND EXTENDER

- Kick stand extension plate provides more stability on uneven surfaces and soft ground.
- Plate back side press fit nuts provides more grip / traction even slippery road surface.
- Available for many adventure and dual sport models.

Bike	Year	Part #
HONDA		
CROSS CUB 110	18-21	ZE56-6010
MONKEY125	19-21	ZE56-6020
CT125	20	ZE56-6030
TRAIL125	21	ZE56-6030
CRF250L/M	17-20	ZE56-6050
CRF250RALLY	17-20	ZE56-6050
CRF1000L/DCT	16-19	ZE56-6080
CRF1100L AFRICA TWIN / DCT	20	ZE56-6090
CRF1100L AFRICA TWIN ADV SPORT ES / DCT	20	ZE56-6090
YAMAHA		
SEROW250	05-20	ZE56-6610
TRICKER	04-18	ZE56-6610
XT250	08-21	ZE56-6610
XT250X	06-17	ZE56-6610
WR250R/X	07-20	ZE56-6610
TENERE700	20-21	ZE56-6620
KAWASAKI		
KLX125	10-16	ZE56-6230
KLX150BF	16-18	ZE56-6230
KLX230/R	20-21	ZE56-6230
KLX250	98-20	ZE56-6230
VERSYS-X 250	17-19	ZE56-6210
VERSYS-X 300	17-21	ZE56-6210
VERSYS 1000	13-21	ZE56-6210
SUZUKI		
DRZ400S/SM	00-20	ZE56-6410
V-STROM 250	17-19	ZE56-6420
V-STROM 1000	14-19	ZE56-6420
KTM		
690 ENDURO R	12-18	ZE56-6810
	19-20	ZE56-6820
690 SMC R	12-18	ZE56-6810
	19-20	ZE56-6820
790 ADV/R	19	ZE56-6820
1090 ADV/R	17-19	ZE56-6820
1190 ADV/R	14-16	ZE56-6820
1290 S ADV R/S	15-19	ZE56-6820
HUSQVARNA		
701 ENDURO	17-19	ZE56-6810
	20	ZE56-6820
701 SUPERMOTO	16-19	ZE56-6810
	20	ZE56-6820

CONTROL



LEVER



HANDLEBAR ACCESSORIES



HAND GUARD



BODY GUARD



BODY PARTS



FOOT PARTS



SUSPENSION



ACCESSORIES




CARBON



TADASHI KUGIMURA





ZETA ALUMINUM BOLT KIT

- Aluminum bolt kit for MX and dual sport bike plastics.
- Made of 7000 grade Aluminum, around 50% lighter than stock plastic fastener bolts.
- Kit comes with front number plate, lower fork guards, radiator shrouds and side panel bolts.
- Color anodized finish for corrosion resistance, laser printed logo on flange area.
- Available for most mx racing models and dual sport models.

* Comes with illustrated installation instructions.

Bike	Year	Red	Blue	Orange	qty
CRF250R	14-17	ZE88-5042	-	-	20
H O N D A	18-21	ZE88-5052	-	-	22
	13-16	ZE88-5042	-	-	20
CRF450R	17-20	ZE88-5052	-	-	22
CRF450X	19-21	ZE88-5052	-	-	22
CRF450L	19-20	ZE88-5052	-	-	22
CRF450RL	21	ZE88-5052	-	-	22
CRF250L/M	12-20	ZE88-5142	-	-	14
CRF250RALLY	18-20	ZE88-5152	-	-	22
Y Z	08-21	-	ZE88-5646	-	17
	14-18	-	ZE88-5666	-	20
Y Z	19-21	-	ZE88-5676	-	21
	14-17	-	ZE88-5666	-	20
Y Z	18-21	-	ZE88-5676	-	21
	17-21	-	ZE88-5646	-	17
Y Z	16-21	-	ZE88-5646	-	17
	15-19	-	ZE88-5666	-	20
Y Z	20	-	ZE88-5676	-	21
	16-18	-	ZE88-5666	-	20
Y Z	19-21	-	ZE88-5676	-	21
	13-16	ZE88-5242	ZE88-5246	-	17
K X	17-18	ZE88-5262	ZE88-5266	-	25
	19-20	ZE88-5262	ZE88-5266	-	25
K X	21	ZE88-5252	ZE88-5256	-	21
	21	ZE88-5252	ZE88-5256	-	21
K X	12-15	ZE88-5242	ZE88-5246	-	17
	16-18	ZE88-5252	ZE88-5256	-	21
K X	19-21	ZE88-5252	ZE88-5256	-	21
	21	ZE88-5252	ZE88-5256	-	21
K L	08-20	ZE88-5342	ZE88-5346	-	18
	10-18	ZE88-5442	ZE88-5446	-	17
R M	19-20	-	ZE88-5456	-	22
	11-17	ZE88-5442	ZE88-5446	-	17
R M	18-20	-	ZE88-5456	-	22
	05-19	ZE88-5542	ZE88-5546	-	14
125/150	16-18	-	-	ZE88-5843	25
	17-18	-	-	ZE88-5843	25
250	16-18	-	-	ZE88-5843	25
	19-21	-	-	ZE88-5853	20
125-500	17-19	-	-	ZE88-5843	25
	20-21	-	-	ZE88-5853	20

Excluding 250/350/450/500EXC-F/XCF-W'17-20US models.



* KTM only includes brake line bolt.



ZETA KTM TAPPING SCREW BOLT SET


- Tapping bolt screw set for KTM.
- Made of 7000 grade Aluminum.
- Orange anodized finish for corrosion resistance.
- Comes in 10pc tapping screw bolt set.

* The same bolt size with KTM OE bolts. (Part no 0017060206)

Part #	Color	qty
ZE88-5893	Orange	10pcs



	Bike	Year	Red	Blue	
HONDA	CR85R/R11	97-07	ZE88-9112	-	
	CRF150R	07-21	ZE88-9112	-	
	CR125R/250R	97-07	ZE88-9102 *1	-	
	CRF250R	04-21	ZE88-9102 *1	-	
	CRF450R	02-21	ZE88-9102 *1	-	
	CRF250RX	19-21	ZE88-9102 *1	-	
	CRF450RX	17-21	ZE88-9102 *1	-	
	CRF450L	19-20	ZE88-9102 *1	-	
	CRF450RL	21	ZE88-9102 *1	-	
	CRF250X	04-19	ZE88-9102 *1	-	
	CRF450X	05-21	ZE88-9102 *1	-	
	CRM250AR	97-98	ZE88-9112	-	
	CRF150L	18	ZE88-9112	-	
	CRF250L/M	12-20	ZE88-9112	-	
	CRF250RALLY	17-20	ZE88-9112	-	
	XR250/MOTARD	03-07	ZE88-9112	-	
	XR400MOTARD	05-08	ZE88-9112	-	
	YAMAHA	YZ65	18-21	-	ZE88-9406
		YZ85	19-21	-	ZE88-9406
YZ125		91-07	-	ZE88-9416 *2	
YZ250		08-21	-	ZE88-9406	
		91-07	-	ZE88-9416 *2	
YZ250F		01-07	-	ZE88-9416 *2	
		08-21	-	ZE88-9406	
YZ450F		03-07	-	ZE88-9416 *2	
		08-21	-	ZE88-9406	
YZ125X		17-21	-	ZE88-9406	
YZ250X		16-21	-	ZE88-9406	
YZ250FX		15-20	-	ZE88-9406	
YZ450FX		16-21	-	ZE88-9406	
WR250F		01-19	-	ZE88-9416 *2	
	20	-	ZE88-9406		
	04-18	-	ZE88-9416 *2		
WR450F	19-21	-	ZE88-9406		
WR250R/X	07-20	-	ZE88-9416 *2		
KAWASAKI	KX80/85	98-13	ZE88-9202	ZE88-9206	
	KX125/250	05-08	ZE88-9202	ZE88-9206	
	KX250F	05-18	ZE88-9202	ZE88-9206	
	KX250	19-21	ZE88-9202	ZE88-9206	
	KX450F	06-18	ZE88-9202	ZE88-9206	
	KX450	19-21	ZE88-9202	ZE88-9206	
	KX250X	21	ZE88-9202	ZE88-9206	
	KX450X	21	ZE88-9202	ZE88-9206	
	KLX300R	20	ZE88-9202	ZE88-9206	
	KLX450R	08-15	ZE88-9202	ZE88-9206	
SUZUKI	KLX150BF	16-17	ZE88-9202	ZE88-9206	
	KLX250, D-TRACKER	98-20	ZE88-9202	ZE88-9206	
	RMZ250	05-06	ZE88-9202	ZE88-9206	
	RMZ450	08-20	ZE88-9302 *2	ZE88-9306 *2	
	RMX450Z	10-19	ZE88-9302 *2	ZE88-9306 *2	
	250SB	02-06	ZE88-9202	ZE88-9206	
	DRZ400SM	05-19	-	ZE88-9416 *2	
	TC50/65	17-21	-	ZE88-9506	
	TC85	14-21	-	ZE88-9506	
	TC125	14-21	-	ZE88-9506	
HUSQVARNA	TC250	14-21	-	ZE88-9506	
	FC250-450	14-21	-	ZE88-9506	
	TX125	17-19	-	ZE88-9506	
	TX300/I	17-21	-	ZE88-9506	
	FX350/450	17-21	-	ZE88-9506	
	TE125	14-16	-	ZE88-9506	
	TE150/I	17-21	-	ZE88-9506	
	TE250/I	14-21	-	ZE88-9506	
	TE300/I	14-21	-	ZE88-9506	
	FE250-501	14-21	-	ZE88-9506	
BETA	FS450	15-20	-	ZE88-9506	
	701 ENDURO	16-19	-	ZE88-9506	
	RR2T 125-300	13-19	ZE88-9202	ZE88-9206	
	RR4T 350-500	13-19	ZE88-9202	ZE88-9206	
X-TRAINER	15-18	ZE88-9202	ZE88-9206		

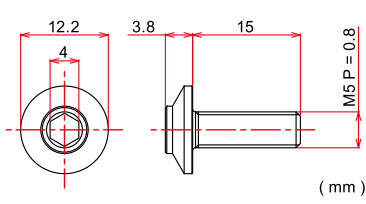


ZETA FORK GUARD BOLT

- Made of light weight aluminum to make front fork bottom area lighter.
- Beautiful anodized color with ZETA laser print logo. (Excluding some part numbers.)
- Available for specific models, not only Japanese, but also KTM and Husqvarna.
- *1 CRF bolt kit, ZE88-9102 comes with disc guard bolts.
- *2 Does not come with laser print logo.



Bike	Year	Orange
50SX	12-20	ZE88-9503
65SX	02-21	ZE88-9503
85SX	03-21	ZE88-9503
KTM125-530SX/SX-F/XC/XC TPI/XC-F/EXC/EXC TPI/EXC-F/XC-W/XC-W TPI/XCF-W	00-21	ZE88-9503
FREERIDE 250F	18-19	ZE88-9503
FREERIDE 250R	14-17	ZE88-9503
FREERIDE 350	12-17	ZE88-9503
690ENDURO/R	08-18	ZE88-9503



ZETA SCREEN BOLT KIT

- High strength aluminum alloy and anodized finish.
- Easily reduce weight, and dress-up by simply replacing the stock bolt.
- Two colors options, black and red, easy to match to any models.

Part #	Black	Red	pcs
ZS88-1040	ZS88-1042		4
ZS88-1060	ZS88-1062		6



CONTROL



LEVER



HANDLEBAR ACCESSORIES



HAND GUARD



BODY GUARD



BODY PARTS



FOOT PARTS



SUSPENSION



ACCESSORIES



CARBON





ZETA WHEEL SPACER

- Anodized wheel spacers, available in blue, red and orange.
- Ribs keeps spacer on the wheels for easy maintenance. (Excluding some models)
- Made of 7000 grade aluminum with hard anodized finish.
- Lighter and more durable than stock spacers.
- Spacers available for MX racers, Mini-Moto and trail models.
- Front and rear spacers sold separately.
- Left and right side spacers sold in pairs. (Excluding some models)



Dual Sports Bike	Year	Color	Part #	
			Front	Rear
HONDA				
CRF250L/M	12-16	Red	ZE93-3081	-
XR50MOTARD/100MOTARD	05-08	Red	ZE93-3041	ZE93-3131
KAWASAKI				
KLX250, D-TRACKER/X	98-07	-	-	ZE93-3321 #3
	08-16	Red	ZE93-3231	ZE93-3321 #3
KLX300R	96	-	-	ZE93-3321 #3
SUZUKI				
250SB	02-06	Red	-	ZE93-3321 #3

#3 Model can not be used with stock dust cover

Racer Bike	Year	Color	Part #		
			Front	Rear	
HONDA					
CR125R/250R	02-03	Red	-	ZE93-3151	
	04-07		ZE93-3071 #1	ZE93-3151	
	04-08		ZE93-3071 #1	ZE93-3151	
CRF250R	09-12		ZE93-3071 #2	ZE93-3151	
	13-21		ZE93-3071 #1	ZE93-3151	
	02-03		-	ZE93-3151	
CRF450R	04-08		ZE93-3071 #1	ZE93-3151	
	09-12		ZE93-3071 #2	ZE93-3151	
	13-21		ZE93-3071 #1	ZE93-3151	
CRF250RX	19-21		ZE93-3071 #1	ZE93-3151	
CRF450RX	17-21		ZE93-3071 #1	ZE93-3151	
CRF450L	19-20		ZE93-3071 #1	ZE93-3151	
CRF450RL	21	ZE93-3071 #1	ZE93-3151		
CRF250X/450X	04-17	-	ZE93-3151		
CRF450X	19-21	ZE93-3071 #1	ZE93-3151		
YAMAHA					
YZ125/250	02-07	Blue	-	ZE93-3712 #1	
	08-21		ZE93-3612	ZE93-3712 #1	
	03-06		-	ZE93-3712 #1	
YZ250F	07-08		ZE93-3612	ZE93-3712 #1	
	09-13		ZE93-3612	ZE93-3752 #1	
	14-21		ZE93-3672	ZE93-3752 #1	
	03-07		-	ZE93-3712 #1	
YZ450F	08		ZE93-3612	ZE93-3712 #1	
	09-13		ZE93-3612	ZE93-3752 #1	
	14-21		ZE93-3672	ZE93-3752 #1	
	17-21		ZE93-3612	ZE93-3712 #1	
YZ125X	16-21		ZE93-3612	ZE93-3712 #1	
YZ250X	15-20	ZE93-3672	ZE93-3712 #1		
YZ250FX	16-21	ZE93-3672	ZE93-3712 #1		
YZ450FX	03	-	ZE93-3712 #1		
WR250F	06-19	-	ZE93-3712 #1		
	20	ZE93-3672	ZE93-3712 #1		
WR450F	06-18	-	ZE93-3712 #1		
	19-20	ZE93-3672	ZE93-3712 #1		
YZ250F	09-13	Red	-	ZE93-3751 #1	
	14-21		-	ZE93-3751 #1	
YZ450F	09-13		-	ZE93-3751 #1	
	14-21		-	ZE93-3751 #1	
KAWASAKI					
KX85/100	01-21		Red	ZE93-3261 #1	-
KX125/250	06-08	ZE93-3211		-	
KX250F	06-18	ZE93-3211		-	
KX250	19-20	ZE93-3211		-	
KX450F	06-18	ZE93-3211		-	
SUZUKI					
RMZ250	07-12	Red	ZE93-3411	ZE93-3511	
	13-20		ZE93-3411	ZE93-3511 #1	
RMZ450	05-12		ZE93-3411	ZE93-3511 #1	
	13-20		ZE93-3411	ZE93-3511 #1	
RMX450Z	10-19		ZE93-3411	ZE93-3511	
KTM					
85SX	12-21	Orange	-	ZE93-3864	
125-530SX/SX-F/XC-F	03-12		ZE93-3814	ZE93-3864	
125-450SX/SX-F/XC-F	13-14		ZE93-3814	ZE93-3884	
125-450SX/SX-F	15-21		ZE93-3824	ZE93-3884	
125-530EXC/EXC-F/EXC-W/ XC-W/SMR	03-15		ZE93-3814	ZE93-3864	
125-500EXC/EXC-F/EXC-W/XC-W	16-21		ZE93-3824	ZE93-3864	
FREERIDE250R/350	12-17		-	ZE93-3864	
FREERIDE250F	18-20		-	ZE93-3864	
FREERIDE E-XC	15-20		-	ZE93-3864	

#1 Model can not be used with stock dust cover
#2 Model can not be used with stock disk cover



ZETA SPEED METER GEAR CANCELLER

- Speedometer cable gear cancelling spacer for Yamaha WRF.
- Useful when removing speed meter from the front wheel.
- Blue anodized finish.

Bike	Year	Part #	Color
WR250F	06-19	ZE93-4626	Blue
WR450F	06-18	ZE93-4626	

Bike	Year	Color	Part #
HONDA			
CR125R/250R	05-07	Red	ZE93-2102
CRF250R	05-21		ZE93-2102
CRF450R	05-20		ZE93-2102
CRF250RX	19-21		ZE93-2102
CRF450RX	17-20		ZE93-2102
CRF450L	19-20		ZE93-2102
CRF450RL	21		ZE93-2102
CRF250X	06-17		ZE93-2102
CRF450X	05-21		ZE93-2102
YAMAHA			
YZ125/250	99-21	Blue	ZE93-2416
YZ250F	06-08		ZE93-2416
	09-21		ZE93-2406
YZ450F	06-08		ZE93-2416
	09-21		ZE93-2406
YZ125X	17-21		ZE93-2416
YZ250X	16-21		ZE93-2416
YZ250FX	15-20		ZE93-2416
YZ450FX	16-21		ZE93-2416
WR250F	05-20		ZE93-2416
WR450F	05-21	ZE93-2416	
KAWASAKI			
KX125/250	03-08	Red	ZE93-2202
KX250F	04-18		ZE93-2202
KX250	19-21		ZE93-2202
KX250X	21		ZE93-2202
KX450F	06-18		ZE93-2202
KX450	19-21		ZE93-2202
KX450X	21		ZE93-2202
KLX450R	18-20		ZE93-2202
SUZUKI			
RMZ250	04-20	Red	ZE93-2302
RMZ450	08-20		ZE93-2302
KTM			
125-250SX/XC	13-21	Orange	ZE93-2503
250-450SX-F/XC-F	13-21		ZE93-2503
125-530SX/SX-F/XC/XC-F	08-12		ZE93-2513
125-530EXC/EXC TPI/EXC-F/XC-W/XC-W TPI/XCF-W	08-21		ZE93-2513



ZETA
FAST REAR WHEEL SPACER

- Unique tapered design rear wheel spacers.
- Wheel spacers do not come off the hub during wheel installation because of its tapered design.
- Protects wheel dust seals and bearings from mud and dirt.
- Made of aircraft grade aluminum and anodized finish.
- ZETA laser etching logo on side body, comes in pairs.



CRF250R



FRONT



REAR

ZETA
UNIVERSAL AXLE PULL

- High grade aluminum 7000 grade aluminum is used in the lever portion, CNC processing for light design.
- Allows to remove and install a wheel quickly.
- Effectively and accurately works to reduce the waste time for on-time-enduro.
- The included rubber band is available for the inner diameter of the axle shaft from 12.5 mm to 26 mm.

Part # **ZE90-5000** Ti-color



Blue Riders with YAMALUBE
YUTARO UCHIYAMA

ZETA

CONTROL

LEVER

HANDLEBAR ACCESSORIES

HAND GUARD

BODY GUARD

BODY PARTS

FOOT PARTS

SUSPENSION

ACCESSORIES

CARBON

77



ZETA REAR AXLE BLOCKS

- CNC machined anodized axle blocks.
- Rotate using the forward and reverse positions, able to offset axle shaft 13 mm in reverse position. (Mini size is 11 mm)
- Scales on both sides of axle block for easy adjusting.



	Bike	Year	Red	Blue	Ti-color
HONDA	CR125R/CR250R	02-07	ZE93-5013	-	-
	CRF250R	04-21	ZE93-5013	-	-
	CRF450R	02-21	ZE93-5013	-	-
	CRF250RX	19-21	ZE93-5013	-	-
	CRF450RX	17-20	ZE93-5013	-	-
	CRF250X	04-17	ZE93-5013	-	-
	CRF450X	05-21	ZE93-5013	-	-
	CRF250L/M	12-20	ZE93-5063	-	-
	CRF250RALLY	17-20	ZE93-5063	-	-
	CRF450L	19-20	ZE93-5013	-	-
	CRF450RL	21	ZE93-5013	-	-
YAMAHA	YZ125/250	02-21	-	ZE93-5312	-
		02-08	-	ZE93-5312	-
	YZ250F	09-11	ZE93-5333	ZE93-5332	-
		12-21	ZE93-5343	ZE93-5342	-
		03-08	-	ZE93-5312	-
	YZ450F	09	ZE93-5333	ZE93-5332	-
		10-21	ZE93-5343	ZE93-5342	-
	YZ125X	17-21	-	ZE93-5312	-
	YZ250X	16-21	-	ZE93-5312	-
	YZ250FX	15-20	-	ZE93-5312	-
YZ450FX	16-21	-	ZE93-5312	-	
WR250F	02-20	-	ZE93-5312	-	
WR450F	04-21	-	ZE93-5312	-	
WR250R/X	07-20	-	ZE93-5312	-	
KAWASAKI	KX85/100	01-21	ZE93-5133	ZE93-5132	-
	KX125/250	03-08	ZE93-5113	ZE93-5112	ZE93-5120 #
		04-16	ZE93-5113	ZE93-5112	ZE93-5120 #
	KX250F	17-18	ZE93-5143 #	ZE93-5142 #	-
		19-21	ZE93-5143 #	ZE93-5142 #	-
	KX450F	06-15	ZE93-5113	ZE93-5112	ZE93-5120 #
		16-18	ZE93-5143 #	ZE93-5142 #	-
	KX450	19-20	ZE93-5143 #	ZE93-5142 #	-
	KX250X	21	ZE93-5143 #	ZE93-5142 #	-
	KX450X	21	ZE93-5143 #	ZE93-5142 #	-
SUZUKI	KLX450R	08-15	ZE93-5113	ZE93-5112	ZE93-5120 #
	RMZ250	04-20	ZE93-5113	ZE93-5112	ZE93-5120 #
	RMZ450	05-20	ZE93-5113	ZE93-5112	ZE93-5120 #
	RMX450Z	10-19	ZE93-5113	ZE93-5112	ZE93-5120 #
	DRZ400SM	05-19	-	ZE93-5252	-
		14	-	ZE93-5422	-
HUSAVARNA	TC85	15-21	-	ZE93-5442	-
	TC125	14-15	-	ZE93-5422	-
		16-21	-	ZE93-5412	-
		14-16	-	ZE93-5422	-
	TC250	17-21	-	ZE93-5412	-
		14-17	-	ZE93-5422	-
	TX125	17-19	-	ZE93-5422	-
		17-21	-	ZE93-5412	-
	TX300	14-15	-	ZE93-5422	-
		16-21	-	ZE93-5412	-
FC350	14-15	-	ZE93-5422	-	
	16-21	-	ZE93-5412	-	
	14-15	-	ZE93-5422	-	
	FC250/450	15 (US)	-	ZE93-5412	-
		16-21	-	ZE93-5412	-
FE250-501	14-21	-	ZE93-5422	-	
	17-21	-	ZE93-5412	-	

Different shape from conventional products (KTM shape)

	Bike	Year	Orange
KTM	65SX	98-15	ZE93-5437
		16-21	ZE93-5457
	85SX	03-14	ZE93-5427
		15-21	ZE93-5447
	125-450SX/SX-F/XC/XC-F	-12	ZE93-5427
		00-21	ZE93-5427
	125-530EXC/EXC-F/XC-W/XCF-W	13-21	ZE93-5417
	125-450SX/SX-F/XC/XC-F	18-19	ZE93-5447
	FREERIDE 250F	14-17	ZE93-5447
	FREERIDE 250R	12-17	ZE93-5447



ZETA REAR AXLE SLIDER

- Protects rear axle shaft and nut from damage when falling down.
- Made of 7000 grade aluminum with color anodized finish, covered by POM material.

Part #	Kit contents
ZE93-6990	2 pcs / pack



	Year	Black	Blue
YAMAHA			
WR250R/X	07-20	-	ZE93-6753
KAWASAKI			
KLX250, D-TRACKER	08-20	ZE93-6350	-
KLX300R	20	ZE93-6350	-
SUZUKI			
DRZ400SM	05-19	ZE93-6550	-



ZEETA BRAKE LINE CLAMP

Red

Blue

- Light weight and durable brake line clamp.
- Strongly clamp your brake line while reducing bike weight.
- Available in red and blue anodized colors.
- Made of 7000 grade aluminum.

Bike	Year	Parts #	
		Red	Blue
CR80R/85R	96-07	ZE92-0106	ZE92-0107
CR125/250R	90-03	ZE92-0106	ZE92-0107
CRF150R	04-07	ZE92-0206	ZE92-0207
CRF250R	07-21	ZE92-0106	ZE92-0107
CRF450R	04-21	ZE92-0206	ZE92-0207
CRF450R	02-03	ZE92-0106	ZE92-0107
CRF250RX	04-21	ZE92-0206	ZE92-0207
CRF450RX	19-21	ZE92-0206	ZE92-0207
CRF250X	17-21	ZE92-0206	ZE92-0207
CRF450X	06-17	ZE92-0206	ZE92-0207
CRF250F	05-17	ZE92-0206	ZE92-0207
CRF250F	19-21	ZE92-0106	ZE92-0107
CRM250R/AR	91-98	ZE92-0106	ZE92-0107
CRF150L	18	ZE92-0206	ZE92-0207
CRF250L/M * ABS not available.	12-20	ZE92-0206	ZE92-0207
CRF250RALLY * ABS not available.	17-20	ZE92-0206	ZE92-0207
XR250/BAJA/MOTARD	95-07	ZE92-0106	ZE92-0107
XR400MOTARD	05-08	ZE92-0106	ZE92-0107
RM85	02-17	ZE92-2106	ZE92-2107
RM125/250	01-13	ZE92-2106	ZE92-2107
RMZ250	04-20	ZE92-2106	ZE92-2107
RMZ450	05-20	ZE92-2106	ZE92-2107
RMX450Z	10-19	ZE92-2106	ZE92-2107
DRZ400SM	04-19	ZE92-2106	ZE92-2107

Bike	Year	Parts #	
		Red	Blue
YZ65	18-21	ZE92-0206	ZE92-0207
YZ85	19-21	ZE92-0206	ZE92-0207
YZ125/250	05-08	ZE92-4106	ZE92-4107
	09-21	ZE92-0206	ZE92-0207
YZ250F	05-08	ZE92-4106	ZE92-4107
	09-20	ZE92-0206	ZE92-0207
YZ450F	05-08	ZE92-4106	ZE92-4107
	09-21	ZE92-0206	ZE92-0207
YZ125X	17-21	ZE92-0206	ZE92-0207
YZ250X	16-21	ZE92-0206	ZE92-0207
YZ250FX	15-20	ZE92-0206	ZE92-0207
YZ450FX	16-21	ZE92-0206	ZE92-0207
WR250F	05-19	ZE92-4106	ZE92-4107
WR450F	05-18	ZE92-4106	ZE92-4107
WR250R/X	07-20	ZE92-4106	ZE92-4107
KX65	00-21	ZE92-2106	ZE92-2107
KX80/85/100	89-21	ZE92-2106	ZE92-2107
KX125/250	92-08	ZE92-2106	ZE92-2107
KX250F	04-18	ZE92-2106	ZE92-2107
KX250	19-21	ZE92-2106	ZE92-2107
KX450F	06-18	ZE92-2106	ZE92-2107
KX450	19-21	ZE92-2106	ZE92-2107
KX250X	21	ZE92-2106	ZE92-2107
KX450X	21	ZE92-2106	ZE92-2107
KLX450R	08-15	ZE92-2106	ZE92-2107
KLX125, D-TRACKER125	10-16	ZE92-2106	ZE92-2107
KLX150BF	16-17	ZE92-2106	ZE92-2107



Blue

Red

ZEETA REAR BRAKE CLEVIS

- The high rigid and light weight design, provides better control of the rear brake.
- Clevis body is made of 7000 grade aluminum.
- Comes with a specially designed stainless steel pin.
- Available in red and blue anodized colors.

Bike	Year	Parts #		
		Red	Blue	Black
CR80R/85R	96-07	ZE89-5045	-	-
CR125/250R	02-07	ZE89-5015	ZE89-5014	-
CRF150R	07-21	ZE89-5015	ZE89-5014	-
CRF250R	04-21	ZE89-5015	ZE89-5014	-
CRF450R	02-21	ZE89-5015	ZE89-5014	-
CRF250RX	19-21	ZE89-5015	ZE89-5014	-
CRF450RX	17-21	ZE89-5015	ZE89-5014	-
CRF450L	19-20	ZE89-5015	ZE89-5014	-
CRF450RL	21	ZE89-5015	ZE89-5014	-
CRF250X	04-17	ZE89-5015	ZE89-5014	-
CRF450X	05-21	ZE89-5015	ZE89-5014	-
CRF250F	19-21	ZE89-5015	ZE89-5014	-
CRM250R/AR	89-98	ZE89-5045	-	-
CT125	20	ZE89-5045	-	-
TRAIL125	21	ZE89-5045	-	-
CRF150L	18	ZE89-5045	-	-
CRF250L/M	12-20	ZE89-5045	-	-
CRF250RALLY	17-20	ZE89-5045	-	-
XR50/XR100MOTARD	05-07	ZE89-5045	-	-
XR230/MOTARD	05-12	ZE89-5045	-	-
XR250/MOTARD	95-07	ZE89-5045	-	-
XR400MOTARD	05-08	ZE89-5045	-	-
XR650R	00-07	ZE89-5045	-	-
TRX450R/ER	04-09	ZE89-5045	-	-
TRX400EX	00-08	ZE89-5045	-	-
YZ65	18-21	ZE89-5035	ZE89-5034	ZE89-5030
YZ80/85	94-21	ZE89-5035	ZE89-5034	ZE89-5030
YZ125/250	03-21	ZE89-5135	ZE89-5134	-
YZ250F	03-21	ZE89-5135	ZE89-5134	-
YZ450F	03-21	ZE89-5135	ZE89-5134	-
YZ125X	17-21	ZE89-5135	ZE89-5134	-
YZ250X	16-21	ZE89-5135	ZE89-5134	-
YZ250FX	15-20	ZE89-5135	ZE89-5134	-
YZ450FX	16-21	ZE89-5135	ZE89-5134	-
WR250F	03-20	ZE89-5135	ZE89-5134	-
WR450F	03-21	ZE89-5135	ZE89-5134	-
SEROW225/W/WE	93-04	ZE89-5035	ZE89-5034	ZE89-5030
SEROW250	05-20	ZE89-5035	ZE89-5034	ZE89-5030
TRICKER	04-18	ZE89-5035	ZE89-5034	ZE89-5030
WR250R/X	07-20	ZE89-5155	ZE89-5154	-
XT250X	06-17	ZE89-5035	ZE89-5034	ZE89-5030
YF2450	04-10	ZE89-5035	ZE89-5034	ZE89-5030
RAPTER700R	06-09	ZE89-5035	ZE89-5034	ZE89-5030
RAPTER660R	01-05	ZE89-5035	ZE89-5034	ZE89-5030
RAPTER350	04-09	ZE89-5035	ZE89-5034	ZE89-5030

Bike	Year	Parts #	
		Red	Blue
KX65	03-21	ZE89-5125	ZE89-5124
KX80/85/100	98-21	ZE89-5115	ZE89-5114
	02	ZE89-5125	ZE89-5124
KX125	03-08	ZE89-5115	ZE89-5114
	03-04	ZE89-5115	ZE89-5114
KX250	05-08	ZE89-5125	ZE89-5124
KX250F	04-18	ZE89-5125	ZE89-5124
KX250	19-21	ZE89-5125	ZE89-5124
KX450F	06-18	ZE89-5125	ZE89-5124
KX450	19-21	ZE89-5125	ZE89-5124
KX250X	21	ZE89-5125	ZE89-5124
KX450X	21	ZE89-5125	ZE89-5124
KLX300R	20	ZE89-5125	ZE89-5124
KLX450R	08-15	ZE89-5125	ZE89-5124
D-TRACKER125	10-16	ZE89-5115	ZE89-5114
KLX125	10-16	ZE89-5115	ZE89-5114
KLX150BF	16-17	ZE89-5115	ZE89-5114
KLX150L	15-18	ZE89-5115	ZE89-5114
KLX150S	09-13	ZE89-5115	ZE89-5114
KLX230	20	ZE89-5115 #1	ZE89-5114 #1
KLX230R	21	ZE89-5115 #1	ZE89-5114 #1
D-TRACKER	98-16	ZE89-5115	ZE89-5114
KLX250	93-20	ZE89-5115	ZE89-5114
KFX450R	08-10	ZE89-5125	ZE89-5124
VERSYS-X250/TOURER	17-20	ZE89-5035	ZE89-5034
RM80/85	98-17	ZE89-5115	ZE89-5114
RM125/250	01-13	ZE89-5115	ZE89-5114
	04-06	ZE89-5125	ZE89-5124
RMZ250	07-18	ZE89-5135	ZE89-5134
	19-20	ZE89-5135 #1	ZE89-5134 #1
RMZ450	05-17	ZE89-5135	ZE89-5134
	18-20	ZE89-5135 #1	ZE89-5134 #1
RMX450Z	10-19	ZE89-5135	ZE89-5134
RMX250S/R	93-98	ZE89-5115	ZE89-5114
DRZ400S/R	00-19	ZE89-5115	ZE89-5114
DRZ400SM	05-19	ZE89-5115	ZE89-5114
250SB	02-06	ZE89-5115	ZE89-5114
LT-R450	06-09	ZE89-5115	ZE89-5114
RR2T 250-300	13-18	ZE89-5125	ZE89-5124
RR4T 350-500	13-18	ZE89-5125	ZE89-5124
X-TRAINER	15-18	ZE89-5125	ZE89-5124

#1 When the brake pedal is set higher than the standard, there is a limit from the stock adjustment range.



CONTROL

LEVER

HANDLEBAR ACCESSORIES

HAND GUARD

BODY GUARD

BODY PARTS

FOOT PARTS

SUSPENSION

ACCESSORIES

CARBON



FRONT AXLE NUT



Red

REAR AXLE NUT



H-Blue

Orange

REAR AXLE NUT SELF LOCK



Green

Blue

Red



ZETA

AXLE NUT / BOLT

- Light weight durable aluminum axle shaft nut and bolt .
- Made of aircraft 7000 grade aluminum with anodized finish.
- Self lock nut design. (Except front and KTM / Husqvarna rear axle nut .)
- Color anodized finish, available blue, red, orange, green and Husqvarna blue.
- ZETA laser printed logo.

Bolt/nut size **Pitch** **Tool size** **Height** **Self lock**

M20 × P1.5 - 30 H13L

FRONT AXLE NUT						
Bike	Year	size	Red	Green	Blue	
CR125R	02-07	M16×P1.5-22 H11	ZE93-8012	-	ZE93-8016	
CR250R	02-07	M16×P1.5-22 H11	ZE93-8012	-	ZE93-8016	
CRF250R	04-21	M16×P1.5-22 H11	ZE93-8012	-	ZE93-8016	
CRF450R	02-21	M16×P1.5-22 H11	ZE93-8012	-	ZE93-8016	
CRF250RX	19-21	M16×P1.5-22 H11	ZE93-8012	-	ZE93-8016	
H CRF450RX	17-21	M16×P1.5-22 H11	ZE93-8012	-	ZE93-8016	
O CRF250X	04-17	M16×P1.5-22 H11	ZE93-8012	-	ZE93-8016	
N CRF450X	05-21	M16×P1.5-22 H11	ZE93-8012	-	ZE93-8016	
D CRF450L	19-20	M16×P1.5-22 H11	ZE93-8012	-	ZE93-8016	
A CRF450RL	21	M16×P1.5-22 H11	ZE93-8012	-	ZE93-8016	
CRF1000LAFRICA TWIN	16-19	M16×P1.5-22 H11	ZE93-8012	-	ZE93-8016	
CRF1100L AFRICA TWIN/DCT	20	M16×P1.5-22 H11	ZE93-8012	-	ZE93-8016	
CRF1100L AFRICA TWIN ADV SPORTS ES/DCT	20	M16×P1.5-22 H11	ZE93-8012	-	ZE93-8016	
YZ125	05-21	M16×P1.5-22 H11	ZE93-8012	-	ZE93-8016	
YZ250	05-21	M16×P1.5-22 H11	ZE93-8012	-	ZE93-8016	
YZ250F	05-13	M16×P1.5-22 H11	ZE93-8012	-	ZE93-8016	
	14-21	M18×P1.5-24 H9	-	ZE93-8035	ZE93-8036	
Y YZ450F	05-13	M16×P1.5-22 H11	ZE93-8012	-	ZE93-8016	
	14-21	M18×P1.5-24 H9	-	ZE93-8035	ZE93-8036	
A YZ125X	17-21	M16×P1.5-22 H11	ZE93-8012	-	ZE93-8016	
M YZ250X	16-21	M16×P1.5-22 H11	ZE93-8012	-	ZE93-8016	
A YZ250FX	15-21	M18×P1.5-24 H9	-	ZE93-8035	ZE93-8036	
H YZ450FX	16-21	M18×P1.5-24 H9	-	ZE93-8035	ZE93-8036	
A WR250F	06-19	M16×P1.5-22 H11	ZE93-8012	-	ZE93-8016	
	20	M18×P1.5-24 H9	-	ZE93-8035	ZE93-8036	
WR450F	06-18	M16×P1.5-22 H11	ZE93-8012	-	ZE93-8016	
	19-21	M18×P1.5-24 H9	-	ZE93-8035	ZE93-8036	
WR250R	07-17	M16×P1.5-22 H11	ZE93-8012	-	ZE93-8016	
WR250X	07-17	M16×P1.5-22 H11	ZE93-8012	-	ZE93-8016	
KX125	99-03	M16×P1.5-22 H11	ZE93-8012	-	ZE93-8016	
	04-08	M18×P1.5-24 H9	-	ZE93-8035	ZE93-8036	
K A KX250	99-03	M16×P1.5-22 H11	ZE93-8012	-	ZE93-8016	
	04-08	M18×P1.5-24 H9	-	ZE93-8035	ZE93-8036	
W KX250F	04-18	M18×P1.5-24 H9	-	ZE93-8035	ZE93-8036	
A KX250	19-21	M18×P1.5-24 H9	-	ZE93-8035	ZE93-8036	
S KX250X	21	M18×P1.5-24 H9	-	ZE93-8035	ZE93-8036	
A KX450F	06-18	M18×P1.5-24 H9	-	ZE93-8035	ZE93-8036	
K KX450	19-21	M18×P1.5-24 H9	-	ZE93-8035	ZE93-8036	
I KX450X	21	M18×P1.5-24 H9	-	ZE93-8035	ZE93-8036	
KLX450R	08-19	M18×P1.5-24 H9	-	ZE93-8035	ZE93-8036	
S RM-Z250	04-20	M18×P1.5-24 H9	-	ZE93-8035	ZE93-8036	
U RM-Z450	05-20	M18×P1.5-24 H9	-	ZE93-8035	ZE93-8036	
Z RMX450Z	10-17	M18×P1.5-24 H9	-	ZE93-8035	ZE93-8036	
U DR-Z400R	00-04	M18×P1.5-24 H9	-	ZE93-8035	ZE93-8036	
K DR-Z400E	00-06	M18×P1.5-24 H9	-	ZE93-8035	ZE93-8036	
I DR-Z400S	00-17	M18×P1.5-24 H9	-	ZE93-8035	ZE93-8036	
	05-17	M18×P1.5-24 H9	-	ZE93-8035	ZE93-8036	

FRONT AXLE BOLT



H-Blue

Orange

FRONT AXLE BOLT					
Bike	Year	size	Orange	H-Blue	
85SX	12-21	M20×P1.5-19 H21	ZE93-8073	ZE93-8079	
125SX	15-21	M20×P1.5-19 H21	ZE93-8073	ZE93-8079	
150SX	15-21	M20×P1.5-19 H21	ZE93-8073	ZE93-8079	
250SX	15-21	M20×P1.5-19 H21	ZE93-8073	ZE93-8079	
250SX-F	15-21	M20×P1.5-19 H21	ZE93-8073	ZE93-8079	
350SX-F	15-21	M20×P1.5-19 H21	ZE93-8073	ZE93-8079	
450SX-F	15-21	M20×P1.5-19 H21	ZE93-8073	ZE93-8079	
125EXC	16	M20×P1.5-19 H21	ZE93-8073	ZE93-8079	
150EXC	20-21	M20×P1.5-19 H21	ZE93-8073	ZE93-8079	
200EXC	16	M20×P1.5-19 H21	ZE93-8073	ZE93-8079	
250EXC	16-21	M20×P1.5-19 H21	ZE93-8073	ZE93-8079	
300EXC	16-21	M20×P1.5-19 H21	ZE93-8073	ZE93-8079	
250EXC-F	16-21	M20×P1.5-19 H21	ZE93-8073	ZE93-8079	
350EXC-F	16-21	M20×P1.5-19 H21	ZE93-8073	ZE93-8079	
450EXC-F	16-21	M20×P1.5-19 H21	ZE93-8073	ZE93-8079	
500EXC	16-21	M20×P1.5-19 H21	ZE93-8073	ZE93-8079	
K 125XC-W	17-19	M20×P1.5-19 H21	ZE93-8073	ZE93-8079	
M 150XC-W	17-21	M20×P1.5-19 H21	ZE93-8073	ZE93-8079	
T 200XC-W	16	M20×P1.5-19 H21	ZE93-8073	ZE93-8079	
S 250XC-W	16-21	M20×P1.5-19 H21	ZE93-8073	ZE93-8079	
U 300XC-W	16-21	M20×P1.5-19 H21	ZE93-8073	ZE93-8079	
I 450XC-W	16	M20×P1.5-19 H21	ZE93-8073	ZE93-8079	
	16	M20×P1.5-19 H21	ZE93-8073	ZE93-8079	
	16	M20×P1.5-19 H21	ZE93-8073	ZE93-8079	
	16	M20×P1.5-19 H21	ZE93-8073	ZE93-8079	
	16	M20×P1.5-19 H21	ZE93-8073	ZE93-8079	
	16-21	M20×P1.5-19 H21	ZE93-8073	ZE93-8079	
	20-21	M20×P1.5-19 H21	ZE93-8073	ZE93-8079	
	21	M20×P1.5-19 H21	ZE93-8073	ZE93-8079	
	15-21	M20×P1.5-19 H21	ZE93-8073	ZE93-8079	
	15-21	M20×P1.5-19 H21	ZE93-8073	ZE93-8079	
	15-21	M20×P1.5-19 H21	ZE93-8073	ZE93-8079	
	15-21	M20×P1.5-19 H21	ZE93-8073	ZE93-8079	
	15-21	M20×P1.5-19 H21	ZE93-8073	ZE93-8079	
	15-21	M20×P1.5-19 H21	ZE93-8073	ZE93-8079	
	15-21	M20×P1.5-19 H21	ZE93-8073	ZE93-8079	
	15-21	M20×P1.5-19 H21	ZE93-8073	ZE93-8079	

FRONT AXLE BOLT					
Bike	Year	size	Orange	H-Blue	
TC85	14-21	M20×P1.5-19 H21	ZE93-8073	ZE93-8079	
TC125	15-21	M20×P1.5-19 H21	ZE93-8073	ZE93-8079	
TC250	15-21	M20×P1.5-19 H21	ZE93-8073	ZE93-8079	
FC250	15-21	M20×P1.5-19 H21	ZE93-8073	ZE93-8079	
FC350	15-21	M20×P1.5-19 H21	ZE93-8073	ZE93-8079	
FC450	15-21	M20×P1.5-19 H21	ZE93-8073	ZE93-8079	
TE125	16	M20×P1.5-19 H21	ZE93-8073	ZE93-8079	
TE150	17-21	M20×P1.5-19 H21	ZE93-8073	ZE93-8079	
TE250	16-21	M20×P1.5-19 H21	ZE93-8073	ZE93-8079	
TE300	16-21	M20×P1.5-19 H21	ZE93-8073	ZE93-8079	
FE250	16-21	M20×P1.5-19 H21	ZE93-8073	ZE93-8079	
FE350	16-21	M20×P1.5-19 H21	ZE93-8073	ZE93-8079	
FE450	16-21	M20×P1.5-19 H21	ZE93-8073	ZE93-8079	
FE501	16-21	M20×P1.5-19 H21	ZE93-8073	ZE93-8079	
TX125	17-19	M20×P1.5-19 H21	ZE93-8073	ZE93-8079	
TX300	17-21	M20×P1.5-19 H21	ZE93-8073	ZE93-8079	
FX350	17-21	M20×P1.5-19 H21	ZE93-8073	ZE93-8079	
FX450	17-21	M20×P1.5-19 H21	ZE93-8073	ZE93-8079	

CONTROL



LEVER



HANDLEBAR ACCESSORIES



HAND GUARD



BODY GUARD



BODY PARTS



FOOT PARTS



SUSPENSION



ACCESSORIES



CARBON





Cooling fins

Blue

Red



Green



Orange



Black

Ti-color

ZETA OIL FILTER COVER

- CNC machined aluminum oil filter covers.
- Made of 7000 grade aluminum with a beautiful anodized finish and machined " ZETA " logo.
- Lighter than stock oil filter covers.
- Comes with cooling fins for heat dissipation.



CRF250R



YZ450F



KLX230



CRF250L

Bike	Year	Parts #	Color
HONDA			
CRF250R	04-09	ZE90-1053	Red
	18-21	ZE90-1043	
CRF450R	17-21	ZE90-1093	
CRF250RX	19-21	ZE90-1043	
CRF450RX	17-21	ZE90-1093	
CRF250X	04-17	ZE90-1053	
CRF250L/M	12-20	ZE90-1023	
CRF250RALLY	17-20	ZE90-1023	
XR250/BAJA/MOTARD	95-07	ZE90-1010	Ti-Color
YAMAHA			
YZ250F	14-21	ZE90-1362	Blue
YZ450F	10-21	ZE90-1362	
YZ250FX	15-20	ZE90-1362	
YZ450FX	16-21	ZE90-1362	
WR250F	15-20	ZE90-1362	
WR450F	16-21	ZE90-1362	
SEROW250	05-20	ZE90-1321	Black
TRICKER	04-18	ZE90-1321	
XT250X	06-17	ZE90-1321	Blue
WR250R/X	07-20	ZE90-1312	
KAWASAKI			
KX450F	16-18	ZE90-1185	Green
KX450	19-21	ZE90-1185	
KX450X	21	ZE90-1185	Red
KLX450R	08-15	ZE90-1173	
KLX125, D-TRACKER125	10-16	ZE90-1193	
KLX150BF	16-17	ZE90-1193	
KLX150L	15-18	ZE90-1193	
KLX150S	09-13	ZE90-1193	Black
KLX230R	21	ZE90-1121	
KLX230	20	ZE90-1121	
KTM			
250SX-F	13-21	ZE90-1447	Orange
250XC-F	13-20	ZE90-1447	
250EXC-F	14-21	ZE90-1447	
250XCF-W	14-16	ZE90-1447	
350SX-F/EXC-F	11-21	ZE90-1447	
350XC-F	11-21	ZE90-1447	
350XCF-W	11-21	ZE90-1447	
400XC-W	09-10	ZE90-1447	
450EXC/XC-W/XC-F	09-11	ZE90-1447	
450SX-F	09-12	ZE90-1447	
	13-15	ZE90-1457	
	16-21	ZE90-1447	
450XC-F	13-15	ZE90-1457	
	16-21	ZE90-1447	
450EXC	12-16	ZE90-1457	
450EXC-F	17-21	ZE90-1447	
500XC-W	12-16	ZE90-1457	
500EXC	12-16	ZE90-1457	
500EXC-F/XC-FW	17-21	ZE90-1447	
530EXC/XC-W	09-11	ZE90-1447	
450SMR	09-10	ZE90-1447	
FREERIDE 250F	18-19	ZE90-1447	
FREERIDE 350	12-17	ZE90-1447	

KTM Uzushio Racing FUKUYAMA
YUTA Ikegaya



CONTROL

LEVER

HANDLEBAR ACCESSORIES

HAND GUARD

BODY GUARD

BODY PARTS

FOOT PARTS

SUSPENSION

ACCESSORIES

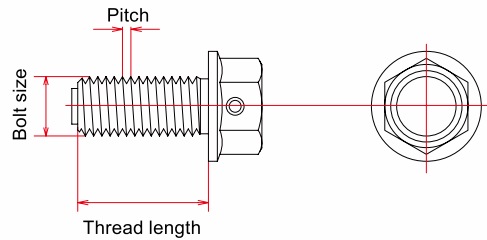
CARBON

Bike	Year	Size	Blue	Red
HONDA				
CR85R/RII	03-07	M12X15-P1.5	ZE58-1522	ZE58-1523
CR125R/250R	02-07	M12X15-P1.5	ZE58-1522	ZE58-1523
CRF125F	14-21	M12X15-P1.5	ZE58-1522	ZE58-1523
CRM250R	89-96	M12X15-P1.5	ZE58-1522	ZE58-1523
CRM250AR	97-00	M12X15-P1.5	ZE58-1522	ZE58-1523
GROM	13-20	M12X15-P1.5	ZE58-1522	ZE58-1523
CT125	20	M12X15-P1.5	ZE58-1522	ZE58-1523
TRAIL125	21	M12X15-P1.5	ZE58-1522	ZE58-1523
MONKEY125	19-21	M12X15-P1.5	ZE58-1522	ZE58-1523
CRF250L/M	12-20	M12X15-P1.5	ZE58-1522	ZE58-1523
CRF250RALLY	17-20	M12X15-P1.5	ZE58-1522	ZE58-1523
CRF1000L AFRICA TWIN/DCT	16-19	M12X15-P1.5	ZE58-1522	ZE58-1523
CRF1100L AFRICA TWIN/DCT	20	M12X15-P1.5	ZE58-1522	ZE58-1523
CRF1100L AFRICA TWIN ADV SPORTS ES/DCT	20	M12X15-P1.5	ZE58-1522	ZE58-1523
XR50R/CRF50F	99-17	M12X15-P1.5	ZE58-1522	ZE58-1523
XR70R/CRF70F	97-11	M12X15-P1.5	ZE58-1522	ZE58-1523
XR100R/CRF100F	90-13	M12X15-P1.5	ZE58-1522	ZE58-1523
XR250/BAJA	95-07	M12X15-P1.5	ZE58-1522	ZE58-1523
XR250MOTARD	03-07	M12X15-P1.5	ZE58-1522	ZE58-1523
XR400MOTARD	05-08	M12X15-P1.5	ZE58-1522	ZE58-1523
XR250R	90-04	M12X15-P1.5	ZE58-1522	ZE58-1523
XR400R	96-04	M12X15-P1.5	ZE58-1522	ZE58-1523
XR600R	90-00	M12X15-P1.5	ZE58-1522	ZE58-1523
XR650R	00-06	M12X15-P1.5	ZE58-1522	ZE58-1523
YAMAHA				
YZ125	05-21	M10X15-P1.25	ZE58-1222	ZE58-1223
YZ250	97-21	M12X15-P1.5	ZE58-1522	ZE58-1523
YZ250F	01-21	M10X15-P1.25	ZE58-1222	ZE58-1223
YZ450F	03-09	M10X15-P1.25	ZE58-1222	ZE58-1223
YZ125X	14-21	M10X15-P1.25	ZE58-1222	ZE58-1223
YZ125X	17-21	M10X15-P1.25	ZE58-1222	ZE58-1223
YZ250X	16-21	M12X15-P1.5	ZE58-1522	ZE58-1523
YZ250FX	15-20	M10X15-P1.25	ZE58-1222	ZE58-1223
YZ450FX	16-21	M10X15-P1.25	ZE58-1222	ZE58-1223
WR250F	01-20	M10X15-P1.25	ZE58-1222	ZE58-1223
WR450F	04-11	M10X15-P1.25	ZE58-1222	ZE58-1223
TRICKER	16-21	M10X15-P1.25	ZE58-1222	ZE58-1223
SEROW250	04-18	M12X15-P1.5	ZE58-1522	ZE58-1523
XT250X	05-20	M12X15-P1.5	ZE58-1522	ZE58-1523
WR250R/X	06-17	M12X15-P1.5	ZE58-1522	ZE58-1523
TENERE700	07-20	M12X15-P1.5	ZE58-1522	ZE58-1523
KAWASAKI				
KX65	00-21	M10X15-P1.5	ZE58-1322	ZE58-1323
KX85/100	01-21	M10X15-P1.5	ZE58-1322	ZE58-1323
KX125	96-08	M10X15-P1.5	ZE58-1322	ZE58-1323
KX250	96-08	M10X15-P1.5	ZE58-1322	ZE58-1323
KX250F	04-18	M10X15-P1.5	ZE58-1322	ZE58-1323
KX250	19-20	M10X15-P1.5	ZE58-1322	ZE58-1323
KX450F	06-15	M10X22-P1.5	ZE58-1342	ZE58-1343
KLX450R	16-18	M10X15-P1.5	ZE58-1322	ZE58-1323
KLX450R	08-09	M10X22-P1.5	ZE58-1342	ZE58-1343
KLX110L	02-20	M12X15-P1.5	ZE58-1522	ZE58-1523
KLX125, D-TRACKER125	10-16	M12X15-P1.5	ZE58-1522	ZE58-1523
KLX150BF	16	M12X15-P1.5	ZE58-1522	ZE58-1523
KLX150S	09-13	M12X15-P1.5	ZE58-1522	ZE58-1523
KLX230	20	M10X15-P1.5	ZE58-1322	ZE58-1323
KLX230R	20-21	M10X15-P1.5	ZE58-1322	ZE58-1323
KLX250, D-TRACKER	98-20	M10X15-P1.5	ZE58-1322	ZE58-1323
KLX300R	20	M10X15-P1.5	ZE58-1322	ZE58-1323
VERSYS-X250	17-20	M12X15-P1.5	ZE58-1522	ZE58-1523
VERSYS-X300	17-20	M12X15-P1.5	ZE58-1522	ZE58-1523
VERSYS650	10-19	M12X15-P1.5	ZE58-1522	ZE58-1523
VERSYS1000	12-20	M12X15-P1.5	ZE58-1522	ZE58-1523
SUZUKI				
RMZ250	07-20	M12X10-P1.25	ZE58-1412	ZE58-1413
250SB	02-06	M10X15-P1.5	ZE58-1322	ZE58-1323
DRZ400S/E/SM (CRANKCASE)	00-19	M12X10-P1.25	ZE58-1412	ZE58-1413
DRZ400S/E/SM (FRAME)	00-19	M10X15-P1.25	ZE58-1222	ZE58-1223
V-STROM250	17	M14X10-P1.25	ZE58-1612	ZE58-1613
V-STROM650/XT	04-19	M12X10-P1.25	ZE58-1412	ZE58-1413
V-STROM1000/XT	02-19	M14X10-P1.25	ZE58-1612	ZE58-1613
HUSQVARNA				
TC125/250	14-21	M12X12-P1.5		
TE125-300	14-21	M12X12-P1.5		
FC250-450	14-21	M12X12-P1.5	ZE58-1512	-
FE250-501	14-21	M12X12-P1.5		
TX/FX125-450	17-21	M12X12-P1.5		



Z316 MAGNETIC DRAIN BOLT

- Magnetic drain bolts designed to pick up excess bits of metal in your engine oil.
- Made of 7000 grade aluminum. Light weight design.
- Press fit magnet on the drain plugs.
- Includes safety wire holes to prevent mispaced part.
- Available in blue, red and orange anodized colors.



Bolt size Thread length Pitch
M10 x 15-P1.5

Bike	Year	Size	Orange
125-530 SX/SX-F/EXC/EXC-F/EXC-R/XC/XC-W/XC-F	-21	M12X12-P1.5	ZE58-1517
450-690 SMR/SMC/ENDURO/R/ADVENTURE/SUPERMOTO/R/DUKE	-21	M12X12-P1.5	
ATV SX/XC	-21	M12X12-P1.5	
FREERIDE250F	18	M12X12-P1.5	
FREERIDE250R	14-17	M12X12-P1.5	
FREERIDE350	12-17	M12X12-P1.5	

JK Racing YAMAHA
Manuel Iacopi



MONKEY125



KLX230



85SX



Brake Reservoir Cover Rear	Year	Red	Blue	Gold	Ti-color
HONDA					
CR125R/250R	02-07	ZE86-4103	-	-	-
CRF150R	07-21	ZE86-4103	-	-	-
CRF250R	04-21	ZE86-4103	-	-	-
CRF450R	02-21	ZE86-4103	-	-	-
CRF250RX	19-21	ZE86-4103	-	-	-
CRF450RX	17-21	ZE86-4103	-	-	-
CRF450L	19-20	ZE86-4103	-	-	-
CRF450RL	21	ZE86-4103	-	-	-
CRF250X	04-17	ZE86-4103	-	-	-
CRF450X	05-21	ZE86-4103	-	-	-
CRF250F	19-21	ZE86-4103	-	-	-
CRF250L	12-20	ZE86-1103	ZE86-1101	-	-
CRF250M	13-17	ZE86-1103	ZE86-1101	-	-
CRF1100L AFRICA TWIN/DCT	20	ZE86-1103	ZE86-1101	-	-
CRF1100L AFRICA TWIN ADV SPORTS ES/DCT	20	ZE86-1103	ZE86-1101	-	-
TRX300EX	93-08	ZE86-1503	ZE86-1501	-	-
YAMAHA					
YZ65	18-21	ZE86-5103	ZE86-5101	-	-
YZ125/250	03-21	ZE86-5103	ZE86-5101	-	-
YZ250F	03-21	ZE86-5103	ZE86-5101	-	-
YZ450F	03-21	ZE86-5103	ZE86-5101	-	-
YZ125X	17-21	ZE86-5103	ZE86-5101	-	-
YZ250X	16-21	ZE86-5103	ZE86-5101	-	-
YZ250FX	15-20	ZE86-5103	ZE86-5101	-	-
YZ450FX	16-21	ZE86-5103	ZE86-5101	-	-
WR250F	03-20	ZE86-5103	ZE86-5101	-	-
WR450F	04-21	ZE86-5103	ZE86-5101	-	-
SEROW250	05-20	ZE86-5103	ZE86-5101	-	-
TRICKER	04-18	ZE86-5103	ZE86-5101	-	-
WR155R	20	-	-	ZS86-0424	ZS86-0428
WR250R	07-20	ZE86-5103	ZE86-5101	-	-
WR250X	07-17	ZE86-5103	ZE86-5101	-	-
XT250	08-21	ZE86-5103	ZE86-5101	-	-
XT250X	06-17	ZE86-5103	ZE86-5101	-	-
KAWASAKI					
KX125/250	03-08	ZE86-6103	ZE86-6101	-	-
KX250F	04-18	ZE86-6103	ZE86-6101	-	-
KX250	19-21	ZE86-6103	ZE86-6101	-	-
KX250X	21	ZE86-6103	ZE86-6101	-	-
KX450F	06-18	ZE86-6103	ZE86-6101	-	-
KX450	19-21	ZE86-6103	ZE86-6101	-	-
KX450X	21	ZE86-6103	ZE86-6101	-	-
KLX125.D-TRACKER125	10-16	ZE86-2103	ZE86-2101	-	-
KLX150BF	16	ZE86-2103	ZE86-2101	-	-
KLX150S	09-13	ZE86-2103	ZE86-2101	-	-
KLX230	20	ZE86-2103	ZE86-2101	-	-
KLX230R	20-21	ZE86-6103	ZE86-6101	-	-
KLX250	93-20	ZE86-2103	ZE86-2101	-	-
KLX300R	96-07	ZE86-2103	ZE86-2101	-	-
KLX450R	20	ZE86-6103	ZE86-6101	-	-
D-TRACKER/X	98-16	ZE86-2103	ZE86-2101	-	-
KFX450R	08-10	ZE86-6103	ZE86-6101	-	-
SUZUKI					
RM125/RM250	04-08	ZE86-6103	ZE86-6101	-	-
RMZ250	04-20	ZE86-6103	ZE86-6101	-	-
RMZ450	05-20	ZE86-6103	ZE86-6101	-	-
RMX450Z	10-17	ZE86-6103	ZE86-6101	-	-
DRZ400S/SM	00-19	ZE86-2103	ZE86-2101	-	-
Brake Reservoir Cover Rear	Year	Blue	Orange		
KTM					
85SX/SXS/XC	03-21	-	ZE86-7210	-	-
65SX/SXS/XC	04-21	-	ZE86-7210	-	-
50SXS	11-13	-	ZE86-7210	-	-
50SX/SXS/SM	06-21	-	ZE86-7210	-	-
105SX/XC	04-11	-	ZE86-7210	-	-
125-530 SX/SX-F/EXC/EXC TPI/EXC-F/XC/XC-F/XC-WX/XC-W TPI/XCF-W/SMR	04-21	-	ZE86-7110	-	-
FREERIDE 250F	18-20	-	ZE86-7210	-	-
FREERIDE 250R	14-17	-	ZE86-7210	-	-
FREERIDE 350	12-17	-	ZE86-7210	-	-
HUSQVARNA					
TC50	17-21	ZE86-7202	-	-	-
TC65	17-21	ZE86-7202	-	-	-
TC85	14-21	ZE86-7202	-	-	-
TC125/250	14-17	ZE86-7102	-	-	-
TC125/250 brems type only	18-21	ZE86-7102	-	-	-
TE125-300	14-17	ZE86-7102	-	-	-
TX125/300	17	ZE86-7102	-	-	-
FC250-450	14-17	ZE86-7102	-	-	-
FC250-450 brems type only	18-21	ZE86-7102	-	-	-
FE250-501	14-17	ZE86-7102	-	-	-
FX350/450	17	ZE86-7102	-	-	-
FA450	15-21	ZE86-7102	-	-	-

Clutch Reservoir Cover Front	Year	Orange
KTM		
65SX	14-21	ZE86-3110
85SX	13-20	ZE86-3110
	09-15	ZE86-1410
125SX	16-21	ZE86-1310
	09-15	ZE86-1410
150SX	16-21	ZE86-1310
250SX	06-21	ZE86-1310
250SX-F	07-21	ZE86-1310
350SX-F	11-21	ZE86-1310
450SX-F	09-12	ZE86-1410
	13-21	ZE86-1310
125EXC	09-16	ZE86-1410
150EXC	20-21	ZE86-1310
200EXC	09-15	ZE86-1410
	16	ZE86-1310
250EXC/TPI	06-21	ZE86-1310
300EXC/TPI	06-21	ZE86-1310
250EXC-F	06-21	ZE86-1310
350EXC-F	12-21	ZE86-1310
400EXC	09-11	ZE86-1310
450EXC-R	08	ZE86-1310
450EXC	07-16	ZE86-1310
450EXC-F	17-21	ZE86-1310
500EXC	12-16	ZE86-1310
500EXC-F	17-21	ZE86-1310
525EXC	07	ZE86-1310
530EXC	09-11	ZE86-1310
530EXC-R	08	ZE86-1310
125XC	21	ZE86-1310
150XC	10-14	ZE86-1410
200XC	09	ZE86-1410
250XC/TPI	06-21	ZE86-1310
300XC/TPI	06-21	ZE86-1310
250XC-F	07-21	ZE86-1310
350XC-F	11-21	ZE86-1310
450XC-F	09	ZE86-1410
	13-21	ZE86-1310
505XC-F	09	ZE86-1410
125XC-W	17-19	ZE86-1310
150XC-W/TPI	17-21	ZE86-1310
200XC-W	09-16	ZE86-1410
250XC-W/TPI	06-21	ZE86-1310
300XC-W/TPI	06-21	ZE86-1310
250XCF-W	06-16	ZE86-1310
	12-16	ZE86-1310
350XCF-W	20-21	ZE86-1310
400XC-W	09-10	ZE86-1310
450XCR-W	08	ZE86-1310
450XC-W	09-16	ZE86-1310
500XC-W	12-16	ZE86-1310
500XCF-W	20-21	ZE86-1310
530XCR-W	08	ZE86-1310
530XC-W	09-10	ZE86-1310
	09-12	ZE86-1410
450SMR	13-14	ZE86-1310
FREERIDE 250F	18-20	ZE86-1310
FREERIDE 250R	14-17	ZE86-3110
FREERIDE 350	14-17	ZE86-3110
FREERIDE E-SX/XC/SM	15-19	ZE86-3110
450RALLY_FACTORYREPLICA	15-21	ZE86-1310
Clutch Reservoir Cover Front	Year	Blue
HUSQVARNA		
TC85	17-20	ZE86-3102
TC85	14-20	ZE86-3102
TC125	14-21	ZE86-1402
TC250	14-20	ZE86-1402
TE125	14-16	ZE86-1402
TE150I	17-21	ZE86-1402
TE250I/300I	14-16	ZE86-1302
	17-21	ZE86-1402
	14-15	ZE86-1302
FC250-450	16-21	ZE86-1402
	14-16	ZE86-1302
FE250-501/S	17-21	ZE86-1402
FR450RALLY	16-21	ZE86-1302
	15	ZE86-1302
FS450	16-11	ZE86-1402
TX125-300	17-21	ZE86-1402
FX350-450	17-21	ZE86-1402

CONTROL

LEVER

HANDLEBAR ACCESSORIES

HAND GUARD

BODY GUARD

BODY PARTS

FOOT PARTS

SUSPENSION

ACCESSORIES

CARBON



CONTROL



LEVER



HANDLEBAR ACCESSORIES



HAND GUARD



BODY GUARD



BODY PARTS



FOOT PARTS



SUSPENSION



ACCESSORIES



CARBON



ZETA ENGINE PLUG

- CNC machined engine plugs.
- Replaces stock plugs to give a factory bike look.
- Available in anodized colors of red, blue, black, and orange for KTM.
- Laser printed ZETA logo.

Bike	Year	Blue	Orange
KTM			
250SX-F	11-21	-	ZE89-1617
350SX-F	11-21	-	ZE89-1617
450SX-F	07-12	-	ZE89-1617
505SX-F/XC-F	08-09	-	ZE89-1617
250XC-F	11-21	-	ZE89-1617
350XC-F	12-21	-	ZE89-1617
450XC-F	08-09	-	ZE89-1617
250XCF-W	12-16	-	ZE89-1617
350XCF-W	12-21	-	ZE89-1617
250XC-F	12-21	-	ZE89-1617
350XC-F	12-21	-	ZE89-1617
FREERIDE 250F	18-19	-	ZE89-1617
FREERIDE 350	14-17	-	ZE89-1617
450SMR	08-10	-	ZE89-1617
HUSQVARNA			
FC250	14-21	ZE89-1612	-
FC350	14-21	ZE89-1612	-
FE250	14-21	ZE89-1612	-
FE350	14-21	ZE89-1612	-
FX350	17-21	ZE89-1612	-

Bike	Year	Red	Blue	Black
HONDA				
CRF150R	07-21	ZE89-1120	-	-
	04-09	ZE89-1110	-	-
	10-17	ZE89-1120	-	-
CRF250R	18-21	ZE89-1140	-	-
	02-16	ZE89-1120	-	-
CRF450R	17-21	ZE89-1130	-	-
	19-21	ZE89-1140	-	-
CRF250RX	17-21	ZE89-1130	-	-
CRF450RX	17-21	ZE89-1130	-	-
CRF250X	04-17	ZE89-1110	-	-
CRF450X	05-17	ZE89-1120	-	-
CRF250F	19-21	ZE89-1140	-	-
CROSS CUB50	18-19	ZE89-1150	-	ZE89-1151
CROSS CUB110	18-21	ZE89-1150	-	ZE89-1151
MONKEY125	19-21	ZE89-1150	-	ZE89-1151
CT125	20	ZE89-1150	-	ZE89-1151
TRAIL125	21	ZE89-1150	-	ZE89-1151
CRF150L	18	ZE89-1140	-	-
CRF250L/M	12-20	ZE89-1150	-	ZE89-1151
CRF250RALLY	17-20	ZE89-1150	-	ZE89-1151
CRF1000L	16-19	ZE89-1120	-	-
CRF1100L AFRICA TWIN /DCT	20	ZE89-1120	-	-
CRF1100L AFRICA TWIN ADV SPORTS ES/DCT	20	ZE89-1120	-	-
XR250/BAJA/MOTARD	95-07	ZE89-1120	-	-
XR400MOTARD	05-08	ZE89-1120	-	-
TRX400EX	00-08	ZE89-1120	-	-
TRX450R/ER	04-09	ZE89-1120	-	-
YAMAHA				
YZ250F	01-13	ZE89-1410	ZE89-1412	-
	14-21	ZE89-1440	ZE89-1442	-
	06-09	-	ZE89-1422	-
YZ450F	14-21	ZE89-1440	ZE89-1442	-
	98-05	ZE89-1410	ZE89-1412	-
YZ250FX	15-20	ZE89-1440	ZE89-1442	-
YZ450FX	16-21	ZE89-1440	ZE89-1442	-
WR250F	01-02	ZE89-1410	ZE89-1412	-
	03-14	-	ZE89-1422	-
WR400F/426F	15-20	ZE89-1440	ZE89-1442	-
	98-02	ZE89-1410	ZE89-1412	-
WR450F	03-15	-	ZE89-1422	-
	16-21	ZE89-1440	ZE89-1442	-
TTR50	06-15	ZE89-1410	ZE89-1412	-
TTR110E	08-20	ZE89-1410	ZE89-1412	-
SEROW250	05-20	ZE89-1410	ZE89-1412	-
TRICKER	04-18	ZE89-1410	ZE89-1412	-
WR155R	20	ZE89-1410	ZE89-1412	-
WR250R/X	07-20	ZE89-1410	ZE89-1412	-
XTZ125	03-12	ZE89-1410	ZE89-1412	-
XT250X	06-17	ZE89-1410	ZE89-1412	-
YFZ450	04-09	-	ZE89-1422	-
KAWASAKI				
KX250F	04-10	ZE89-1210	ZE89-1212	-
	11-18	ZE89-1230	ZE89-1232	-
KX250	19	ZE89-1230	ZE89-1232	-
KX450F	09-18	ZE89-1230	ZE89-1232	-
KLX450R	08-15	ZE89-1230	ZE89-1232	-
KLX230	20	-	ZE89-1252	-
KLX230R	21	-	ZE89-1252	-
KLX250,D-TRACKER	98-20	-	ZE89-1252	-
KFX400	03-06	ZE89-1350	ZE89-1352	-
SUZUKI				
RMZ250	04-06	ZE89-1210	ZE89-1212	-
	07-20	ZE89-1310	ZE89-1312	-
RMZ450	05-20	ZE89-1310	ZE89-1312	-
RMX450Z	10-19	ZE89-1310	ZE89-1312	-
DR-Z400R/S/SM	00-19	ZE89-1350	ZE89-1352	-
250SB	02-06	ZE89-1250	ZE89-1252	-



ZETA
OIL FILLER PLUG

- CNC machined oil filler cap.
- 14 mm hex head design for easy operation with a wrench.
- Includes safety wire holes to prevent mispaced part.
- Available in anodized colors of red, blue, black and orange for KTM.
- Laser printed ZETA logo.

Bike	Year	Red	Blue	Black
HONDA				
CR125R/250R	90-07	ZE89-2110	ZE89-2112	ZE89-2111
CRF150R	07-21	ZE89-2110	ZE89-2112	ZE89-2111
CRF250R	04-17	ZE89-2110	ZE89-2112	ZE89-2111
	18-21	ZE89-2120	-	-
CRF450R	02-16	ZE89-2110	ZE89-2112	ZE89-2111
CRF450R	21	ZE89-2120	-	-
CRF250RX	19-21	ZE89-2120	-	-
CRF450RX	21	ZE89-2120	-	-
CRF450X	05-17	ZE89-2110	ZE89-2112	ZE89-2111
MONKEY125	19-21	ZE89-2110	ZE89-2112	ZE89-2111
CT125	20	ZE89-2110	ZE89-2112	ZE89-2111
TRAIL125	21	ZE89-2110	ZE89-2112	ZE89-2111
CRM250R/AR	89-98	ZE89-2110	ZE89-2112	ZE89-2111
CRF250L/M	12-20	ZE89-2110	ZE89-2112	ZE89-2111
CRF250RALLY	17-20	ZE89-2110	ZE89-2112	ZE89-2111
CRF1000L	16-19	ZE89-2110	ZE89-2112	ZE89-2111
CRF1100L AFRICA TWIN /DCT	20	ZE89-2110	ZE89-2112	ZE89-2111
CRF1100L AFRICA TWIN ADV SPORTS ES/DCT	20	ZE89-2110	ZE89-2112	ZE89-2111
TRX450R/RX	04-09	ZE89-2110	ZE89-2112	ZE89-2111
YAMAHA				
YZ65	18-21	ZE89-2110	ZE89-2112	ZE89-2111
YZ80/85	98-21	ZE89-2110	ZE89-2112	ZE89-2111
YZ125	97-21	ZE89-2110	ZE89-2112	ZE89-2111
YZ250	99-21	ZE89-2110	ZE89-2112	ZE89-2111
YZ250F	01-21	ZE89-2110	ZE89-2112	ZE89-2111
YZ450F	03-21	ZE89-2110	ZE89-2112	ZE89-2111
YZ125X	17-21	ZE89-2110	ZE89-2112	ZE89-2111
YZ250X	16-21	ZE89-2110	ZE89-2112	ZE89-2111
YZ250FX	15-20	ZE89-2110	ZE89-2112	ZE89-2111
YZ450FX	16-21	ZE89-2110	ZE89-2112	ZE89-2111
WR250F	03-20	ZE89-2110	ZE89-2112	ZE89-2111
WR450F	03-21	ZE89-2110	ZE89-2112	ZE89-2111
SEROW225	99-04	ZE89-2110	ZE89-2112	ZE89-2111
SEROW250	05-20	ZE89-2210	ZE89-2212	-
TRICKER	04-18	ZE89-2210	ZE89-2212	-
WR250R/X	07-20	ZE89-2110	ZE89-2112	ZE89-2111
XT250X	06-17	ZE89-2210	ZE89-2212	-
YFZ450	04-09	ZE89-2110	ZE89-2112	ZE89-2111
KAWASAKI				
KX250	05-08	ZE89-2310	ZE89-2312	-
KX250F	04-18	ZE89-2310	ZE89-2312	-
KX250	19-21	ZE89-2310	ZE89-2312	-
KX450F	06-18	ZE89-2310	ZE89-2312	-
KX450	19-21	ZE89-2310	ZE89-2312	-
KX250X	21	ZE89-2310	ZE89-2312	-
KX450X	21	ZE89-2310	ZE89-2312	-
KLX300R	97-20	ZE89-2110	ZE89-2112	ZE89-2111
KLX450R	08-15	ZE89-2310	ZE89-2312	-
KLX230	20	ZE89-2110	ZE89-2112	ZE89-2111
KLX230R	21	ZE89-2110	ZE89-2112	ZE89-2111
D-TRACKER	98-16	ZE89-2110	ZE89-2112	ZE89-2111
KLX250/ES/SR	93-20	ZE89-2110	ZE89-2112	ZE89-2111
VERSYS650	07-17	ZE89-2110	ZE89-2112	ZE89-2111
VERSYS1000/SE	12-20	ZE89-2110	ZE89-2112	ZE89-2111
KFX450R	08-09	ZE89-2310	ZE89-2312	-

Bike	Year	Red	Blue	Orange	Black
SUZUKI					
RM80/85	01-17	ZE89-2210	ZE89-2212	-	-
RM125/250	01-08	ZE89-2210	ZE89-2212	-	-
RM-Z250	04-06	ZE89-2310	ZE89-2312	-	-
	07-20	ZE89-2210	ZE89-2212	-	-
RM-Z450	05-20	ZE89-2210	ZE89-2212	-	-
RMX450Z	10-19	ZE89-2210	ZE89-2212	-	-
250SB	02-06	ZE89-2110	ZE89-2112	-	ZE89-2111
V-STORM250	17	ZE89-2110	ZE89-2112	-	ZE89-2111
V-STORM650/XT	04-17	ZE89-2110	ZE89-2112	-	ZE89-2111
V-STORM1000/XT	04-17	ZE89-2110	ZE89-2112	-	ZE89-2111
LT-R450	06-09	ZE89-2210	ZE89-2212	-	-
KTM					
50/65SX	-21	-	-	ZE89-2416	-
85/105SX/SXS/XC	03-21	-	-	ZE89-2416	-
125-300 2STROKE	-21	-	-	ZE89-2416	-
250-690 4STROKE	-21	-	-	ZE89-2416	-
250-690 4STROKE '21	-21	-	-	ZE89-2416	-
HUSQVARNA					
TC50/65	17-21	-	ZE89-2412	-	-
TC85	14-21	-	ZE89-2412	-	-
TC125	14-21	-	ZE89-2412	-	-
TC250	09-13	ZE89-2310	ZE89-2312	-	-
	14-21	-	ZE89-2412	-	-
FC250-450	14-21	-	ZE89-2412	-	-
TE125	14-16	-	ZE89-2412	-	-
TE150/I	17-21	-	ZE89-2412	-	-
TE250/I	09-13	ZE89-2310	ZE89-2312	-	-
	14-21	-	ZE89-2412	-	-
TE300/I	14-21	-	ZE89-2412	-	-
FE250-501	14-21	-	ZE89-2412	-	-
TX125	17-19	-	ZE89-2412	-	-
TX300/I	17-21	-	ZE89-2412	-	-
FX350/450	17-21	-	ZE89-2412	-	-
SM250R	09	ZE89-2310	ZE89-2312	-	-
FS450	15-20	-	ZE89-2412	-	-
701 ENDURO/SUPERMOTO	16-20	-	ZE89-2412	-	-
701 ENDURO LR	20	-	ZE89-2412	-	-



CONTROL



LEVER



HANDLEBAR ACCESSORIES



HAND GUARD



BODY GUARD



BODY PARTS



FOOT PARTS



SUSPENSION



ACCESSORIES



CARBON





ZETA
CLUTCH CABLE GUIDE

- CNC machined aluminum clutch cable guide eliminates the flex on stock cable guide.
- Made of CNC machined 7000 grade aluminum.
- Lighter weight than stock cable guides but stronger than stock guide.
- Exactly the same products used by , SUZUKI Europe, SRM.

Bike	Year	Red	Blue
HONDA			
CRF250R	10-13	ZE94-0111	-
	18-21	ZE94-0171	-
CRF450R	15-16	ZE94-0151	-
	17-20	ZE94-0161	-
CRF250RX	19-21	ZE94-0171	-
CRF450RX	17-20	ZE94-0161	-
CRF450X	19-21	ZE94-0161	-
CRF450L	19-20	ZE94-0161	-
CRF450RL	21	ZE94-0161	-
CRF250L/M	12-20	ZE94-0181	-
YAMAHA			
YZ450F	18-21	-	ZE94-0632
YZ450FX	19-21	-	ZE94-0632
WR450F	19-21	-	ZE94-0632
WR250R/X	07-20	-	ZE94-0682
KAWASAKI			
KLX300R	98-20	ZE94-0381	-
KLX250/D-TRACKER	98-20	ZE94-0381	-
SUZUKI			
250SB	02-06	ZE94-0381	-



ZETA
BRAKE LINE CLAMP

- Light weight and durable brake line clamp.
- Strongly clamp your brake line while reducing bike weight.
- Available in red and blue anodized colors.
- Made of CNC machined 7000 grade aluminum.



Bike	Year	Red	Blue
HONDA			
CR80R/85R	96-07	ZE92-0106	ZE92-0107
CR125/250R	90-03	ZE92-0106	ZE92-0107
	04-07	ZE92-0206	ZE92-0207
CRF150R	07-21	ZE92-0106	ZE92-0107
CRF250R	04-21	ZE92-0206	ZE92-0207
	02-03	ZE92-0106	ZE92-0107
CRF450R	04-21	ZE92-0206	ZE92-0207
	19-21	ZE92-0206	ZE92-0207
CRF250RX	17-21	ZE92-0206	ZE92-0207
CRF250X	06-17	ZE92-0206	ZE92-0207
CRF450X	05-17	ZE92-0206	ZE92-0207
CRF250F	19-21	ZE92-0106	ZE92-0107
CRM250R/AR	91-98	ZE92-0106	ZE92-0107
CRF150L	18	ZE92-0206	ZE92-0207
CRF250L/M	12-20	ZE92-0206	ZE92-0207
CRF250RALLY	17-20	ZE92-0206	ZE92-0207
XR250/BAJA/MOTARD	95-07	ZE92-0106	ZE92-0107
XR400MOTARD	05-08	ZE92-0106	ZE92-0107
YAMAHA			
YZ65	18-21	ZE92-0206	ZE92-0207
YZ85	19-21	ZE92-0206	ZE92-0207
YZ125/250	05-08	ZE92-4106	ZE92-4107
	09-21	ZE92-0206	ZE92-0207
YZ250F	05-08	ZE92-4106	ZE92-4107
	09-20	ZE92-0206	ZE92-0207
YZ450F	05-08	ZE92-4106	ZE92-4107
	09-21	ZE92-0206	ZE92-0207
YZ125X	17-21	ZE92-0206	ZE92-0207
YZ250X	16-21	ZE92-0206	ZE92-0207
YZ250FX	15-20	ZE92-0206	ZE92-0207
YZ450FX	16-21	ZE92-0206	ZE92-0207
WR250F	05-19	ZE92-4106	ZE92-4107
WR450F	05-18	ZE92-4106	ZE92-4107
WR250R/X	07-20	ZE92-4106	ZE92-4107
KAWASAKI			
KX65	00-21	ZE92-2106	ZE92-2107
KX80/85/100	89-21	ZE92-2106	ZE92-2107
KX125/250	92-08	ZE92-2106	ZE92-2107
KX250F	04-18	ZE92-2106	ZE92-2107
KX250	19-21	ZE92-2106	ZE92-2107
KX450F	06-18	ZE92-2106	ZE92-2107
KX450	19-21	ZE92-2106	ZE92-2107
KX250X	21	ZE92-2106	ZE92-2107
KX450X	21	ZE92-2106	ZE92-2107
KLX450R	08-15	ZE92-2106	ZE92-2107
KLX125,D-TRACKER125	10-16	ZE92-2106	ZE92-2107
KLX150BF	16-17	ZE92-2106	ZE92-2107
SUZUKI			
RM85	02-17	ZE92-2106	ZE92-2107
RM125/250	01-13	ZE92-2106	ZE92-2107
RMZ250	04-20	ZE92-2106	ZE92-2107
RMZ450	05-20	ZE92-2106	ZE92-2107
RMX450Z	10-19	ZE92-2106	ZE92-2107
DRZ400SM	04-19	ZE92-2106	ZE92-2107

Bike	Year	Red	Blue	Black
HONDA				
CR80R/85R	96-07	ZE89-5045	-	-
CR125/250R	02-07	ZE89-5015	ZE89-5014	-
CRF150R	07-21	ZE89-5015	ZE89-5014	-
CRF250R	04-21	ZE89-5015	ZE89-5014	-
CRF450R	02-21	ZE89-5015	ZE89-5014	-
CRF250RX	19-21	ZE89-5015	ZE89-5014	-
CRF450RX	17-21	ZE89-5015	ZE89-5014	-
CRF450L	19-20	ZE89-5015	ZE89-5014	-
CRF450RL	21	ZE89-5015	ZE89-5014	-
CRF250X	04-17	ZE89-5015	ZE89-5014	-
CRF450X	05-21	ZE89-5015	ZE89-5014	-
CRF250F	19-21	ZE89-5015	ZE89-5014	-
CRM250R/AR	89-98	ZE89-5045	-	-
CT125	20	ZE89-5045	-	-
TRAIL125	21	ZE89-5045	-	-
CRF150L	18	ZE89-5045	-	-
CRF250L/M	12-20	ZE89-5045	-	-
CRF250RALLY	17-20	ZE89-5045	-	-
XR50/XR100MOTARD	05-07	ZE89-5045	-	-
XR230/MOTARD	05-12	ZE89-5045	-	-
XR250/MOTARD	95-07	ZE89-5045	-	-
XR400MOTARD	05-08	ZE89-5045	-	-
XR650R	00-07	ZE89-5045	-	-
TRX450R/ER	04-09	ZE89-5045	-	-
TRX400EX	00-08	ZE89-5045	-	-
YAMAHA				
YZ65	18-21	-	ZE89-5034	ZE89-5030
YZ80/85	94-21	-	ZE89-5034	ZE89-5030
YZ125/250	03-21	ZE89-5135	ZE89-5134	-
YZ250F	03-21	ZE89-5135	ZE89-5134	-
YZ450F	03-21	ZE89-5135	ZE89-5134	-
YZ125X	17-21	ZE89-5135	ZE89-5134	-
YZ250X	16-21	ZE89-5135	ZE89-5134	-
YZ250FX	15-20	ZE89-5135	ZE89-5134	-
YZ450FX	16-21	ZE89-5135	ZE89-5134	-
WR250F	03-20	ZE89-5135	ZE89-5134	-
WR450F	03-21	ZE89-5135	ZE89-5134	-
SEROW225/W/WE	93-04	-	ZE89-5034	ZE89-5030
SEROW250	05-20	-	ZE89-5034	ZE89-5030
TRICKER	04-18	-	ZE89-5034	ZE89-5030
WR250R/X	07-20	ZE89-5155	ZE89-5154	-
XT250X	06-17	-	ZE89-5034	ZE89-5030
YFZ450	04-10	-	ZE89-5034	ZE89-5030
RAPTER700R	06-09	-	ZE89-5034	ZE89-5030
RAPTER660R	01-05	-	ZE89-5034	ZE89-5030
RAPTER350	04-09	-	ZE89-5034	ZE89-5030
KAWASAKI				
KX65	03-21	ZE89-5125	ZE89-5124	-
KX80/85/100	98-21	ZE89-5115	ZE89-5114	-
KX125	02	ZE89-5125	ZE89-5124	-
	03-08	ZE89-5115	ZE89-5114	-
KX250	03-04	ZE89-5115	ZE89-5114	-
	05-08	ZE89-5125	ZE89-5124	-
KX250F	04-18	ZE89-5125	ZE89-5124	-
KX250	19-21	ZE89-5125	ZE89-5124	-
KX450F	06-18	ZE89-5125	ZE89-5124	-
KX450	19-21	ZE89-5125	ZE89-5124	-
KX250X	21	ZE89-5125	ZE89-5124	-
KX450X	21	ZE89-5125	ZE89-5124	-
KLX300R	20	ZE89-5125	ZE89-5124	-
KLX450R	08-15	ZE89-5125	ZE89-5124	-
D-TRACKER125	10-16	ZE89-5115	ZE89-5114	-
KLX125	10-16	ZE89-5115	ZE89-5114	-
KLX150BF	16-17	ZE89-5115	ZE89-5114	-
KLX150L	15-18	ZE89-5115	ZE89-5114	-
KLX150S	09-13	ZE89-5115	ZE89-5114	-
KLX230	20	ZE89-5115 #	ZE89-5114 #	-
KLX230R	21	ZE89-5115 #	ZE89-5114 #	-
D-TRACKER	98-16	ZE89-5115	ZE89-5114	-
KLX250	93-20	ZE89-5115	ZE89-5114	-
KFX450R	08-10	ZE89-5125	ZE89-5124	-
VERSYS-X250/TOURER	17-20	-	ZE89-5034	-
SUZUKI				
RM80/85	98-17	ZE89-5115	ZE89-5114	-
RM125/250	01-13	ZE89-5115	ZE89-5114	-
RMZ250	04-06	ZE89-5125	ZE89-5124	-
	07-18	ZE89-5135	ZE89-5134	-
	19-20	ZE89-5135 #	ZE89-5134 #	-
RMZ450	05-17	ZE89-5135	ZE89-5134	-
	18-20	ZE89-5135 #	ZE89-5134 #	-
RMX450Z	10-19	ZE89-5135	ZE89-5134	-
RMX250S/R	93-98	ZE89-5115	ZE89-5114	-
DRZ400S/R	00-19	ZE89-5115	ZE89-5114	-
DRZ400SM	05-19	ZE89-5115	ZE89-5114	-
250SB	02-06	ZE89-5115	ZE89-5114	-
LT-R450	06-09	ZE89-5115	ZE89-5114	-
BETA				
RR2T 250-300	13-18	ZE89-5125	ZE89-5124	-
RR4T 350-500	13-18	ZE89-5125	ZE89-5124	-
X-TRAINER	15-18	ZE89-5125	ZE89-5124	-

When the brake pedal is set higher than the standard, there is a limit from the stock adjustment range.



ZETA REAR BRAKE CLEVIS

- The high rigid and light weight design, provides better control of the rear brake.
- Made of CNC machined 7000 grade aluminum.
- Comes with a specially designed stainless steel pin.
- Available in red and blue anodized colors.



CONTROL



LEVER



HANDLEBAR ACCESSORIES



HAND GUARD



BODY GUARD



BODY PARTS



FOOT PARTS



SUSPENSION



ACCESSORIES



CARBON



REVOLVER SHIFT

ZETA

REVOLVER SHIFT LEVER

- Revolving adjustable shift tip design provides 6 different positions to suit most riders.
- Rotating shift tip provides 6 different positions, offers a more sensitive shift position adjustment.
- Shift arm is made of A2014 forged aluminum for durability.
- Forged arm is anodized black with ZETA laser print logo.
- Foldable shift tip is made of CNC aluminum with knurled finish for better shift grip.
- Shift tip is color anodized with ZETA laser print logo.
- Replacement shift tips and tip mounts are available.

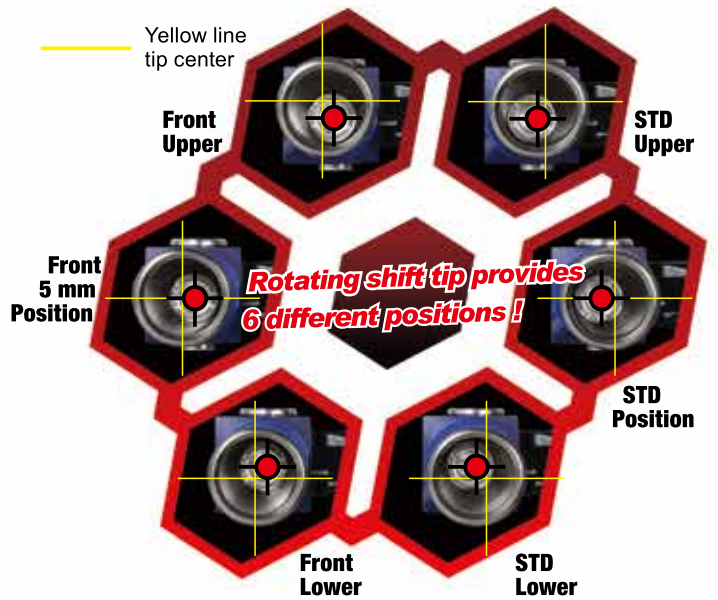


Monkey 125

Remove shift linkage and install this shift lever, provide more secure and direct shifting.

* Neutral position will be sensitive.

Bike	Year	Color	Part number	Replacement Tip	Replacement Tip Mount
HONDA					
CR80R/85R	96-07	Red	ZE90-3042	ZE90-3920	ZE90-3902
CRF150R	07-21	Red	ZE90-3012	ZE90-3920	ZE90-3902
		Black	ZE90-3010	ZE90-3920	ZE90-3900
CRF250R	04-09	Red	ZE90-3052	ZE90-3920	ZE90-3902
	10-17	Red	ZE90-3022	ZE90-3920	ZE90-3902
	18-21	Red	ZE90-3062	ZE90-3930	ZE90-3912
CRF450R	07-16	Red	ZE90-3032	ZE90-3930	ZE90-3912
	17-21	Red	ZE90-3062	ZE90-3930	ZE90-3912
CRF250RX	19-21	Red	ZE90-3062	ZE90-3930	ZE90-3912
CRF450RX	17-21	Red	ZE90-3062	ZE90-3930	ZE90-3912
CRF450L	19-20	Red	ZE90-3062	ZE90-3930	ZE90-3912
CRF450RL	21	Red	ZE90-3062	ZE90-3930	ZE90-3912
CRF250X	04-17	Red	ZE90-3052	ZE90-3920	ZE90-3902
CRF450X	19-21	Red	ZE90-3062	ZE90-3930	ZE90-3912
CRF50F/70F(Standard)	04-17	Red	ZE90-3502	ZE90-3930	ZE90-3902
CRF50F/70F(10mm Long)	04-17	Red	ZE90-3512	ZE90-3930	ZE90-3912
CRF125F	14-18	Red	ZE90-3512	ZE90-3930	ZE90-3912
XR250R(ME06/ME08)	93-04	Red	ZE90-3532	ZE90-3920	ZE90-3902
XR400R	96-04	Red	ZE90-3532	ZE90-3920	ZE90-3902
YAMAHA					
YZ85	07-20	Blue	ZE90-3306	ZE90-3920	ZE90-3906
YZ125/250	06-21	Blue	ZE90-3316	ZE90-3920	ZE90-3906
	06-13	Blue	ZE90-3336	ZE90-3920	ZE90-3916
YZ250F	14-21	Blue	ZE90-3326	ZE90-3930	ZE90-3916
YZ450F(10mmLong)	06-13	Blue	ZE90-3336	ZE90-3920	ZE90-3916
YZ450F	14-21	Blue	ZE90-3326	ZE90-3930	ZE90-3916
YZ125X	17-21	Blue	ZE90-3316	ZE90-3920	ZE90-3906
YZ250X	16-21	Blue	ZE90-3316	ZE90-3920	ZE90-3906
YZ250FX	15-19	Blue	ZE90-3356	ZE90-3920	ZE90-3916
	20	Blue	ZE90-3326	ZE90-3930	ZE90-3916
YZ450FX	16-21	Blue	ZE90-3326	ZE90-3930	ZE90-3916
	07-13	Blue	ZE90-3336	ZE90-3920	ZE90-3916
WR250F	15-19	Blue	ZE90-3356	ZE90-3920	ZE90-3916
	20	Blue	ZE90-3326	ZE90-3930	ZE90-3916
	07-15	Blue	ZE90-3336	ZE90-3920	ZE90-3916
	16-21	Blue	ZE90-3326	ZE90-3930	ZE90-3916
TTR50E(Standard)	06-16	Blue	ZE90-3506	ZE90-3930	ZE90-3906
TTR50E(10mmLong)	06-16	Blue	ZE90-3516	ZE90-3930	ZE90-3916
KAWASAKI					
KX250F	09-18	Red	ZE90-3112	ZE90-3920	ZE90-3912
KX250	19-21	Red	ZE90-3112	ZE90-3920	ZE90-3912
KX250X	21	Red	ZE90-3112	ZE90-3920	ZE90-3912
KX450F	09-18	Red	ZE90-3122	ZE90-3920	ZE90-3902
KX450	19-21	Red	ZE90-3122	ZE90-3920	ZE90-3902
KX450X	21	Red	ZE90-3122	ZE90-3920	ZE90-3902
KLX300R	20	Red	ZE90-3142	ZE90-3920	ZE90-3902
SUZUKI					
RMZ250	07-20	Red	ZE90-3212	ZE90-3930	ZE90-3902
RMZ450	08-20	Red	ZE90-3222	ZE90-3920	ZE90-3902
RMX250R	89-98	Red	ZE90-3242	ZE90-3920	ZE90-3902



Shift tip is color anodized with ZETA laser print logo.

Black anodized finish forged arm with laser print logo.

Bike	Year	Color	Part number	Replacement Tip	Replacement Tip Mount
KTM					
85SX	03-17	Orange	ZE90-3403	ZE90-3920	ZE90-3913
125SX/EXC	01-15	Orange	ZE90-3413	ZE90-3920	ZE90-3913
125SX	16	Orange	ZE90-3433	ZE90-3920	ZE90-3913
125SX/EXC/XC-W	17-21	Orange	ZE90-3443	ZE90-3920	ZE90-3913
125XC	21	Orange	ZE90-3443	ZE90-3920	ZE90-3913
150SX/XC	09-15	Orange	ZE90-3413	ZE90-3920	ZE90-3913
150SX	16	Orange	ZE90-3433	ZE90-3920	ZE90-3913
150SX/XC-W/XC-W TPI	17-21	Orange	ZE90-3443	ZE90-3920	ZE90-3913
200EXC	01-16	Orange	ZE90-3413	ZE90-3920	ZE90-3913
200SX/MXC	01-04	Orange	ZE90-3413	ZE90-3920	ZE90-3913
200XC/XC-W	06-15	Orange	ZE90-3413	ZE90-3920	ZE90-3913
250SX/EXC/EXC TPI/XC TPI/XC-W	17-21	Orange	ZE90-3413	ZE90-3920	ZE90-3913
250SX-F/XC-F	11-12	Orange	ZE90-3423	ZE90-3930	ZE90-3913
250SX-F/XC-F	13-21	Orange	ZE90-3413	ZE90-3920	ZE90-3913
250EXC-F/XCF-W	09-11	Orange	ZE90-3413	ZE90-3920	ZE90-3913
250EXC-F/XCF-W	12-16	Orange	ZE90-3423	ZE90-3930	ZE90-3913
250EXC-F	17-21	Orange	ZE90-3413	ZE90-3920	ZE90-3913
300XC/XC TPI/EXC/EXC TPI/XC-W TPI	17-21	Orange	ZE90-3413	ZE90-3920	ZE90-3913
350SX-F/XC-F	11-21	Orange	ZE90-3413	ZE90-3920	ZE90-3913
250EXC-F/XCF-W	12-16	Orange	ZE90-3423	ZE90-3930	ZE90-3913
350EXC-F/XCF-W	17-21	Orange	ZE90-3413	ZE90-3920	ZE90-3913
450SX	03-06	Orange	ZE90-3413	ZE90-3920	ZE90-3913
450SXS-F	07-08	Orange	ZE90-3413	ZE90-3920	ZE90-3913
450SX-F	07-12	Orange	ZE90-3413	ZE90-3920	ZE90-3913
450XC-F	08-09	Orange	ZE90-3413	ZE90-3920	ZE90-3913
450SX-F/XC-F	13-15	Orange	ZE90-3423	ZE90-3930	ZE90-3913
450SX-F/XC-F	16-21	Orange	ZE90-3433	ZE90-3920	ZE90-3913
450EXC	03-16	Orange	ZE90-3423	ZE90-3930	ZE90-3913
450EXC-F	17-21	Orange	ZE90-3433	ZE90-3920	ZE90-3913
450XC-W	07-16	Orange	ZE90-3423	ZE90-3930	ZE90-3913
500EXC	12-16	Orange	ZE90-3423	ZE90-3930	ZE90-3913
500EXC-F/XC-FW	17-21	Orange	ZE90-3433	ZE90-3920	ZE90-3913
500XC-W	12-16	Orange	ZE90-3423	ZE90-3930	ZE90-3913
505SX-F	07-08	Orange	ZE90-3413	ZE90-3920	ZE90-3913
505XC-F	08-09	Orange	ZE90-3413	ZE90-3920	ZE90-3913
690 ENDURO R	14-18	Orange	ZE90-3433	ZE90-3920	ZE90-3913
HUSQVARNA					
TC85	15-17	Blue	ZE90-3406	ZE90-3920	ZE90-3916
TC125	14-15	Blue	ZE90-3416	ZE90-3920	ZE90-3916
	16	Blue	ZE90-3436	ZE90-3920	ZE90-3916
TC125	17-21	Blue	ZE90-3446	ZE90-3920	ZE90-3916
TC250	17-21	Blue	ZE90-3416	ZE90-3920	ZE90-3916
FC250/350	14-21	Blue	ZE90-3416	ZE90-3920	ZE90-3916
FC450	14-15	Blue	ZE90-3426	ZE90-3930	ZE90-3916
	16-21	Blue	ZE90-3436	ZE90-3920	ZE90-3916
TE125	14-16	Blue	ZE90-3416	ZE90-3920	ZE90-3916
TE150/I	17-21	Blue	ZE90-3446	ZE90-3920	ZE90-3916
TE250/I	17-21	Blue	ZE90-3416	ZE90-3920	ZE90-3916
TE300/I	17-21	Blue	ZE90-3416	ZE90-3920	ZE90-3916
FE250-501	14-16	Blue	ZE90-3426	ZE90-3930	ZE90-3916
FE250/350	17-21	Blue	ZE90-3416	ZE90-3920	ZE90-3916
FE450/501	17-21	Blue	ZE90-3436	ZE90-3920	ZE90-3916
TX125	17-19	Blue	ZE90-3446	ZE90-3920	ZE90-3916
TX300/I	17-21	Blue	ZE90-3416	ZE90-3920	ZE90-3916
FX350	17-21	Blue	ZE90-3416	ZE90-3920	ZE90-3916
FX450	17-21	Blue	ZE90-3436	ZE90-3920	ZE90-3916
	15	Blue	ZE90-3426	ZE90-3930	ZE90-3916
FS450	16-20	Blue	ZE90-3436	ZE90-3920	ZE90-3916
701ENDURO/SUPERMOTO	16-20	Blue	ZE90-3436	ZE90-3920	ZE90-3916
701ENDURO LR	20	Blue	ZE90-3436	ZE90-3920	ZE90-3916

NOTE : After selecting the desired tip position, apply a thread Locking agent and tighten firmly.

TRIGGER



ZE90-7012
CRF250R/450R



ZE90-7416
Husqvarna



ZE90-7350
SEROW250
TRICKER
XT250X
XT250



ZE90-7423
KTM

TRIGGER BRAKE PEDAL

- Brake arm is made of forged A2014 aluminum for durability.
- Black anodized finish with laser print logo.
- Made of CNC machined 7000 grade aluminum.
- Bolt, pin and spring are made of stainless steel for less corrosion.
- Comes with brake saver.



ZE90-7082
CRF1000L Africa twin



Black anodized finish with laser print logo.



Thin tip design to prevent it from hitting the ground. Designed to prevent sand and mud from entering the tip folding area from front and side of brake tips. Pins are designed for sensitive pedal control and traction.



Designed to prevent sand and mud from entering tip folding area from front and side of brake tips.



Provides 2 different positions.

Bike	Year	Color	Part #
HONDA			
CRF250R	04-21	Red	ZE90-7012
CRF450R	05-21	Red	ZE90-7012
CRF250RX	19-21	Red	ZE90-7012
CRF450RX	17-21	Red	ZE90-7012
CRF250L/M	12-20	Red	ZE90-7022
CRF250RALLY	17-20	Red	ZE90-7022
CRF1000L/DCT	16-19	Red	ZE90-7082
CRF1100L AFRICA TWIN /DCT	20	Red	ZE90-7082
CRF1100L AFRICA TWIN ADV SPORTS ES/DCT	20	Red	ZE90-7082
YAMAHA			
YZ125	05-21	Blue	ZE90-7316
YZ250	05-21	Blue	ZE90-7316
YZ250F	10-21	Blue	ZE90-7326
YZ450F	19-21	Blue	ZE90-7336
YZ125X	17-21	Blue	ZE90-7316
YZ250X	16-21	Blue	ZE90-7316
YZ250FX	15-20	Blue	ZE90-7326
YZ450FX	16-21	Blue	ZE90-7336
WR250F	15-20	Blue	ZE90-7326
WR450F	12-21	Blue	ZE90-7336
WR250R/X	07-20	Blue	ZE90-7346
SEROW250	05-20	Black	ZE90-7350
TRICKER	04-18	Black	ZE90-7350
XT250X	06-17	Black	ZE90-7350
XT250	08-21	Black	ZE90-7350
KWASAKI			
KX250F	06-18	Red	ZE90-7112
KX250	19-20	Red	ZE90-7112
KX450F	16-18	Red	ZE90-7122
KX450	19-20	Red	ZE90-7122
KLX300R	20	Red	ZE90-7182
KLX250/D-TRACKER	01-20	Red	ZE90-7182
SUZUKI			
RMZ250	13-18	Red	ZE90-7212
RMZ450	08-20	Red	ZE90-7222
RMX450Z	10-19	Red	ZE90-7222
250SB	02-06	Red	ZE90-7182
DRZ400S/SM	00-19	Red	ZE90-7282
KTM			
125EXC	11-16	Orange	ZE90-7413
125SX	11-15	Orange	ZE90-7413
125SX	16-21	Orange	ZE90-7423
125XC	21	Orange	ZE90-7423
125XC-W	17	Orange	ZE90-7423
150SX/XC	11-15	Orange	ZE90-7413
150SX/XC-W/XC-W TPI	16-21	Orange	ZE90-7423
200EXC/XC/XC-W	01-16	Orange	ZE90-7413
250SX	11-16	Orange	ZE90-7413
250SX-F/XC-F	11-15	Orange	ZE90-7413
250SX-F/XC-F	16-21	Orange	ZE90-7423
250EXC-F/XCF-W	11-16	Orange	ZE90-7413
250EXC-F	17-19	Orange	ZE90-7423
300XC/XC-W	11-16	Orange	ZE90-7413
350SX-F/XC-F	11-15	Orange	ZE90-7413
350SX-F/XC-F	16-21	Orange	ZE90-7423
350EXC-F/XCF-W	11-16	Orange	ZE90-7413
350EXC-F/XCF-W	17-19	Orange	ZE90-7423
450SX-F/XC-F	11-15	Orange	ZE90-7413
450SX-F	16-21	Orange	ZE90-7423
450EXC/XC-W	12-16	Orange	ZE90-7413
450EXC-F	17-21	Orange	ZE90-7423
500EXC/XC-W	12-16	Orange	ZE90-7413
500EXC-F/XCF-W	17-21	Orange	ZE90-7423
HUSQVARNA			
TC125	16-21	Blue	ZE90-7426
TC250	14-16	Blue	ZE90-7416
FC250/350/450	14-15	Blue	ZE90-7416
	16-21	Blue	ZE90-7426
TX125	17-19	Blue	ZE90-7426
FX350/450	17-21	Blue	ZE90-7426
TE150/I	17-21	Blue	ZE90-7426
TE250/300	14-16	Blue	ZE90-7416
FE250-501	14-16	Blue	ZE90-7416
FE250/350	17-19	Blue	ZE90-7426
FE450/501	17-21	Blue	ZE90-7426
FX350/450	17-21	Blue	ZE90-7426
FS450	15	Blue	ZE90-7416
	16-20	Blue	ZE90-7426

Replacement Tip Mount



Black

Red



Orange

Blue

Part #	Color
ZE90-7900	Black
ZE90-7902	Red
ZE90-7903	Orange
ZE90-7906	Blue

Replacement Pin Set



Part #
ZE90-7929



ALUMINUM FOOTPEG



ZETA

ALUMINUM FOOT PEGS

- CNC machined A2014 forged aluminum foot peg.
- 57 mm width foot pegs provides better foot peg traction and control.
- Light weight design comes with beautiful anodized finish and Zeta laser print logo.
- SUS 304 stainless pins provides better grip.
- Available for recent MX bikes.



Green
KAWASAKI



Orange
KTM,HUSQVARNA,BETA



Blue
YAMAHA,KTM,HUSQVARNA



Red
HONDA

Bike	Year	Black	Red
HONDA			
CR125R/250R	02-07	ZE93-1020	ZE93-1022
CRF150R	07-21	ZE93-1020	ZE93-1022
CRF250R	04-21	ZE93-1020	ZE93-1022
CRF450R	02-21	ZE93-1020	ZE93-1022
CRF250RX	19-21	ZE93-1020	ZE93-1022
CRF450RX	17-20	ZE93-1020	ZE93-1022
CRF250X	04-17	ZE93-1020	ZE93-1022
CRF450X	05-21	ZE93-1020	ZE93-1022
CRF250L/M	12-20	ZE93-1020	ZE93-1022
CRF250RALLY	17-20	ZE93-1020	ZE93-1022
CRF450L	19-20	ZE93-1020	ZE93-1022
CRF450RL	21	ZE93-1020	ZE93-1022
CRF1000L AFRICA TWIN/DCT	18-19	ZE93-1020	ZE93-1022
CRF1100L AFRICA TWIN/DCT	20	ZE93-1020	ZE93-1022
CRF1100L AFRICA TWIN			
ADV SPORTS ES/DCT	20	ZE93-1020	ZE93-1022
GROM	13-20	ZE93-1100	-
MONKEY125	20-21	ZE93-1100	-

Bike	Year	Black	Blue
YAMAHA			
YZ65	18-21	ZE93-1620	ZE93-1623
YZ85	02-21	ZE93-1620	ZE93-1623
YZ125	97-21	ZE93-1620	ZE93-1623
YZ250	98-21	ZE93-1620	ZE93-1623
YZ250F	01-16	ZE93-1620	ZE93-1623
	17-21	#1 ZE93-1620	ZE93-1623
YZ450F	03-15	ZE93-1620	ZE93-1623
	16-21	#1 ZE93-1620	ZE93-1623
YZ125X	17-21	ZE93-1620	ZE93-1623
YZ250X	16-21	ZE93-1620	ZE93-1623
YZ250FX	15-20	#1 ZE93-1620	ZE93-1623
YZ450FX	16-21	#1 ZE93-1620	ZE93-1623
WR250F	01-06	ZE93-1620	ZE93-1623
	07-20	#1 ZE93-1620	ZE93-1623
WR450F	03-15	ZE93-1620	ZE93-1623
	16-21	#1 ZE93-1620	ZE93-1623
SEROW250	05-20	ZE93-1670	-
TRICKER	04-18	ZE93-1670	-
WR155R	20	ZE93-1670	-
WR250R/X	07-20	-	ZE93-1663
XT250	08-21	ZE93-1670	-
TENERE700	20	#3 ZE93-1620	ZE93-1623

Bike	Year	Black	Green
KAWASAKI			
KX250F	09-18	ZE93-1220	ZE93-1224
KX250	19-21	ZE93-1220	ZE93-1224
KX450F	09-18	ZE93-1220	ZE93-1224
KX450	19-21	ZE93-1220	ZE93-1224
KX250X	21	ZE93-1220	ZE93-1224
KX450X	21	ZE93-1220	ZE93-1224

Bike	Year	Black	Blue	Orange
KTM				
65SX	09-21	ZE93-1810	-	ZE93-1817
85SX	13-17	ZE93-1810	-	ZE93-1817
	18-21	ZE93-1820	ZE93-1823	ZE93-1827
125SX/250-450SX-F	98-15	ZE93-1810	-	ZE93-1817
	16-21	ZE93-1820	ZE93-1823	ZE93-1827
250SX	98-16	ZE93-1810	-	ZE93-1817
	17-21	ZE93-1820	ZE93-1823	ZE93-1827
125-530 EXC/EXC-F	98-16	ZE93-1810	-	ZE93-1817
	17-21	#2 ZE93-1820	ZE93-1823	ZE93-1827
125-300XC	06-16	ZE93-1810	-	ZE93-1817
	17-21	ZE93-1820	ZE93-1823	ZE93-1827
250-450XC-F	08-15	ZE93-1810	-	ZE93-1817
	16-21	ZE93-1820	ZE93-1823	ZE93-1827
200-530XC-W/XCF-W	06-21	ZE93-1810	-	ZE93-1817
125-300XC-W	17-21	#2 ZE93-1820	ZE93-1823	ZE93-1827
FREERIDE250F	18-19	ZE93-1810	-	ZE93-1817
FREERIDE250R	14-17	ZE93-1810	-	ZE93-1817
FREERIDE350	12-17	ZE93-1810	-	ZE93-1817
790ADVENTURE/R	19	ZE93-1810	-	ZE93-1817
950ADVENTURE/S	03-06	ZE93-1810	-	ZE93-1817
950SUPER ENDURO/R	ALL	ZE93-1810	-	ZE93-1817
950SUPER MOTO/R	05-08	ZE93-1810	-	ZE93-1817
990ADVENTURE/R/S	ALL	ZE93-1810	-	ZE93-1817
990SUPER MOTO/R/T	09-13	ZE93-1810	-	ZE93-1817
1050ADVENTURE	15-16	ZE93-1810	-	ZE93-1817
1090ADVENTURE/R	17	ZE93-1810	-	ZE93-1817
1190ADVENTURE/R	13-16	ZE93-1810	-	ZE93-1817
1290SUPER ADVENTUR/R/S/T	15-17	ZE93-1810	-	ZE93-1817

Bike	Year	Black	Blue	Orange
HUSQVARNA				
TC65	17-21	ZE93-1810	-	ZE93-1817
TC85	14-17	ZE93-1810	-	ZE93-1817
	18-21	ZE93-1820	ZE93-1823	ZE93-1827
TC125/FC250-450	14-15	ZE93-1810	-	ZE93-1817
	16-21	ZE93-1820	ZE93-1823	ZE93-1827
TC250	14-16	ZE93-1810	-	ZE93-1817
	17-21	ZE93-1820	ZE93-1823	ZE93-1827
TE/FE150-501	14-16	ZE93-1810	-	ZE93-1817
	17-21	#2 ZE93-1820	ZE93-1823	ZE93-1827
TX125	17-19	#2 ZE93-1820	ZE93-1823	ZE93-1827
TX/FX300-450	17-21	ZE93-1820	ZE93-1823	ZE93-1827
FS450	15	ZE93-1810	-	ZE93-1817
	16-20	#2 ZE93-1820	ZE93-1823	ZE93-1827

Bike	Year	Black	Blue	Orange
BETA				
RR2T 125-300	13-19	ZE93-1810	-	ZE93-1817
RR4T 350-500	10-18	ZE93-1810	-	ZE93-1817
X-TRAINER	15-18	ZE93-1810	-	ZE93-1817

Replacement Pin Set

Part #
ZE90-1997



#1 Stock +5 mm

#2 Stock -5 mm

#3 D48-01-110 FOOT PEG SPRING PIN SET are required for fitting.

CONTROL



LEVER



HANDLEBAR ACCESSORIES



HAND GUARD



BODY GUARD



BODY PARTS



FOOT PARTS



SUSPENSION



ACCESSORIES



CARBON



ZETA

FRONT FORK BOTTOM ADJUSTER

- It allows the adjuster to adjust on the bottom of the front fork without using a tool.
- Just pinch and turn. It relieves the stress job "turning and adjusting with a flat tip screwdriver".
- Click feeling allows easy adjustment of front fork suspension bottom adjuster.
- Easy to install, just replace OEM bottom adjuster bolt to our kit.
- CNC machined from high grade aluminum for extreme durability.
- Black anodized body and red anodized adjuster knob.

Part #	Type	Dial	Kit contents
ZE56-20010	KYB AOS	6 clicks / 1 dial	2pcs
ZE56-20020	SHOWA AOS	6 clicks / 1 dial	2pcs
ZE56-20030	WP AER	8 clicks / 1 dial	1pc



Bike	Year	Part #	Bike	Year	Part #
HONDA			HUSQVERNA		
CRF250R	18-21	ZE56-20020	CR125	10-13	ZE56-20010
	09-14	ZE56-20010	CR150	11	ZE56-20010
CRF450R	17-21	ZE56-20020	TC250	10-13	ZE56-20010
CRF250RX	19-21	ZE56-20020	TC449	11-13	ZE56-20010
CRF450RX	17-21	ZE56-20020	TC450	10	ZE56-20010
CRF450X	19-21	ZE56-20020	TXC250	10-13	ZE56-20010
CRF450L	19-20	ZE56-20020	TXC449	11-13	ZE56-20010
CRF450RL	21	ZE56-20020	TXC450	10	ZE56-20010
YAMAHA			TXC510	10	ZE56-20010
YZ125	08-21	ZE56-20010	TXC511	11-13	ZE56-20010
YZ250	08-21	ZE56-20010	TC125	17-20	ZE56-20030
YZ250F	08-21	ZE56-20010	TC250	17-20	ZE56-20030
YZ450F	08-21	ZE56-20010	FC250	17-20	ZE56-20030
YZ125X	17-21	ZE56-20010	FC350	17-20	ZE56-20030
YZ250X	16-21	ZE56-20010	FC450	17-20	ZE56-20030
YZ250FX	15-21	ZE56-20010	FX450	17-20	ZE56-20030
YZ450FX	16-21	ZE56-20010	FX350	17-20	ZE56-20030
WR250F	15-21	ZE56-20010	TX300	17-20	ZE56-20030
WR450F	12-21	ZE56-20010	GASGAS		
KAWASAKI			EC250	18-20	ZE56-20010
KX250	20-21	ZE56-20010	EC300	18-20	ZE56-20010
KX250X	21	ZE56-20010	XC250	18-20	ZE56-20010
KX450F	08-14	ZE56-20010	XC300	18-20	ZE56-20010
KX450	19-21	ZE56-20020	ENDURO GP250	18-20	ZE56-20010
KX450X	21	ZE56-20020	ENDURO GP300	18-20	ZE56-20010
SUZUKI			SHERCO		
RM-Z250	19-20	ZE56-20010	250SE FACTORY	19-20	ZE56-20010
RM-Z450	18-20	ZE56-20020	300SE FACTORY	19-20	ZE56-20010
KTM			250SEF FACTORY	19-20	ZE56-20010
125SX	16-21	ZE56-20030	300SEF FACTORY	19-20	ZE56-20010
150SX	16-20	ZE56-20030	450SEF FACTORY	19-20	ZE56-20010
250SX	17-20	ZE56-20030	500SEF FACTORY	19-20	ZE56-20010
250SX-F	16-20	ZE56-20030	125SC FACTORY	19-20	ZE56-20010
350SX-F	16-20	ZE56-20030	250SC FACTORY	19-20	ZE56-20010
450SX-F	16-20	ZE56-20030	300SC FACTORY	19-20	ZE56-20010
250XC	17-20	ZE56-20030	250SCF FACTORY	19-20	ZE56-20010
300XC	17-20	ZE56-20030	300SCF FACTORY	19-20	ZE56-20010
250XC-F	17-20	ZE56-20030	450SCF FACTORY	19-20	ZE56-20010
350XC-F	17-20	ZE56-20030	500SCF FACTORY	19-20	ZE56-20010
450XC-F	17-20	ZE56-20030			

CONTROL



LEVER



HANDLEBAR ACCESSORIES



HAND GUARD



BODY GUARD



BODY PARTS



FOOT PARTS



SUSPENSION



ACCESSORIES



CARBON



ZETA

OFF-ROAD SUSPENSION KIT CROSS CUB 110

The front is a high lift specification that increases the stroke amount and overall length by +30 mm by changing to a long type cylinder. A special front spring is set, and the spring rate is changed to 20% higher than the stock one according to the extended stroke amount. Along with this, the effectiveness of the damper is also adjusted to enable smooth movement with a long stroke, improve road followability on dirt roads, and suppress bottom thrust.

- High lift specification that extends the total length by +30 mm by replacing it with a strong rear shock bracket.
- Needle bearing is already installed in the shock mounting part at the bottom of the bracket.
- Since it rotates without resistance compared to the standard rubber bush, it absorbs impact more smoothly without giving unnecessary resistance to the compression and rebound operation of the damper.

Part #

[ZE56-9510](#)


Bike	Year	Black	Red	Blue	Gold
HONDA					
CR80/85	96-07	-	ZE56-10042	-	-
CRF150R	07-21	-	ZE56-10042	-	-
CRF250R	15-17	-	ZE56-10082	-	-
	18-21	-	ZE56-10172	-	-
CRF450R	09-12	ZE56-10180	-	ZE56-10186	-
	13-14	-	ZE56-10062	-	-
	15-16	-	ZE56-10152	-	-
	17-21	-	ZE56-10172	-	-
CRF250RX	19-21	-	ZE56-10172	-	-
CRF450RX	17-21	-	ZE56-10172	-	-
CRF450X	19-21	-	ZE56-10172	-	-
CRF450L	19-20	-	ZE56-10172	-	-
CRF450RL	21	-	ZE56-10172	-	-
XR250	03-07	ZE56-10110	ZE56-10112	-	-
CRM250R/AR	91-98	-	ZE56-10122	-	-
CRF250L/M	12-17	-	ZE56-10132	-	-
CRF250RALLY	17-19	-	ZE56-10132	-	-
YAMAHA					
YZ80/85	93-18	-	-	ZE56-10056	-
YZ125	04	ZE56-10030	-	ZE56-10036	-
	06-21	ZE56-10180	-	ZE56-10186	-
YZ250	04	ZE56-10030	-	ZE56-10036	-
	06-21	ZE56-10180	-	ZE56-10186	-
YZ250F	04	ZE56-10030	-	ZE56-10036	-
	06-21	ZE56-10180	-	ZE56-10186	-
YZ450F	04	ZE56-10030	-	ZE56-10036	-
	06-21	ZE56-10180	-	ZE56-10186	-
YZ125X	17-21	ZE56-10180	-	ZE56-10186	-
YZ250X	16-21	ZE56-10180	-	ZE56-10186	-
YZ250FX	15-21	ZE56-10180	-	ZE56-10186	-
YZ450FX	16-21	ZE56-10180	-	ZE56-10186	-
WR250F	06-14	ZE56-10030	-	ZE56-10036	-
	15-21	ZE56-10180	-	ZE56-10186	-
WR450F	05-11	ZE56-10030	-	ZE56-10036	-
	12-21	ZE56-10180	-	ZE56-10186	-
SEROW250	05-20	-	-	-	ZE56-10524
WR250R/X	07-17	-	-	ZE56-10016	-
XT250X	06-17	-	-	-	ZE56-10524
DT200WR	91-94	ZE56-10140	-	-	-
KAWASAKI					
KX80/85	92-21	ZE56-10100	-	-	-
KX100	95-21	ZE56-10100	-	-	-
KX125	03-08	ZE56-10030	-	ZE56-10036	-
KX250	03-04	ZE56-10030	-	ZE56-10036	-
KX250F	04-05	ZE56-10030	-	ZE56-10036	-
KX250	20-21	ZE56-10180	-	ZE56-10186	-
	21	ZE56-10180	-	ZE56-10186	-
KX250X	08-12	ZE56-10180	-	ZE56-10186	-
	13-14	ZE56-10070	-	-	-
	15-18	ZE56-10090	-	-	-
KX450F	19-21	-	ZE56-10172	-	-
	21	-	ZE56-10172	-	-
KX450	07-19	ZE56-10180	-	ZE56-10186	-
KX450X	21	-	ZE56-10172	-	-
KLX450R	07-19	ZE56-10180	-	ZE56-10186	-
KDX250SR	91-94	ZE56-10110	ZE56-10112	-	-
KDX250R	93-95	ZE56-10110	ZE56-10112	-	-
KLX250SR	91-94	ZE56-10110	ZE56-10112	-	-
KLX250R	93-97	ZE56-10110	ZE56-10112	-	-
KLX230	20	-	-	-	ZE56-10535
KLX230R	20-21	-	-	-	ZE56-10535
KLX250	98-16	ZE56-10110	ZE56-10112	-	-
SUZUKI					
RM85	02-19	-	ZE56-10042	-	-
RM-Z250	04-06	ZE56-10030	-	ZE56-10036	-
	16-18	ZE56-10160	-	-	-
	19-20	ZE56-10180	-	ZE56-10186	-
RM-Z450	15-17	ZE56-10090	-	-	-
	18-20	-	ZE56-10172	-	-



ZETA FRONT FORK TOP CAP

- Made of CNC machined 7000 grade aluminum, durable and light weight design.
- Top cap integrated damping adjuster allows you to adjust damping ratio without any tools, quick and easy to adjust.
- Integrated air bleeder on top cap provides more space, no need to worry about air bleeder breakage by hitting handlebar.

Bike	Year	Black	Blue
HUSQVARNNA			
CR150	11	ZE56-10180	ZE56-10186
TC250	10-13	ZE56-10180	ZE56-10186
TC449	11-13	ZE56-10180	ZE56-10186
CR125	10-13	ZE56-10180	ZE56-10186
CR450	10	ZE56-10180	ZE56-10186
TXC250	10-13	ZE56-10180	ZE56-10186
TXC449	11-13	ZE56-10180	ZE56-10186
TXC450	10	ZE56-10180	ZE56-10186
TXC510	10	ZE56-10180	ZE56-10186
TXC511	11-13	ZE56-10180	ZE56-10186
GASGAS			
EC250	18-20	ZE56-10180	ZE56-10186
XC250	18-20	ZE56-10180	ZE56-10186
EC300	18-20	ZE56-10180	ZE56-10186
XC300	18-20	ZE56-10180	ZE56-10186
ENDURO GP250	18-20	ZE56-10180	ZE56-10186
ENDURO GP300	18-20	ZE56-10180	ZE56-10186
SHERCO			
250SE FACTORY	19-20	ZE56-10180	ZE56-10186
300SE FACTORY	19-20	ZE56-10180	ZE56-10186
250SEF FACTORY	19-20	ZE56-10180	ZE56-10186
300SEF FACTORY	19-20	ZE56-10180	ZE56-10186
450SEF FACTORY	19-20	ZE56-10180	ZE56-10186
500SEF FACTORY	19-20	ZE56-10180	ZE56-10186
125SC FACTORY	19-20	ZE56-10180	ZE56-10186
250SC FACTORY	19-20	ZE56-10180	ZE56-10186
300SC FACTORY	19-20	ZE56-10180	ZE56-10186
250SCF FACTORY	19-20	ZE56-10180	ZE56-10186
300SCF FACTORY	19-20	ZE56-10180	ZE56-10186
450SCF FACTORY	19-20	ZE56-10180	ZE56-10186
500SCF FACTORY	19-20	ZE56-10180	ZE56-10186



ZETA FRONT FORK TOP CAP INITIAL ADJUSTER

- Allows to adjustment of the front suspension preload.
- The preload adjustment range is set from -5mm to +10mm, and it supports various situations such as a light weight rider or trail rider.
- An air bleeder is equipped to release pressure in the suspension without special tools.
- Setting initial preload to the spring is to reduce (Nose dive) spring bottoming out by heavy braking.
- 1 set for left and right.

Part #	Bike
ZE56-10524	SEROW250/XT250 08-
ZE56-10535	KLX230R '20

CONTROL



LEVER



HANDLEBAR ACCESSORIES



HAND GUARD



BODY GUARD



BODY PARTS



FOOT PARTS



SUSPENSION

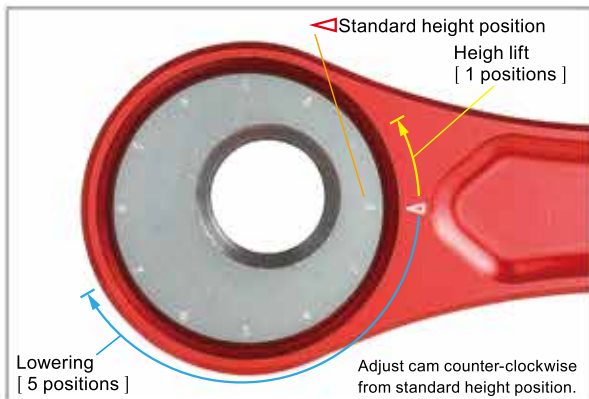


ACCESSORIES



CARBON





Bike	Year	ADJUSTABLE	LOWERING
HONDA (Red)			
CRF150R	07-21	-	ZE56-05012
CRF250R	14-17	ZE56-01032	ZE56-05032
	18-21	ZE56-01042	ZE56-05042
CRF450R	16	ZE56-01032	ZE56-05032
	17-20	ZE56-01042	ZE56-05042
CRF250RX	19-21	ZE56-01042	ZE56-05042
CRF450RX	17-20	ZE56-01042	ZE56-05042
CRF450L	19-20	ZE56-01042 #3	ZE56-05042
CRF450RL	21	ZE56-01042	ZE56-05042
CRF250X	07-17	-	ZE56-05062
CRF450X	08-17	ZE56-01082	ZE56-05082
	19-21	ZE56-01042 #3	ZE56-05042
CRF250L	13-20	ZE56-01132	ZE56-05132 #1
CRF250L LD	17-20	ZE56-01132	ZE56-05132 #1
CRF250RALLY	17-20	-	ZE56-05182
CRF250RALLY LD	17-20	ZE56-01132	ZE56-05132 #1
CRF1000L AFRICA TWIN	16-19	ZE56-01162	ZE56-05162
CRF1100L AFRICA TWIN/DCT	20	ZE56-01162	ZE56-05162
CRF1100L AFRICA TWIN ADV SPORTS ES/DCT	20	ZE56-01162	ZE56-05162
YAMAHA (Blue)			
YZ85	94-21	-	ZE56-05606
YZ125	06-21	ZE56-01616	ZE56-05616
YZ250	06-21	ZE56-01616	ZE56-05616
YZ250F	14-21	ZE56-01656	ZE56-05656
YZ450F	10-21	ZE56-01656	ZE56-05656
YZ125X	17-21	ZE56-01616	ZE56-05616
YZ250X	16-21	ZE56-01616	ZE56-05616
YZ250FX	15-21	ZE56-01656	ZE56-05656
YZ450FX	16-21	ZE56-01656	ZE56-05656
WR250F	07-14	-	ZE56-05636
	15-21	ZE56-01656	ZE56-05656
WR450F	07-15	-	ZE56-05636
	16-21	ZE56-01656	ZE56-05656
WR250R/X	07-17	ZE56-01736	ZE56-05736
KAWASAKI (Black)			
KX85 #2	91-21	-	ZE56-05210
KX250F	17-18	ZE56-01230	-
KX250	19-20	ZE56-01230	-
KX450F	17-18	ZE56-01270	ZE56-05270
KLX230	20	-	ZE56-05350
SUZUKI (Red)			
RM85	05-19	-	ZE56-05412
RMZ250	13-18	ZE56-01432	ZE56-05432
RMZ450	13-17	-	ZE56-05472
DRZ400/E/S/SM	00-17	ZE56-01582	ZE56-05582
KTM (Orange)			
125SX	16-21	-	ZE56-05843
150SX	16-21	-	ZE56-05843
250SX	17-21	-	ZE56-05843
250SX-F	16-21	-	ZE56-05843
350SX-F	16-21	-	ZE56-05843
450SX-F	16-21	-	ZE56-05843
125XC	21	-	ZE56-05843
250XC	17-21	-	ZE56-05843
300XC	17-21	-	ZE56-05843
250XC-F	16-21	-	ZE56-05843
350XC-F	16-21	-	ZE56-05843
450XC-F	16-21	-	ZE56-05843
HUSQVARNA (H-Blue)			
TC125	16-20	-	ZE56-05849
TC250	17-20	-	ZE56-05849
FC250	16-20	-	ZE56-05849
FC350	16-20	-	ZE56-05849
FC450	16-20	-	ZE56-05849
TE150	17-19	-	ZE56-05859
	20-21	-	ZE56-05849
TE250	17-19	-	ZE56-05859
	20-21	-	ZE56-05849
TE300	17-19	-	ZE56-05859
	20-21	-	ZE56-05849
FE250	17-19	-	ZE56-05859
	20-21	-	ZE56-05849
FE350	17-19	-	ZE56-05859
	20-21	-	ZE56-05849
FE450	17-19	-	ZE56-05859
	20-21	-	ZE56-05849
FE501	17-19	-	ZE56-05859
	20-21	-	ZE56-05849
TX125	17-18	-	ZE56-05859
TX300	17-21	-	ZE56-05849
FX350	17-21	-	ZE56-05849
FX450	17-21	-	ZE56-05849

ZETA ADJUSTABLE LOWERING LINK KIT

- Adjustable seat height by rotating the attachment to change link rod length. (Reference : About + 5 mm ~ - 25 mm. Vary by models.)
- Also adjustable operation of the rear suspension according to the situation, such as off-road course by changing the lever link ratio.
- 5 clips to lower. A standard position and 1 clip to lift up. Total 7 clips range adjustment.
- Bolt on design, pre-installed bearings and dust seal, only changing a stock link rod.
- Made of 7000 grade CNC machined aluminum with anodized finish and ZETA laser printed logo.



ZETA LOWERING LINK KIT

- Provides lower seat height.
- Bolt on design, easy to install, just replace to this linkage to make your seat height around 30mm lower.
- Made of 7000 grade CNC machined aluminum with anodized finish and ZETA laser printed logo.
- Available for many models includes KTM and Husqvarna.



#1 Bearing dust seal does not come with this kit, reuse stock dust seal or purchase new dust seals.
#2 KX85 does not include bearings and seals. Please prepare stock products diverted or separately.
#3 No high-lift setting, 7 lowering settings are available.

CONTROL



LEVER



HANDLEBAR ACCESSORIES



HAND GUARD



BODY GUARD



BODY PARTS



FOOT PARTS



SUSPENSION



ACCESSORIES



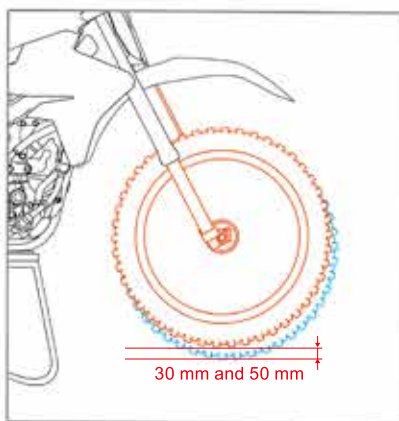
CARBON



ZETA FRONT SUSPENSION LOWERING INNER KIT

- Front fork lowering inner kit for KYB, SHOWA and WP front fork suspensions.
- Replace front fork inner parts with this kit. It provides 30 mm and 50 mm lower height.
- Replacing SWOWA and WP front fork spring seat and fits inner collar to make your suspension 30 mm lower than stock height.
- Make front fork fully extended length shorter, but no in change length when the fork is shortened.
- Keep clearance between wheel and under fender, even on lowering.

Part #	Size
ZE56-31010	KYB AOS 24ø-30mm
ZE56-31020	KYB AOS 25ø-30mm
ZE56-31030	KYB AOS 24ø-50mm
ZE56-31050	SHOWA AOS -30mm
ZE56-31070	WP XPlor -30mm



SHOWA AOS -30 mm
ZE56-31050



WP XPlor48 -30 mm
ZE56-31070

Bike	Year	-30mm	-50mm
HONDA			
CRF250R	10-14	ZE56-31010	ZE56-31030
	18-21	ZE56-31050	-
CRF450R	09-12	ZE56-31010	ZE56-31030
	17-21	ZE56-31050	-
CRF250RX	19-21	ZE56-31050	-
CRF450RX	17-21	ZE56-31050	-
CRF450X	19-21	ZE56-31050	-
CRF450L	19-20	ZE56-31050	-
CRF450RL	21	ZE56-31050	-
YAMAHA			
YZ125	06-21	ZE56-31010	ZE56-31030
YZ250	06-21	ZE56-31010	ZE56-31030
YZ250F	06-18	ZE56-31010	ZE56-31030
	19-21	ZE56-31020	-
YZ450F	06-17	ZE56-31010	ZE56-31030
	18-21	ZE56-31020	-
YZ125X	17-21	ZE56-31010	ZE56-31030
YZ250X	16-21	ZE56-31010	ZE56-31030
YZ250FX	15-19	ZE56-31010	ZE56-31030
YZ450FX	20-21	ZE56-31020	-
	16-18	ZE56-31010	ZE56-31030
WR250F	19-21	ZE56-31020	-
	15-19	ZE56-31010	ZE56-31030
WR450F	20-21	ZE56-31020	-
	12-18	ZE56-31010	ZE56-31030
	19-21	ZE56-31020	-
KAWASAKI			
KX250	05-08	ZE56-31010	ZE56-31030
KX250	20-21	ZE56-31020	-
KX250X	21	ZE56-31020	-
KX450F	07-12	ZE56-31010	ZE56-31030
	19-21	ZE56-31050	-
KX450X	21	ZE56-31050	-
KLX450R	07-19	ZE56-31010	ZE56-31030

Bike	Year	-30mm	-50mm
SUZUKI			
RM-Z250	19-20	ZE56-31010	ZE56-31030
RM-Z450	18-20	ZE56-31050	-
KTM			
150EXC	20-21	ZE56-31070	-
250EXC	17-21	ZE56-31070	-
300EXC	17-21	ZE56-31070	-
250EXC-F	17-21	ZE56-31070	-
350EXC-F	17-21	ZE56-31070	-
450EXC-F	17-21	ZE56-31070	-
500EXC-F	17-21	ZE56-31070	-
125XC-W	17-19	ZE56-31070	-
150XC-W	17-21	ZE56-31070	-
250XC-W	17-21	ZE56-31070	-
300XC-W	17-21	ZE56-31070	-
350XC-F	20-21	ZE56-31070	-
500XC-F	20-21	ZE56-31070	-
HUQVARNA			
CR125	10-13	ZE56-31010	ZE56-31030
CR150	11	ZE56-31010	ZE56-31030
TC250	10-13	ZE56-31010	ZE56-31030
TC449	11-13	ZE56-31010	ZE56-31030
TC450	10	ZE56-31010	ZE56-31030
TXC250	10-13	ZE56-31010	ZE56-31030
TXC449	11-13	ZE56-31010	ZE56-31030
TXC450	10	ZE56-31010	ZE56-31030
TXC510	10	ZE56-31010	ZE56-31030
TXC511	11-13	ZE56-31010	ZE56-31030
TE150	17-21	ZE56-31070	-
TE250	17-21	ZE56-31070	-
TE300	17-21	ZE56-31070	-
FE250	17-21	ZE56-31070	-
FE350	17-21	ZE56-31070	-
FE450	17-21	ZE56-31070	-
FE501	17-21	ZE56-31070	-
701ENDURO	19	ZE56-31070	-

Bike	Year	-30mm	-50mm
GASGAS			
EC250	18-19	ZE56-31010	ZE56-31030
XC250	18-19	ZE56-31010	ZE56-31030
EC300	18-19	ZE56-31010	ZE56-31030
XC300	18-19	ZE56-31010	ZE56-31030
ENDURO GP250	18-19	ZE56-31010	ZE56-31030
ENDURO GP300	18-19	ZE56-31010	ZE56-31030
SHERCO			
125SE RACING	18-19	ZE56-31070	-
250SE RACING	19	ZE56-31070	-
300SE RACING	19	ZE56-31070	-
250SEF RACING	19	ZE56-31070	-
300SEF RACING	19	ZE56-31070	-
450SEF RACING	19	ZE56-31070	-
125SE SIXDAYS	18	ZE56-31070	-
250SE SIXDAYS	18	ZE56-31070	-
300SE SIXDAYS	18	ZE56-31070	-
250SEF SIXDAYS	18	ZE56-31070	-
300SEF SIXDAYS	18	ZE56-31070	-
450SEF SIXDAYS	18	ZE56-31070	-
250SE FACTORY	18	ZE56-31070	-
	19-20	ZE56-31010	ZE56-31030
300SE FACTORY	18	ZE56-31070	-
	19-20	ZE56-31010	ZE56-31030
250SEF FACTORY	18	ZE56-31070	-
	19-20	ZE56-31010	ZE56-31030
300SEF FACTORY	18	ZE56-31070	-
	19-20	ZE56-31010	ZE56-31030
450SEF FACTORY	18	ZE56-31070	-
	19-20	ZE56-31010	ZE56-31030
500SEF FACTORY	19-20	ZE56-31010	ZE56-31030
125SC FACTORY	19-20	ZE56-31010	ZE56-31030
250SC FACTORY	19-20	ZE56-31010	ZE56-31030
300SC FACTORY	19-20	ZE56-31010	ZE56-31030
250SCF FACTORY	19-20	ZE56-31010	ZE56-31030
300SCF FACTORY	19-20	ZE56-31010	ZE56-31030
450SCF FACTORY	19-20	ZE56-31010	ZE56-31030
500SCF FACTORY	19-20	ZE56-31010	ZE56-31030



ZETA FREE PISTON for KYB Twin Chamber

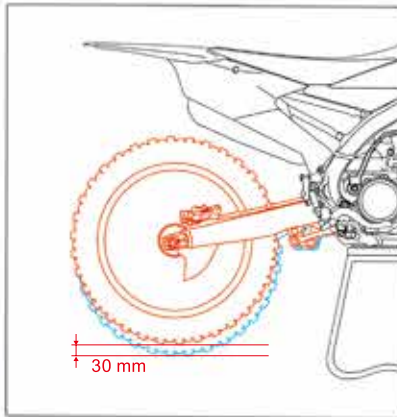
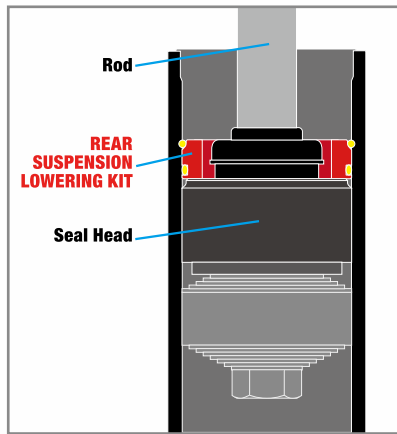
- Replacement free piston kit for KYB AOS (Twin chamber) front forks.
- Made of light weight aluminum, more durable than OE free piston.
- Great to use for enduro racing (LT model).
- Suspension stiffness can be changed, and to provide progressive suspension feel by changing oil level.

Part #	Size	Description
ZE56-40010	STD	Provides OE suspension feeling.
ZE56-40010	LT	Light weight and less friction design, provides soften and smooth front fork moving.

Bike	Year
HONDA	
CRF450R	09-12
YAMAHA	
YZ125	06-21
YZ250	06-21
YZ250F	06-21
YZ450F	06-21
YZ125X	17-21
YZ250X	16-21
YZ250FX	15-21
YZ450FX	16-21
WR250F	15-21
WR450F	12-21
KAWASAKI	
KX250	20-21
KX250X	21
KX450F	07-12
KLX450R	07-19
SUZUKI	
RMZ250	19-20
HUSQVARNA	
CR125	10-13
CR150	11
TC250	10-13
TC449	11-13
CR450	10
TXC250	10-13
TXC449	11-13
TXC450	10
TXC510	10
TXC511	11-13

Bike	Year
GASGAS	
EC250	18-20
XC250	18-20
EC300	18-20
XC300	18-20
ENDURO GP250	18-20
ENDURO GP300	18-20
SHERCO	
125SC FACTORY	19-20
250SC FACTORY	19-20
300SC FACTORY	19-20
250SCF FACTORY	19-20
300SCF FACTORY	19-20
450SCF FACTORY	19-20
500SCF FACTORY	19-20
250SE FACTORY	19-20
300SE FACTORY	19-20
250SEF FACTORY	19-20
300SEF FACTORY	19-20
450SEF FACTORY	19-20
500SEF FACTORY	19-20





KYB/WP 46 mm
ZE56-32246



SHOWA/KYB/WP 50 mm
ZE56-32250

ZETA REAR SUSPENSION LOWERING OUTER KIT

- Lower your rear suspension without disassembling the rear shock unit.
- Push down seal head from out side of damper, and install this kit to lower your suspension 30 mm while keeping its function.
- Make the rear suspension's fully extended length shorter, but not change length when the shock is shortened. Keep clearance between wheel and under fender even upon lowering.
- Can be used with lowering link.
- Available in 46 mm size for KYB / WP and 50 mm size for KYB / SHOWA / WP rear suspension.

Part #	Description	Size	Color
ZE56-32246	KYB / WP	46mm	Blue
ZE56-32246	SHOWA / KYB / WP	50mm	Red

Bike	Year	Cylinder type φ46	Cylinder type φ50
KTM			
125SX	08-21	-	ZE56-32250
150SX	09-21	-	ZE56-32250
250SX	08-21	-	ZE56-32250
250SX-F	08-21	-	ZE56-32250
350SX-F	11-21	-	ZE56-32250
450SX-F	08-21	-	ZE56-32250
125EXC	08-13	-	ZE56-32250
125EXC SIXDAYS	08-14	-	ZE56-32250
150EXC	20-21	-	ZE56-32250
200EXC	08-14	-	ZE56-32250
250EXC/SIXDAYS	08-13	-	ZE56-32250
	17-21	ZE56-32246	-
250EXC-F/SIXDAYS	08-16	-	ZE56-32250
	17-21	ZE56-32246	-
300EXC	09-13	-	ZE56-32250
	17-21	ZE56-32246	-
300EXC SIXDAYS	08-13	-	ZE56-32250
	17-21	ZE56-32246	-
350EXC-F/SIXDAYS	12-16	-	ZE56-32250
	17-21	ZE56-32246	-
450EXC-F/SIXDAYS	08-16	-	ZE56-32250
	17-21	ZE56-32246	-
500EXC-F/SIXDAYS	12-16	-	ZE56-32250
	17-21	ZE56-32246	-
125XC	21	-	ZE56-32250
150XC	10-14	-	ZE56-32250
250XC	08-21	-	ZE56-32250
300XC	08-21	-	ZE56-32250
250XC-F	11-21	-	ZE56-32250
350XC-F	11-21	-	ZE56-32250
450XC-F	13-21	-	ZE56-32250
125XC-W	17-19	ZE56-32246	-
150XC-W	17-21	ZE56-32246	-
250XC-W	17-21	ZE56-32246	-
300XC-W/SIXDAYS	17-21	ZE56-32246	-
300XC-W	17-21	ZE56-32246	-
350XC-F-W	20-21	ZE56-32246	-
500XC-F-W	20-21	ZE56-32246	-

Bike	Year	Cylinder type φ46	Cylinder type φ50
HUSQVARNA			
TC125	14-21	-	ZE56-32250
TC250	14-21	-	ZE56-32250
FC250	14-21	-	ZE56-32250
FC350	14-21	-	ZE56-32250
FC450	14-21	-	ZE56-32250
TE125	14-16	-	ZE56-32250
TE150	17-21	-	ZE56-32250
TE250	14-21	-	ZE56-32250
TE300	14-21	-	ZE56-32250
FE250	14-21	-	ZE56-32250
FE350	14-21	-	ZE56-32250
FE450	14-21	-	ZE56-32250
FE501	14-21	-	ZE56-32250
TX125	17-18	-	ZE56-32250
TX300	17-21	-	ZE56-32250
FX350	17-21	-	ZE56-32250
FX450	17-21	-	ZE56-32250
701ENDURO	17-19	ZE56-32246	-
GASGAS			
EC250	18-20	ZE56-32246	-
XC250	18-20	ZE56-32246	-
EC300	18-20	ZE56-32246	-
XC300	18-20	ZE56-32246	-
ENDURO GP250	18-20	ZE56-32246	-
ENDURO GP300	18-20	ZE56-32246	-
SHERCO			
125SE RACING	18-19	ZE56-32246	-
250SE RACING	17-19	ZE56-32246	-
300SE RACING	17-19	ZE56-32246	-
250SEF RACING	17-19	ZE56-32246	-
300SEF RACING	17-19	ZE56-32246	-
450SEF RACING	17-19	ZE56-32246	-
125SE SIXDAYS	18	ZE56-32246	-
250SE SIXDAYS	18	ZE56-32246	-
300SE SIXDAYS	18	ZE56-32246	-
250SEF SIXDAYS	18	ZE56-32246	-
300SEF SIXDAYS	18	ZE56-32246	-
450SEF SIXDAYS	18	ZE56-32246	-
250SE FACTORY	19-20	-	ZE56-32250
	18	ZE56-32246	-
300SE FACTORY	19-20	-	ZE56-32250
	18	ZE56-32246	-
250SEF FACTORY	19-20	-	ZE56-32250
	18	ZE56-32246	-
300SEF FACTORY	19-20	-	ZE56-32250
	18	ZE56-32246	-
450SEF FACTORY	19-20	-	ZE56-32250
500SEF FACTORY	19-20	-	ZE56-32250
125SC FACTORY	19-20	-	ZE56-32250
250SC FACTORY	19-20	-	ZE56-32250
300SC FACTORY	19-20	-	ZE56-32250
250SCF FACTORY	19-20	-	ZE56-32250
300SCF FACTORY	19-20	-	ZE56-32250
450SCF FACTORY	19-20	-	ZE56-32250
500SCF FACTORY	19-20	-	ZE56-32250

Bike	Year	Cylinder type φ46	Cylinder type φ50
HONDA			
CR125R	93-07	ZE56-32246	-
CR250R	93-99	ZE56-32246	-
	00-07	-	ZE56-32250
CR500R	95-02	ZE56-32246	-
CRF250R	04-21	-	ZE56-32250
CRF450R	02-21	-	ZE56-32250
CRF250RX	19-21	-	ZE56-32250
CRF450RX	17-21	-	ZE56-32250
CRF450L	19-20	-	ZE56-32250
CRF450RL	21	-	ZE56-32250
CRF250X	04-17	-	ZE56-32250
CRF450X	05-21	-	ZE56-32250
YAMAHA			
YZ125	93-21	ZE56-32246	-
YZ250	93-21	ZE56-32246	-
	01-13	ZE56-32246	-
YZ250F	14-21	-	ZE56-32250
YZ400-450F	98-09	ZE56-32246	-
	10-21	-	ZE56-32250
YZ125X	17-21	ZE56-32246	-
YZ250X	16-21	ZE56-32246	-
YZ250FX	15-21	-	ZE56-32250
YZ450FX	16-21	-	ZE56-32250
WR250F	01-14	ZE56-32246	-
	15-21	-	ZE56-32250
WR400-450F	98-15	ZE56-32246	-
	16-21	-	ZE56-32250
KAWASAKI			
KX125	93-08	ZE56-32246	-
KX250	93-08	ZE56-32246	-
KX500	93-04	ZE56-32246	-
KX250F	04-05	ZE56-32246	-
	06-18	-	ZE56-32250
KX250	19-21	-	ZE56-32250
KX250X	21	-	ZE56-32250
KX450F	06-08	ZE56-32246	-
	09-18	-	ZE56-32250
KX450	19-21	-	ZE56-32250
KX450X	21	-	ZE56-32250
KLX450R	07-15	ZE56-32246	-
SUZUKI			
RM125	92-97	ZE56-32246	-
	98-08	-	ZE56-32250
	92-97	ZE56-32246	-
RM250	98-00	-	ZE56-32250
	01-03	ZE56-32246	-
	04-09	-	ZE56-32250
RM-Z250	04-06	ZE56-32246	-
	07-20	-	ZE56-32250
RM-Z450	05-20	-	ZE56-32250

CONTROL



LEVER



HANDLEBAR ACCESSORIES



HAND GUARD



BODY GUARD



BODY PARTS



FOOT PARTS



SUSPENSION



ACCESSORIES




CARBON



"It's soft at the beginning of the compress, and when it's deeply compressed, hold it down Variable Rate Spring for Enduro"

Spring characteristic



Bike	Year	Adaptation	Part#	Color	Spring rate
YZ125X	17-21	Front	ZE56-9161	-	3.6 - 4.2 N/mm
		Rear	ZE56-9261	White	39 - 44 N/mm
YZ250X	16-21	Front	ZE56-9164	-	3.85 - 4.3 N/mm
		Rear	ZE56-9264	White	42 - 50 N/mm
YZ250FX	15-19	Front	ZE56-9167	-	3.85 - 4.3 N/mm
YZ250FX	20-21	Rear	ZE56-9267	White	45 - 51 N/mm

[Note] Assemble the front spring so that the marking is on the lower side.



Model: Height 173 cm, Weight 58 kg

Front: ZETA Lowdown inner kit (-30mm) + ED soft spring built-in Fork protrusion amount set to maximum.


Rear: ZETA Lowdown inner kit (-30mm) + ZETA lowering link (-28mm) + ED soft spring already installed

Bike	Year	Front	Rear
			Blue
YZ250FX	15-19	ZE56-7262	ZE56-8261-1
	20-21	-	ZE56-8261-1
YZ450FX	16-18	ZE56-7262	ZE56-8261-1
	19-21	-	ZE56-8261-1
WR250F	15-19	ZE56-7262	ZE56-8261-1
	20	-	ZE56-8261-1
WR450F	16-18	ZE56-7262	ZE56-8261-1
	19-21	-	ZE56-8261-1

[Note] Assemble the front spring so that the marking is on the lower side.



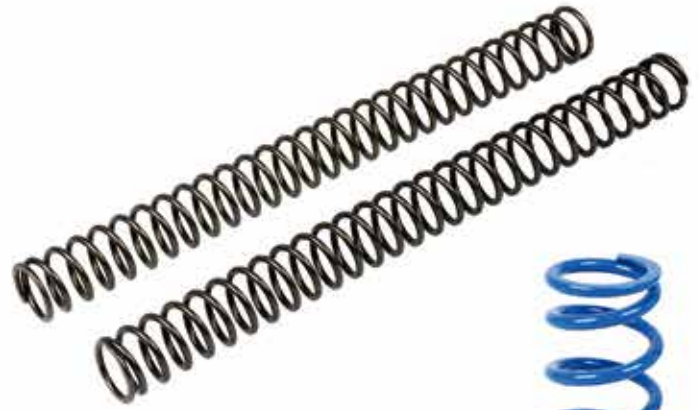
KTM 85SX



White

ZETA ED PROGRESSIVE SPRING

- A spring with progressive characteristics for enduro.
- The standard spring has a characteristic that the load linearly stiffens in proportion to the amount the suspension sinks, whereas the progressive spring has a characteristic that it is soft when it starts to sink and strong when it sinks deeply.
- With a small gap, the suspension moves well and absorbs well, so there is less strain on the body and the center of gravity when driving is lower, allowing stable cornering.
- It is difficult to hit the bottom when a large impact such as when passing a large gap or landing a jump.
- In addition, since the beginning of compressing is soft, foot contact is also improved.



Blue

ZETA ED SHOCK SPRING ENDURO SOFT

- Ideal for YZ250FX/450FX users who feel that the normal suspension is hard.
- Since the stock option parts do not have soft springs set, they can be used as setting parts for hard road surfaces such as scree.
- In addition, the suspension tends to be compressed, so it provides a low-down effect.



Orange

ZETA BUMP RUBBER HOLDER

- Rear suspension bump rubber holder for KTM / HUSQVARNA 85 cc.
- Make your bump rubber have a longer life than OEM rubber holder due to the special bump rubber holding cup design.
- CNC machined aluminum with orange anodized finish.

* Disassembling shock unit is required for installation.

Part#	Color	Bike
ZE56-50013	Orange	KTM 85SX '04 - 17 HUSQVARNA TC85 '14 - 17

ZETA

CONTROL

LEVER

HANDLEBAR ACCESSORIES

HAND GUARD

BODY GUARD

BODY PARTS


FOOT PARTS

SUSPENSION

ACCESSORIES

CARBON

Best spring for grown-up to ride



DRC FRONT FORK / REAR SHOCK SPRING 85/150cc adult specification

- Originally designed a spring that gives the most suitable suspension effect when going off-road on a mini motocross.
- The optimum spring rate is set for each model with a weight of 65 kg as a guide.
- Achieves stress-free and comfortable sports riding by improving stability and reducing the feeling of bottoming out on motocross courses.

Bike	Year	Front			Rear			
		Part #	Spring rate	Comparison with the stock	Part #	Color	Spring rate	Comparison with the stock
CR80R/85R	96-04	D35-01-808	3.3 N/mm	11-29%	D35-02-808	Red	59.3 N/mm	16-26%
	05-07	D35-01-818	4.1 N/mm	48%	D35-02-808	Red	59.3 N/mm	21%
CR80R/II/85R/II	96-07	D35-01-808	3.3 N/mm	12-20%	D35-02-808	Red	59.3 N/mm	12-16%
CRF150R	07-21	D35-01-818	4.1 N/mm	23%	D35-02-808	Red	59.3 N/mm	21%
CRF150R/II	07-21	D35-01-818	4.1 N/mm	16%	D35-02-808	Red	59.3 N/mm	16%
YZ80/85	97-21	D35-01-838	3.5 N/mm	25%	D35-02-878	Red	60.1 N/mm	23%
YZ80LW/85LW	97-21	D35-01-838	3.5 N/mm	21%	D35-02-878	Blue	60.1 N/mm	18%
KX80/85	01-21	D35-01-838	3.5 N/mm	23%	D35-02-838	Blue	54.8 N/mm	17%
KX80/II/85/II	98-21	D35-01-838	3.5 N/mm	23%	D35-02-838	Blue	54.8 N/mm	17%
KX100	95-21	D35-01-838	3.5 N/mm	23%	D35-02-838	Blue	54.8 N/mm	17%
RM80/85	05-17	D35-01-808	3.3 N/mm	20%	D35-02-808	Red	59.3 N/mm	32%
RM80L/85L	05-17	D35-01-808	3.3 N/mm	20%	D35-02-808	Red	59.3 N/mm	26%

[Caution] Assemble the front with the marking on the bottom.

When doing off-road sports driving on a trail bike or a fan ride bike.

"I want a little more traction"

"The suspension is hard so that I get tired"

"I feel floating"

Designed with the concept of "just right" to eliminate such dissatisfaction



DRC FRONT FORK / REAR SHOCK SPRING

- Uniquely designed springs that provide the most suitable suspension effect when traveling off-road.
- With a weight of 65 kg as a guide, a spring rate of -15% to +30% is set depending on the model.
- Improves stability and reduces the feeling of bottoming out when driving on dirt, and realizes comfortable sports riding without stress in various fields.

Bike	Year	Front			Rear			
		Part#	Spring rate	Ratio	Part#	Color	Spring rate	Ratio
CRF125F	14-18	D35-01-013	7 N/mm	About 13% UP	D35-02-013	Black	127 N/mm	About 30% UP
CRF250L	12-19	D35-01-053	8.6 N/mm	About 25% UP	D35-02-053	Black	107 N/mm	About 20% UP
TT-R125LW	03-07	D35-01-313	4 N/mm	About 30% UP	D35-02-313	Black	80 N/mm	About 30% UP
	08-11	-	-	-	D35-02-313	Black	80 N/mm	About 30% UP
SEROW250	05-20	D35-01-343	4.4 N/mm	About 20% UP	D35-02-343	Black	68.8 N/mm	About 13% UP
WR250R (Lv.3)	07-17	D35-01-363	4 N/mm	About 15% DOWN	D35-02-363	Black	68.6 N/mm	About 10% DOWN
WR250R (Lv.5)	07-16	D35-01-365	5.2 N/mm	About 10% UP	D35-02-365	Blue	82 N/mm	About 6% UP
	17	D35-01-365	5.2 N/mm	About 10% UP	-	-	-	-
TENERE700	20	D35-01-373	6.3 N/mm	About 10% UP	D35-02-373	White	77 N/mm	About 10% UP
KLX125/150S	10-16	D35-01-123	4.6 N/mm	About 30% UP	-	-	-	-
KLX250	08-16	D35-01-153	4.7 N/mm	About 20% UP	D35-02-153	Black	60 N/mm	About 13% UP
KLX230	20	D35-01-163	3.9 N/mm	About 25% UP	D35-02-163	White	62 N/mm	About 25% UP
KLX230R	20-21	D35-01-163	3.9 N/mm	About 25% UP	D35-02-163	White	62 N/mm	About 25% UP

*WR250R (Lv.3) is softer than Normal and (Lv.5) is harder.
For KLX125/150S, it is necessary to set the rear suspension firmly and adjust the front and rear balance. (Example: If the weight is 70 kg, return it by one step from the spring initial adjustment position MAX.) D-TRACKER 125 cannot be installed. "

CONTROL



LEVER



HANDLEBAR ACCESSORIES



HAND GUARD



BODY GUARD



BODY PARTS



FOOT PARTS



SUSPENSION



ACCESSORIES



CARBON



FACE MASK



Breathability



Antistatic



Perfect Fit

Washable
Reusable
Mask

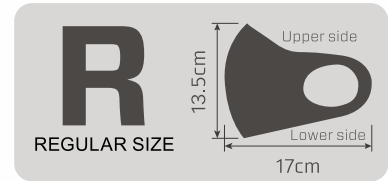
Non-medical



ZETA DIRTBREAK FACE MASK ZETA/DIRTBREAK 2pcs

- Rewashable and reusable mask.
- Comes with 2 masks, Black ZETA and Gray DIRTBREAK.
- A perfect fit with 3D draping and stretch material.
- Not stuffy and good breathability.
- Static electricity is unlikely to occur.
- Unisex regular size.

* It does not completely prevent non-medical viruses and harmful substances.



Material :	Polyurethane 89.9% / Spandex 10.1%
Shelf Life :	2 Years
Size :	13.5 cm x 17 cm

Part #	Color
DF29-1001	ZETA Black DIRTBREAK Gray



LEVER DISPLAY

Part #

[ZE00-0001](#)

Installation example



ZETA FRONT FENDER DECAL

Part #


[MO33-0701](#)

[MO33-0702](#)

Color

ZETA Racing Black

ZETA Racing White



DISPLAY RACK

Part #	Size
D39-11-111	70 X 190 cm (2.3" x 6.2")



ZETA LOGO BANNER

Part #	Size
ZE65-0501	30 x 90 cm (1" x 3")



[ZE50-2115](#)



[ZE50-2113](#)



[ZE50-2111](#)

ZETA LOGO BANNER

Part #	Size
ZE50-2111	65 x 35 mm
ZE50-2113	100 x 20 mm
ZE50-2115	150 x 30 mm



ZETA STICKER KIT 2 pcs

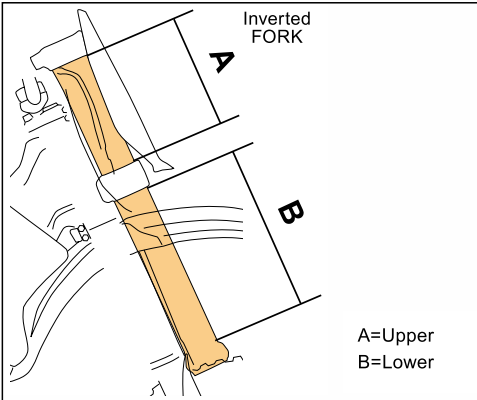
Part #	Size
ZE50-0103	47 x 20 mm (1.85" x 0.7")





**Z-CARBON
FORK WRAPS**

- Carbon front fork wrap for dirt bikes.
- Made of aircraft grade durable dry carbon fiber.
- Protect your front fork outer tube from brush and water during your ride.
- Easy to install, just attach on to front forks.
- Lower and upper fork guards available, comes in a pair.



Please measure the length of A and B in the picture above and refer to list below for your fork wrap part number.



FORK WRAPS SIZE CHART

Description	Part #	Size (mm)		Description	Part #	Size (mm)	
		Length	Diameter			Length	Diameter
UPR	ZC35-4314	164	45	LWR	ZC35-4316	220	45
	ZC35-4332	160	52		ZC35-4336	225	52
	ZC35-4334	178	52		ZC35-4338	248	52

Bike	Year	UPR	LWR	
HONDA	CRF250R	04-21	ZC35-4334	ZC35-4338
	CRF450R	02-20	ZC35-4334	ZC35-4338
	CRF250RX	19-21	ZC35-4334	ZC35-4338
	CRF450RX	17-21	ZC35-4334	ZC35-4338
	CRF450L	19-20	ZC35-4334	ZC35-4338
	CRF450RL	21	ZC35-4334	ZC35-4338
	CRF250X/450X	04-20	ZC35-4334	ZC35-4338
	XR250/MOTARD	03-07	ZC35-4332	ZC35-4336
	CRF250L/M	12-20	ZC35-4332	ZC35-4336
	CRF250RALLY	17-20	ZC35-4332	ZC35-4338
YAMAHA	YZ65	18-21	-	ZC35-4314
	YZ125/250	08-21	ZC35-4334	ZC35-4338
	YZ250F	08-20	ZC35-4334	ZC35-4338
	YZ450F	08-21	ZC35-4334	ZC35-4338
	YZ125X	17-21	ZC35-4334	ZC35-4338
	YZ250X	16-21	ZC35-4334	ZC35-4338
	YZ250FX	15-21	ZC35-4334	ZC35-4338
	YZ450FX	16-21	ZC35-4334	ZC35-4338
	WR250F/450F	07-20	ZC35-4334	ZC35-4338
	WR250R/X	07-20	ZC35-4332	ZC35-4336
KAWASAKI	KX85/100	01-21	-	ZC35-4316
	KX250F	07-18	ZC35-4334	ZC35-4336
	KX250	19-21	ZC35-4334	ZC35-4336
	KX250X	21	ZC35-4334	ZC35-4336
	KX450F	07-18	ZC35-4334	ZC35-4338
	KX450	19-21	ZC35-4334	ZC35-4338
	KX450X	21	ZC35-4334	ZC35-4338
	KLX450R	08-15	ZC35-4334	ZC35-4338
KLX250/D-TRACKER/X	98-20	ZC35-4332	ZC35-4336	
SUZUKI	RM85	02-17	ZC35-4314	-
	RM-Z250	07-19	ZC35-4332	ZC35-4338
	RM-2450	08-20	ZC35-4332	ZC35-4338
	RMX450Z	10-15	ZC35-4332	ZC35-4338
	250SB	02-06	ZC35-4332	ZC35-4336
	DR-Z400SM	04-19	ZC35-4332	ZC35-4336
HUSQVARNA	85SX	03-09	ZC35-4314	ZC35-4316
	125-450SX/SXF/EXC/EXCF/XCF/XCW	08-21	ZC35-4332	ZC35-4338
	FC/FE 250-450	14-21	ZC35-4332	ZC35-4338



**Z-CARBON
UNIVERSAL EX PIPE GUARD**

- Carbon head pipe guards.
- Guards for universal type are available.
- Universal type exhaust pipe installation diameter is from 26 mm to 50 mm.

Part # ZC31-3000 Universal type

Part # ZC31-3901 Replacement Mount kit





Z-CARBON
DRIVE COVER

- Light weight durable carbon drive cover.
- Designed to keep mud out of the front sprocket area.

Part #	Bike	Year
ZC35-3135	WR250R/X	07-20



Bike	Year	Part #
YAMAHA		
YZ125/250	06-21	ZC35-0133
YZ250F	06-20	ZC35-0133
YZ450F	06-19	ZC35-0133
YZ125X	17-21	ZC35-0133
YZ250X	16-21	ZC35-0133
YZ250FX	15-21	ZC35-0133
YZ450FX	16-21	ZC35-0133
WR250F	06-20	ZC35-0133
WR450F	06-20	ZC35-0133
WR250R/X	07-20	ZC35-0133



Z-CARBON
REAR CALIPER GUARD

- Durable and beautiful light weight carbon rear brake caliper guards.
- Protect rear brake caliper from rocks.



Z-CARBON
CHAIN COVER

- Carbon chain cover for dual sport bikes.
- Install with OE chain cover bracket on swing arm.
- Light weight protection for your heels from the drive chain and sprocket.

Bike	Year	Part #
HONDA XR250/BAJA #	95-07	ZC35-2206
HONDA SEROW250	05-20	ZC35-2206
YAMAHA WR250R/X	07-20	ZC35-2206

XR250 MOTARD cannot be installed



Z-CARBON
FRAME GUARD

- Carbon frame guards prevent scratches and chipping of your bike.
- Flat surface provides better grip and control.
- Designed specifically for each model.
- Made of aircraft grade dry carbon fiber for light weight and durable construction.

Bike	Year	Part #
HONDA CRF250L/M	12-20	ZC35-5106
HONDA CRF250RALLY	17-20	ZC35-5106
YAMAHA WR250R/X	07-20	ZC35-5134

CONTROL



LEVER



HANDLEBAR ACCESSORIES



HAND GUARD



BODY GUARD



BODY PARTS



FOOT PARTS



SUSPENSION



ACCESSORIES



CARBON





ASTELIGHT HUB which is cut aluminum in ultra high precision achieved light weight compared with genuine parts. All internal parts such as bearings have been press-fitted.



Wheel set comes with racing spec R50 rim. Made of A7050 T-6 aluminum with special rim design for durability.



Z-WHEEL aluminum nipple and stainless steel spoke are used.

Z-WHEEL

**AR1 WHEEL KIT FRONT / REAR
MOTOCROSS / ENDURO**



- Racing spec complete wheel kit. Combination of R50 rim and ASTELIGHT HUB.
- Not only the stock size of the competition bike but also the 18-inch size lineup for converting motocross bike into enduro bike.



Lined-up for mini motocross bike.

KTM B55X

Z-WHEEL

**AR1 WHEEL KIT FRONT / REAR
MINI MOTOCROSS**



- Racing spec complete wheel kit. Combination of S30 rim and ASTELIGHT HUB.
- Kit contents : rim / hub / stainless steel spoke set / aluminum nipple set (assembled for 1 wheel)
- Black / ● Silver / ● Red / ● Orange / ● H.Blue



CRF150R



KX85/100



HUSQVARNA TC85



Bike	Year	Hub	Rim	Nipple	FRONT		REAR		REAR	
					Rim size	Stainless Spoke	Rim size	Stainless Spoke	Rim size	Stainless Spoke
HONDA										
CR125R	95-01	●	●	●	1.60 x 21 inch	W21-41011	-	-	-	-
	02-07	●	●	●	1.60 x 21 inch	W21-41011	1.85 x 19 inch	W21-51011*4	2.15 x 18 inch	W21-51051*4
CR250R	95-99	●	●	●	1.60 x 21 inch	W21-41011	-	-	-	-
	00-07	●	●	●	1.60 x 21 inch	W21-41011	2.15 x 19 inch	W21-51031*4	2.15 x 18 inch	W21-51051*4
CRF250R	04-13	●	●	●	1.60 x 21 inch	W21-41011	1.85 x 19 inch	W21-51011*4	2.15 x 18 inch	W21-51051*4
	14-21	●	●	●	1.60 x 21 inch	W21-41011	1.85 x 19 inch	W21-51111*4	2.15 x 18 inch	W21-51151*4
CRF450R	02-12	●	●	●	1.60 x 21 inch	W21-41011	2.15 x 19 inch	W21-51031*4	2.15 x 18 inch	W21-51051*4
	13-20	●	●	●	1.60 x 21 inch	W21-41011	2.15 x 19 inch	W21-51131*4	2.15 x 18 inch	W21-51151*4
CRF250X	21	●	●	●	1.60 x 21 inch	W21-41011	-	-	-	-
	04-17	●	●	●	1.60 x 21 inch	W21-41011*1	-	-	2.15 x 18 inch	W21-51051*4
CRF450X	05-17	●	●	●	1.60 x 21 inch	W21-41011*1	-	-	2.15 x 18 inch	W21-51051*4
	19-21	●	●	●	1.60 x 21 inch	W21-41011	-	-	2.15 x 18 inch	W21-51151*4
CRF250RX	19-21	●	●	●	1.60 x 21 inch	W21-41011	-	-	2.15 x 18 inch	W21-51151*4
	17-20	●	●	●	1.60 x 21 inch	W21-41011	-	-	2.15 x 18 inch	W21-51151*4
CRF450RX	21	●	●	●	1.60 x 21 inch	W21-41011	-	-	-	-
	19-20	●	●	●	1.60 x 21 inch	W21-41011	-	-	2.15 x 18 inch	W21-51151*4
CRF450RL	21	●	●	●	1.60 x 21 inch	W21-41011	-	-	2.15 x 18 inch	W21-51151*4
YAMAHA										
YZ125	02-21	●	●	●	1.60 x 21 inch	W21-47011	1.85 x 19 inch	W21-57111	2.15 x 18 inch	W21-57151
YZ250	02-21	●	●	●	1.60 x 21 inch	W21-47011	2.15 x 19 inch	W21-57131	2.15 x 18 inch	W21-57151
	02-08	●	●	●	1.60 x 21 inch	W21-47011	1.85 x 19 inch	W21-57111	2.15 x 18 inch	W21-57151
YZ250F	09-13	●	●	●	1.60 x 21 inch	W21-47011	1.85 x 19 inch	W21-57011	2.15 x 18 inch	W21-57051
	14-21	●	●	●	1.60 x 21 inch	W21-47111	1.85 x 19 inch	W21-57011	2.15 x 18 inch	W21-57051
YZ426F	02	●	●	●	1.60 x 21 inch	W21-47011	2.15 x 19 inch	W21-57131	2.15 x 18 inch	W21-57151
	03-08	●	●	●	1.60 x 21 inch	W21-47011	2.15 x 19 inch	W21-57131	2.15 x 18 inch	W21-57151
YZ450F	09-13	●	●	●	1.60 x 21 inch	W21-47011	2.15 x 19 inch	W21-57031	2.15 x 18 inch	W21-57051
	14-21	●	●	●	1.60 x 21 inch	W21-47111	2.15 x 19 inch	W21-57031	2.15 x 18 inch	W21-57051
YZ250FX	15-20	●	●	●	1.60 x 21 inch	W21-47111	-	-	2.15 x 18 inch	W21-57151
YZ450FX	16-21	●	●	●	1.60 x 21 inch	W21-47111	-	-	2.15 x 18 inch	W21-57151
YZ125X	17-21	●	●	●	1.60 x 21 inch	W21-47011	-	-	2.15 x 18 inch	W21-57151
YZ250X	16-21	●	●	●	1.60 x 21 inch	W21-47011	-	-	2.15 x 18 inch	W21-57151
WR250F	02-19	●	●	●	1.60 x 21 inch	W21-47011*2	-	-	2.15 x 18 inch	W21-57151
WR426F	20	●	●	●	1.60 x 21 inch	W21-47111	-	-	2.15 x 18 inch	W21-57151
	02	●	●	●	1.60 x 21 inch	W21-47011*2	-	-	2.15 x 18 inch	W21-57151
WR450F	03-18	●	●	●	1.60 x 21 inch	W21-47011*2	-	-	2.15 x 18 inch	W21-57151
	19-21	●	●	●	1.60 x 21 inch	W21-47111	-	-	2.15 x 18 inch	W21-57151
KAWASAKI										
KX125	03-05	●	●	●	-	-	1.85 x 19 inch	W21-53111	2.15 x 18 inch	W21-53151
	06-08	●	●	●	1.60 x 21 inch	W21-43111	1.85 x 19 inch	W21-53111	2.15 x 18 inch	W21-53151
KX250	03-05	●	●	●	-	-	2.15 x 19 inch	W21-53131	2.15 x 18 inch	W21-53151
	06-08	●	●	●	1.60 x 21 inch	W21-43111	2.15 x 19 inch	W21-53131	2.15 x 18 inch	W21-53151
KX250F	04-05	●	●	●	-	-	1.85 x 19 inch	W21-53111	2.15 x 18 inch	W21-53151
	06-18	●	●	●	1.60 x 21 inch	W21-43111	1.85 x 19 inch	W21-53111	2.15 x 18 inch	W21-53151
KX250	19-20	●	●	●	1.60 x 21 inch	W21-43111	1.85 x 19 inch	W21-53111	2.15 x 18 inch	W21-53151
	KX250	21	●	●	1.60 x 21 inch	W21-43311	1.85 x 19 inch	W21-53111	2.15 x 18 inch	W21-53151
KX250X	21	●	●	●	1.60 x 21 inch	W21-43311	-	-	2.15 x 18 inch	W21-53151
	KX450F	06-18	●	●	1.60 x 21 inch	W21-43111	2.15 x 19 inch	W21-53131	2.15 x 18 inch	W21-53151
KX450	19-21	●	●	●	1.60 x 21 inch	W21-43311	2.15 x 19 inch	W21-53131	2.15 x 18 inch	W21-53151
	KX450X	21	●	●	1.60 x 21 inch	W21-43311	-	-	2.15 x 18 inch	W21-53151
KLX450R	08-20	●	●	●	1.60 x 21 inch	W21-43111*3	-	-	2.15 x 18 inch	W21-53151
	KX125	03-05	●	●	-	-	1.85 x 19 inch	W21-53011	2.15 x 18 inch	W21-53051
KX250	06-08	●	●	●	1.60 x 21 inch	W21-43011	1.85 x 19 inch	W21-53011	2.15 x 18 inch	W21-53051
	03-05	●	●	●	-	-	2.15 x 19 inch	W21-53031	2.15 x 18 inch	W21-53051
KX250F	06-08	●	●	●	1.60 x 21 inch	W21-43011	1.85 x 19 inch	W21-53031	2.15 x 18 inch	W21-53051
	04-05	●	●	●	-	-	1.85 x 19 inch	W21-53011	2.15 x 18 inch	W21-53051
KX250	06-18	●	●	●	1.60 x 21 inch	W21-43011	1.85 x 19 inch	W21-53011	2.15 x 18 inch	W21-53051
	19-20	●	●	●	1.60 x 21 inch	W21-43011	1.85 x 19 inch	W21-53011	2.15 x 18 inch	W21-53051
KX250	21	●	●	●	1.60 x 21 inch	W21-43211	1.85 x 19 inch	W21-53011	2.15 x 18 inch	W21-53051
	KX250X	21	●	●	1.60 x 21 inch	W21-43211	-	-	2.15 x 18 inch	W21-53051
KX450F	06-18	●	●	●	1.60 x 21 inch	W21-43011	2.15 x 19 inch	W21-53031	2.15 x 18 inch	W21-53051
	KX450	19-21	●	●	1.60 x 21 inch	W21-43211	2.15 x 19 inch	W21-53031	2.15 x 18 inch	W21-53051
KX450X	21	●	●	●	1.60 x 21 inch	W21-43211	-	-	2.15 x 18 inch	W21-53051
	KLX450R	08-20	●	●	1.60 x 21 inch	W21-43111*3	-	-	2.15 x 18 inch	W21-53051
SUZUKI										
RMZ250	07-20	●	●	●	1.60 x 21 inch	W21-45011	1.85 x 19 inch	W21-55011	2.15 x 18 inch	W21-55051
RMZ450	05-20	●	●	●	1.60 x 21 inch	W21-45011	2.15 x 19 inch	W21-55031	2.15 x 18 inch	W21-55051
RMX450Z	10-19	●	●	●	1.60 x 21 inch	W21-45011	-	-	2.15 x 18 inch	W21-55051
KTM										
SX/-F 125-505	03-21	●	●	●	1.60 x 21 inch	W21-49011	2.15 x 19 inch	W21-59031	2.15 x 18 inch	W21-59051
XCF-F 150-525	08-21	●	●	●	1.60 x 21 inch	W21-49011	-	-	2.15 x 18 inch	W21-59051
EXC/-F 125-530	03-21	●	●	●	1.60 x 21 inch	W21-49011	-	-	2.15 x 18 inch	W21-59051
XC-W/-F 125-530	08-21	●	●	●	1.60 x 21 inch	W21-49011	-	-	2.15 x 18 inch	W21-59051
HUSABERG										
TE/FE125-650	08-14	●	●	●	1.60 x 21 inch	W21-48011	-	-	2.15 x 18 inch	W21-58051
HUSQVARNA										
TE/FE125-501/S	14-21	●	●	●	1.60 x 21 inch	W21-48011	-	-	2.15 x 18 inch	W21-58051
TC/FC125-450	14-21	●	●	●	1.60 x 21 inch	W21-48011	2.15 x 19 inch	W21-58031	2.15 x 18 inch	W21-58051

● Black / ● Red / ● Blue / ● Green / ● Yellow / ● Orange / ● H.Blue / ● Silver

*1 Meter gear can not be used. For installation, please use wheel spacer and shaft of CRF250R / 450R.
 *2 Meter gear can not be used. For installation, please use Oem YZ250F 02-06 front spacers.
 *3 Meter gear can not be used. For installation, please use ZETA Wheel Spacer KX250F / 450F 06-16 ZE 93-3211 (Red).
 *4 36 Spoke.



" Racing Complete Wheel Kit "
designed for Supermotard



ASTELIGHT HUB, which is ultra high precision cut aluminum, achieves a light weight product compared with genuine parts. All internal parts such as bearings are press-fitted.



"M50 rim" specially designed for Supermotard made of A7000 series material with excellent strength balance.



Z-WHEEL
AR1 MOTARD WHEEL KIT
FRONT / REAR



- Complete wheel kit combining M50 rim designed for motard and ASTELIGHT hub.
- The front wheel of the competition bike is set to 17 inches, and this is the best kit for the conversion of a motocrosser into a supermotard.

Kit contents : rim / hub / stainless steel spoke set / aluminum nipple set (assembled for 1 wheel)

[Please note] Installation requires modification.
Example: Routing of brake hose front fork guard / chain guide / swing arm, etc.

WHEEL



BRAKE DISC



BRAKE HOSE



Bike	Year	Hub	Rim	Nipple	FRONT		REAR	
					17 x 3.50	17 x 4.50	17 x 5.00	
HONDA	CR125R	95-01	●	●	●	W27-11012		
		02-07	●	●	●	W27-11012	W27-21012	W27-21011
		95-99	●	●	●	W27-11012		
		00-07	●	●	●	W27-11012	W27-21012	W27-21011
	CRF250R	04-13	●	●	●	W27-11012	W27-21012	W27-21011
		14-21	●	●	●	W27-11012	W27-21112	W27-21111
		02-12	●	●	●	W27-11012	W27-21012	W27-21011
	CRF450R	13-20	●	●	●	W27-11012	W27-21112	W27-21111
		21	●	●	●	W27-11012		
	CRF250RX	19-21	●	●	●	W27-11012	W27-21112	W27-21111
		17-20	●	●	●	W27-11012	W27-21112	W27-21111
	CRF450RX	21	●	●	●	W27-11012		
	CRF450L	19-20	●	●	●	W27-11012	W27-21112	W27-21111
CRF450RL	21	●	●	●	W27-11012	W27-21112	W27-21111	
CRF250X	04-17	●	●	●	W27-11012 *1	W27-21012	W27-21011	
	05-17	●	●	●	W27-11012 *1	W27-21012	W27-21011	
	19-21	●	●	●	W27-11012	W27-21112	W27-21111	
YAMAHA	YZ125	02-21	●	●	●	W27-17012	W27-27112	W27-27111
	YZ250	02-21	●	●	●	W27-17012	W27-27112	W27-27111
		02-08	●	●	●	W27-17012	W27-27112	W27-27111
	YZ250F	09-13	●	●	●	W27-17012	W27-27012	W27-27011
		14-21	●	●	●	W27-17112	W27-27012	W27-27011
	YZ426F	02	●	●	●	W27-17012	W27-27112	W27-27111
		03-08	●	●	●	W27-17012	W27-27112	W27-27111
	YZ450F	09-13	●	●	●	W27-17012	W27-27012	W27-27011
		14-21	●	●	●	W27-17112	W27-27012	W27-27011
	YZ250FX	15-20	●	●	●	W27-17112	W27-27112	W27-27111
	YZ450FX	16-21	●	●	●	W27-17112	W27-27112	W27-27111
	YZ125X	17-21	●	●	●	W27-17012	W27-27112	W27-27111
	YZ250X	16-21	●	●	●	W27-17012	W27-27112	W27-27111
WR250F	02-19	●	●	●	W27-17012 *2	W27-27112	W27-27111	
	20	●	●	●	W27-17112	W27-27112	W27-27111	
WR426F	02	●	●	●	W27-17012 *2	W27-27112	W27-27111	
	03-18	●	●	●	W27-17012 *2	W27-27112	W27-27111	
WR450F	19-21	●	●	●	W27-17112	W27-27112	W27-27111	
KAWASAKI	KX125	03-05	●	●	●		W27-23012	W27-23011
		06-08	●	●	●	W27-13012	W27-23012	W27-23011
	KX250	03-05	●	●	●		W27-23012	W27-23011
		06-08	●	●	●	W27-13012	W27-23012	W27-23011
	KX250F	04-05	●	●	●		W27-23012	W27-23011
		06-18	●	●	●	W27-13012	W27-23012	W27-23011
	KX250	19-20	●	●	●	W27-13012	W27-23012	W27-23011
	KX250	21	●	●	●	W27-13312	W27-23012	W27-23011
	KX250X	21	●	●	●	W27-13312	W27-23012	W27-23011
	KX450F	06-18	●	●	●	W27-13012	W27-23012	W27-23011
	KX450	19-21	●	●	●	W27-13312	W27-23012	W27-23011
	KX450X	21	●	●	●	W27-13312	W27-23012	W27-23011
	KLX450R	08-20	●	●	●	W27-13012 *3	W27-23012	W27-23011
SUZUKI	KX125	03-05	●	●	●		W27-23112	W27-23111
		06-08	●	●	●	W27-13112	W27-23112	W27-23111
	KX250	03-05	●	●	●		W27-23112	W27-23111
		06-08	●	●	●	W27-13112	W27-23112	W27-23111
	KX250F	04-05	●	●	●		W27-23112	W27-23111
		06-18	●	●	●	W27-13112	W27-23112	W27-23111
	KX250	19-20	●	●	●	W27-13112	W27-23112	W27-23111
	KX250	21	●	●	●	W27-13212	W27-23112	W27-23111
	KX250X	21	●	●	●	W27-13212	W27-23112	W27-23111
	KX450F	06-18	●	●	●	W27-13112	W27-23112	W27-23111
	KX450	19-21	●	●	●	W27-13212	W27-23112	W27-23111
	KX450X	21	●	●	●	W27-13212	W27-23112	W27-23111
	KLX450R	08-20	●	●	●	W27-13112 *3	W27-23112	W27-23111
KTM	RMZ250	07-20	●	●	●	W27-15012	W27-25012	W27-25011
	RMZ450	05-20	●	●	●	W27-15012	W27-25012	W27-25011
	RMX450Z	10-19	●	●	●	W27-15012	W27-25012	W27-25011
HUSABERG	SX/SX-F 125-505	03-21	●	●	●	W27-19012	W27-29032	W27-29031
	XC/XC-F 150-525	08-21	●	●	●	W27-19012	W27-29032	W27-29031
	EXC/F 125-530	03-21	●	●	●	W27-19012	W27-29032	W27-29031
	XC-Wi-F 125-530	08-21	●	●	●	W27-19012	W27-29032	W27-29031
HUSQVARNA	450SMR	08-14	●	●	●	W27-19012	W27-29032	W27-29031
	TE/FE125-650	08-14	●	●	●	W27-18012	W27-28032	W27-28031
	TE/FE125-501/S	14-21	●	●	●	W27-18012	W27-28032	W27-28031
	TC/FC125-450	14-21	●	●	●	W27-18012	W27-28032	W27-28031
HUSQVARNA	TX/FX125-450	17-21	●	●	●	W27-18012	W27-28032	W27-28031
	FS450	15-21	●	●	●	W27-18012	W27-28032	W27-28031

● Black / ● Red / ● Blue / ● Green / ● Yellow / ● Orange / ● H.Blue

*1 Meter gear cannot be used. For mounting, refer to P.60 ZETA Wheel Spacer for CRF250R / 450R

Part No : ZE93-3071 (Red) Use the axle shaft for CRF250R / 450R.

*2 Meter gear can not be used. For installation, please use to oem YZ250F 02-06 front spacers.

*3 Meter gear can not be used. For installation, please use to ZETA Wheel Spacer KX250F / 450F 06-16 ZE 93-3211 (Red).

CRF1000L/1100L AFRICATWIN



Z-WHEEL

AR1 WHEEL KIT FRONT / REAR AFRICA TWIN



- Special specification wheel kit assembled with RK Excel rim and Z-WHEEL ASTELIGHT hub / aluminum nipple / spoke for CRF1000L/1100L.
- Front 1.85 x 21 and rear 2.50 x 18 inches for off-road use.
- The rim width of 2.50 is for use in rallying, and can be used with mousse or classic desert tires.

Kit contents: rim / hub / Stainless spoke set / aluminum nipple set.
(These parts are not compatible with stock except bearings and seals.)

Bike	Year	Hub	Rim	Nipple	OFFROAD WHEEL KIT	
					Size	Part #
CRF1000L	16-19	●	●	●	F 1.85 x 21 inch	W21-41542
					R 2.50 x 18 inch	W21-51581
CRF1100L	20	●	●	●	F 1.85 x 21 inch	W21-41542
					R 2.50 x 18 inch	W21-51581

● Black ● Red

Front	Rear
3640 g	4620 g

The rear wheel is about 1300g lighter than the stock one.



[Astelight HUB]

By precision CNC machining high-strength cylindrical aluminum to 1/10 th in weight, the design emphasizes strength, light weight and a beautiful appearance. Compared to the OEM castings, weight reduction of about 500 g is achieved for front and rear set. Designed to be able to use in the stock condition.



[Aluminum nipple & stainless steel spoke]

High strength aluminum nipples that provides weight reduction compared to stock steel nipples. Stainless steel spokes, and the rear set is one size thicker than stock reinforced spokes.

[RK EXCEL Rim]
Equipped A7050 Excel MX rim.



Z-WHEEL

ROTOR / SPROCKET COVER



- Best cover for transporting and storing a spare wheel with high cushioning neoprene material for protecting the entire surface.
- It prevents oil from adhering to the disc rotor and does not stain the transporter with sprocket oil.
- Comes with a tag to identify disc rotor and sprocket.

Part#	Size	Disc size	Sprocket size	
			520/525/530	428/420
W29-0001	S	Up to φ245	Up to 46T	Up to 57T
W29-0003	M	Up to φ275	Up to 53T	-
W29-0004	L	Up to φ320	-	-



AR1 WHEELKIT

AR1 WHEEL KIT FOR DUAL SPORTS MODELS

- A wheel kit assembled with the same specifications as the AR1 WHEEL for dual sports models.
- By combining Z-Wheel made R50 aluminum rim, ASTELIGHT HUB, and an Aluminum nipple spoke set, compared with stock, a light weight and high strength wheel is achieved.



[Astelight HUB]

By precision CNC machining, high-strength cylindrical aluminum to 1/10th in weight, the design emphasizes strength, light weight and a beautiful appearance.



[R50Rim]

R50 rim is racing specification for MX / ED race use. The rim uses A7050 T6 Aluminum to pursue a cross-sectional surface designed to balance contradictory conditions of strength versus weight.

[Aluminum Nipple & Stainless Spoke]

High strength aluminum nipples that provides weight reduction compared to stock steel nipples. High strength stainless steel spoke set which provides a balance of strength and reduced weight by increasing the wire diameter.

WR250R/X

AR1 WHEEL KIT WR250R/X

- The front wheel can be easily converted to either WR250R ↔ WR250X by positioning the brake disc in the same position as stock.
- The hub is 550g lighter than stock.
- The bearings and seals are designed in sizes compatible with the stock.

Kit contents: rim / hub / Stainless spoke set / aluminum nipple set.
(These parts are not compatible with stock except bearings and seals.)

OFFROAD WHEEL KIT							
Bike	Year	Hub	Rim	Nipple	F 1.60 x 21 inch	R 2.15 x 18 inch	
WR250R	07-20	●	●	●	W21-47511	W21-57551	🔧
WR250X	07-17	●	●	●	W21-47521	W21-57551	
MOTARD WHEEL KIT							
Bike	Year	Hub	Rim	Nipple	F 3.50 x 17 inch	R 4.50 17 inch	
WR250R	07-20	●	●	●	W27-17511	W27-27511	🔧
WR250X	07-17	●	●	●	W27-17521	W27-27511	

● Black / ● Silver / ● Blue

* For the original set, stock spokes cannot be used.



Weight	Front	Rear
Offroad Wheel Kit	2980 g	3880 g
Motard Wheel Kit	4050 g	5120 g



R4X

BRAKE ROTOR CARRIER

- Brake rotor mount kit designed for WR250R hubs.
- Allow your WR250R hub to use WR250X larger brake discs for more stopping power.
- Made of durable aluminum with black anodized finish.

Part #	Color
W41-83110	Black



WR250R WHEEL

WR250X

SEROW250

AR1 WHEEL KIT SEROW250

- A wheel kit that converts the characteristics of SEROW almighty running ability to cross country use.
- Purposely using a tube-type lightweight rim, enduro tires and bead stoppers can be installed.
- By eliminating the hub damper, weight reduction is achieved along with direct operation feedback.

Kit contents: rim / hub / Stainless spoke set / aluminum nipple set.
(These parts are not compatible with stock except bearings and seals.)

OFFROAD WHEEL KIT							
Bike	Year	Hub	Rim	Nipple	F 1.60 x 21 inch	R 2.15 x 18 inch	
SEROW250	05-20	●	●	●	W21-47531	W21-57561	

● Titanium-color / ● Black / ● Silver

* For the original set, stock spokes cannot be used.



Front	Rear
2800 g	2620 g

CRF250L / M / RALLY



Z-WHEEL

AR1 WHEEL KIT CRF250L/M/RALLY

- The diameter of the front and rear spoke is thickened to increase strength, and the rear wheel delivers power to the ground efficiently by increasing the number of spokes from 32 to 36.

Kit contents: rim / hub / Stainless spoke set / aluminum nipple set.
(These parts are not compatible with stock except bearings and seals.)

OFFROAD WHEEL KIT *4						
Bike	Year	Hub	Rim	Nipple	F 1.60 x 21 inch	R 2.15 x 18 inch
CRF250L/M/RALLY	12-16	●	●	●	W21-41511	W21-51551
	17-20	●	●	●	W21-41521	W21-51551
CRF250L/M/RALLY ABS	17-20	●	●	●	W21-41521	W21-51651

MOTARD WHEEL KIT *4						
Bike	Year	Hub	Rim	Nipple	F 3.50 x 17 inch	R 4.50 17 inch
CRF250L/M/RALLY	12-16	●	●	●	W27-11511	W27-21511
	17-20	●	●	●	W27-11521	W27-21511
CRF250M ABS	17-19	●	●	●	W27-11521	W27-21651

● Red / ● Silver The speedometer can not read correctly after changing wheel diameter.

* For the original set, stock spokes cannot be used.

Weight	Front	Rear
Offroad Wheel Kit	2880 g	3750 g
Motard Wheel Kit	3960 g	5080 g

XR250 / MOTARD, XR400R CRM250R / AR

The 1990s model, such as CRM250 R, which used a hollow rim, can be upgraded to a U-shaped R50 rim to offer the same level of strength and performance as the current motocrosser.



For XR250MOTARD stock wheel size Front 3.00 x 17 Rear 3.50 x 17, AR1 motard wheel kit Front 3.50 x 17 Rear 4.50 x 17 Wide rim specification increases tire options and supports a wide range from touring to racing.

Weight	Front	Rear
Offroad Wheel Kit	2880 g	3750 g
Motard Wheel Kit	3940 g	4980 g

Z-WHEEL

AR1 WHEEL KIT XR250/MOTARD, XR400R, CRM250R/AR

- The XR series stock wheel has low lateral rigidity because the spokes are assembled differently from the MX racing models.

- The AR1 wheel kit not only increases the lateral rigidity by feeding back the motocrosser hub design, but also compared with the genuine hub, a weight reduction of about 700g is achieved.

- The wire diameter is increased both at the front and rear to increase strength.

- The rear wheel increases the number of spokes from 32 to 36 so that power can be delivered to the ground without any waste.

Kit contents: rim / hub / Stainless spoke set / aluminum nipple set.
(These parts are not compatible with stock except bearings and seals.)

OFFROAD WHEEL KIT *4						
Bike	Year	Hub	Rim	Nipple	F 1.60 x 21 inch	R 2.15 x 18 inch
XR250(MD30) /MOTARD	95-02	●	●	●	-	W21-51571
	03-07	●	●	●	W21-41531*1	W21-51571
XR400R	96-04	●	●	●	W21-41531	W21-51561
	89-90	●	●	●	-	W21-51561*3
CRM250R/AR	91-96	●	●	●	W21-41531	W21-51561*3
	97-99	●	●	●	W21-41531	W21-51561

MOTARD WHEEL KIT *4						
Bike	Year	Hub	Rim	Nipple	F 3.50 x 17 inch	R 4.50 17 inch
XR250(MD30) /MOTARD	95-02	●	●	●	-	W27-21541
	03-07	●	●	●	W27-11531*2	W27-21541
XR400R	96-04	●	●	●	W27-11531*2	W27-21531
	89-90	●	●	●	-	W27-21531*3
CRM250R/AR	91-96	●	●	●	W27-11531	W27-21531*3
	97-99	●	●	●	W27-11531	W27-21531

● Red / ● Silver

*1 When attached to XR250MOTARD, the speedometer cannot measure correctly. Replacement for the stock meter gear for XR250 (MD30) is required.

*2 When attached to XR250 (MD30), CRM250R / AR, XR400R, the speedometer cannot measure correctly. Replacement for the stock meter gear for XR250MOTARD is required

*3 Sprocket mounting hole is Φ8. The stock is Φ10. Please use the stock rear sprockets, bolts, nuts, etc produced in '97- .

*4 For the original set, stock spokes cannot be used.

DRZ400S / SM



Weight	Front	Rear
Offroad Wheel Kit	2920 g	3840 g
Motard Wheel Kit	3940 g	5140 g

Z-WHEEL

AR1 WHEEL KIT DRZ400S/SM

- Since high-strength aluminum is CNC machined, it is stronger and lighter than stock cast hub.

- 2004 and newer model provides lighter, more direct feeling by the hub damper exclude in design.

Kit contents: rim / hub / Stainless spoke set / aluminum nipple set.
(These parts are not compatible with stock except bearings and seals.)

OFFROAD WHEEL KIT *4						
Bike	Year	Hub	Rim	Nipple	F 1.60 x 21 inch	R 2.15 x 18 inch
DRZ400S/SM	00-19	●	●	●	W21-45511*1	W21-55511*3
		●	●	●	W21-45511*1	W21-55511*3

MOTARD WHEEL KIT *4						
Bike	Year	Hub	Rim	Nipple	F 3.50 x 17 inch	R 4.50 17 inch
DRZ400S/SM	00-19	●	●	●	W27-15511*2	W27-25511*3
		●	●	●	W27-15511*2	W27-25511*3

● Titanium-color / ● Black / ● Silver

*1 When installing to SM, the speedometer will not read correctly.

*2 For S the stock meter gear will require replacing.

*3 Hub damper is not supported. When mounting on a bike with stock hub damper, the rear sprocket and sprocket side spacer need to be replaced for up to 2003 DRZ400S.

*4 For the original set, stock spokes cannot be used.

KLX250 / D-TRACKER



Weight	Front	Rear
Offroad Wheel Kit	2895 g	3660 g
Motard Wheel Kit	3920 g	4920 g

Z-WHEEL

AR1 WHEEL KIT KLX250/D-TRACKER

- The AR1 motard wheel kit has a wide rim specification of 3.50x17 rear 4.50x17 for the stock front 3.00x17 rear 4.00x17 of the D-TRACKER / X, so it can be used for a wide range, from touring to racing.

Kit contents: rim / hub / Stainless spoke set / aluminum nipple set.
(These parts are not compatible with stock except bearings and seals.)

OFFROAD WHEEL KIT						
Bike	Year	Hub	Rim	Nipple	F 1.60 x 21 inch	R 2.15 x 18 inch
KLX250 *	98-20	●	●	●	W21-43511	W21-53551
D-TRACKER/X *	98-16	●	●	●	W21-43511	W21-53551

MOTARD WHEEL KIT						
Bike	Year	Hub	Rim	Nipple	F 3.50 x 17 inch	R 4.50 17 inch
KLX250	98-20	●	●	●	W27-13511	W27-23511
D-TRACKER/X *	98-16	●	●	●	W27-13511	W27-23511

● Titanium-color / ● Black / ● Silver

* For the original set, stock spokes cannot be used.

WHEEL



BRAKE DISC



BRAKE HOSE





Z-WHEEL
ASTELIGHT HUB

- Racing spec hubs for real MX and ED racing.
- Compatible hubs, designed to use with OE spokes, rims and wheel spacers.
- CNC machined from durable aluminum.
- Light weight construction yet strong.
- Slant holes on the hubs to keep mud out from the hub body.
- Available in Black, Blue, H-Blue, Yellow , Green , Red and Orange colors.

Use OE or ZETA Wheel Spacers (P60) for installation.

HONDA	Year	FRONT		REAR	
		Black	Red	Black	Red
CR125R	95-07	W41-11111	W41-11113	W41-11211	W41-11213
CR250R	95-07	W41-11111	W41-11113	W41-11211	W41-11213
CRF250R	04-13	W41-11111	W41-11113	W41-11211	W41-11213
	14-21	W41-11111	W41-11113	W41-11221	W41-11223
	02-12	W41-11111	W41-11113	W41-11211	W41-11213
CRF450R	03-20	W41-11111	W41-11113	W41-11221	W41-11223
	21	W41-11111	W41-11113	-	-
CRF250X	04-17	W41-11111*1	W41-11113*1	W41-11211	W41-11213
CRF450X	05-17	W41-11111*1	W41-11113*1	W41-11211	W41-11213
CRF250RX	19-21	W41-11111	W41-11113	W41-11221	W41-11223
CRF450RX	17-20	W41-11111	W41-11113	W41-11221	W41-11223
	21	W41-11111	W41-11113	-	-
CRF450L	19-20	W41-11111	W41-11113	W41-11221	W41-11223
CRF450RL	21	W41-11111	W41-11113	W41-11221	W41-11223
CRF1100L AFRICA TWIN	16-19	-	W41-12143	-	W41-12243
CRF1100L AFRICA TWIN	20	-	W41-12143	-	W41-12243

YAMAHA	Year	FRONT		REAR	
		Black	Blue	Black	Blue
YZ125	02-21	W41-41111	W41-41112	W41-41201	W41-41202
YZ250	02-21	W41-41111	W41-41112	W41-41201	W41-41202
	02-08	W41-41111	W41-41112	W41-41201	W41-41202
YZ250F	09-13	W41-41111	W41-41112	W41-41211	W41-41212
	14-21	W41-41121	W41-41122	W41-41211	W41-41212
YZ426F	02	W41-41111	W41-41112	W41-41201	W41-41202
	03-08	W41-41111	W41-41112	W41-41201	W41-41202
YZ450F	09-13	W41-41111	W41-41112	W41-41211	W41-41212
	14-21	W41-41121	W41-41122	W41-41211	W41-41212
YZ125X	17-21	W41-41111	W41-41112	W41-41201	W41-41202
YZ250X	16-21	W41-41111	W41-41112	W41-41201	W41-41202
YZ250FX	15-20	W41-41121	W41-41122	W41-41201	W41-41202
YZ450FX	16-21	W41-41121	W41-41122	W41-41201	W41-41202
WR250F	02-19	W41-41111*2	W41-41112*2	W41-41201	W41-41202
	20	W41-41121	W41-41122	W41-41201	W41-41202
WR426F	02	W41-41111*2	W41-41112*2	W41-41201	W41-41202
WR450F	03-18	W41-41111*2	W41-41112*2	W41-41201	W41-41202
	19-21	W41-41121	W41-41122	W41-41201	W41-41202

KAWASAKI	Year	FRONT		REAR	
		Black	Green	Black	Green
KX125	03-05	-	-	W41-21211	W41-21214
	06-08	W41-21111	W41-21114	W41-21211	W41-21214
KX250	03-05	-	-	W41-21211	W41-21214
	06-08	W41-21111	W41-21114	W41-21211	W41-21214
KX250F	04-05	-	-	W41-21211	W41-21214
	06-18	W41-21111	W41-21114	W41-21211	W41-21214
KX250	19-20	W41-21111	W41-21114	W41-21211	W41-21214
KX250	21	W41-21121	W41-21124	W41-21211	W41-21214
KX250X	21	W41-21121	W41-21124	W41-21211	W41-21214
KX450F	06-18	W41-21111	W41-21114	W41-21211	W41-21214
KX450	19-21	W41-21121	W41-21124	W41-21211	W41-21214
KX450X	21	W41-21121	W41-21124	W41-21211	W41-21214
KLX450R	08-20	W41-21111*3	W41-21114*3	W41-21211	W41-21214

SUZUKI	Year	FRONT		REAR	
		Black	Yellow	Black	Yellow
RMZ250	04-06	-	-	W41-21211	-
	07-20	W41-31111	W41-31115	W41-31211	W41-31215
RMZ450	05-20	W41-31111	W41-31115	W41-31211	W41-31215
RMX450Z	10-19	W41-31111	W41-31115	W41-31211	W41-31215

KTM	Year	FRONT		REAR	
		Black	Orange	Black	Orange
SX/SX-F 125-505	03-21	W41-51111	W41-51117	W41-51211	W41-51217
XC/XC-F 150-525	08-21	W41-51111	W41-51117	W41-51211	W41-51217
EXC/EXC-F 125-530	03-21	W41-51111	W41-51117	W41-51211	W41-51217
XC-W/XCF-W 125-530	08-21	W41-51111	W41-51117	W41-51211	W41-51217
450SMR	06-14	W41-51111	W41-51117	W41-51211	W41-51217


HUSQVARNA	Year	FRONT		REAR	
		Black	H-Blue	Black	H-Blue
TE/FE125-650	08-14	W41-51111	W41-51119	W41-51211	W41-51219

HUSABERG	Year	FRONT		REAR	
		Black	H-Blue	Black	H-Blue
TE/FE125-501/S	14-21	W41-51111	W41-51119	W41-51211	W41-51219
TC/FC125-450	14-21	W41-51111	W41-51119	W41-51211	W41-51219
TX/FX125-450	17-21	W41-51111	W41-51119	W41-51211	W41-51219
FS450	15-21	W41-51111	W41-51119	W41-51211	W41-51219

* 1 ZETA Wheel Spacer for CRF250R / 450R : ZE93-3071 (Red)
 * 2 Please use Oem YZ250F 02-06 front spacers.
 * 3 ZETA Wheel Spacer for KX250F/450F : ZE93-3211 (Red)



DRASTIC WEIGHT REDUCTION



- ASTELIGHT HUB achieves thorough weight reduction through CNC process while keeping necessary and sufficient strength.
- The middle portion is boldly cut inside as shown in image (A), and has CNC process done even in areas not visible. Since a large force is not stressed to the portion of the oil seal in image (B), by reducing the thickness, it contributes to weight reduction.
- The accumulation detailed efforts achieves 2/3 weight compared to other brands.

HUB DESIGN



- The front hub is "concave design" that draws a gentle curved shape on the center body.
- Even with the thin design, the curve absorbs impact from outside.
- By having shaved the inside and smoothed the outside shape, there is no waste in performance.

DISTANCE COLLAR



- The material uses A7075 T6 aluminum to ensure sufficient strength. Ven non-visible portion reduces the weight by the thinning of the distance collar except at the ends.

COMPATIBILITY WITH STOCK BEARING AND OIL SEAL



- To have compatibility with the stock parts, easy maintenance is not the only target. But to use the same size as the manufacturer focuses importantly on balance.



Z-WHEEL
R50 RIM FRONT / REAR 

- Real racing specification rim for ED and MX Racers.
- Made of A7050-T6 aluminum with special rim design for durability.
- Durable constructions yet light weight.
- Available wide rim lineup, latest competition bikes to older and dual sport models.
- Rims available for dual sport models, upgrade to high specification rims used by latest MX racing models.
- Available in Black, Silver, Burgundy Red, and Green.

For the models with OE steel nipples, please replace them with Z-Wheel aluminum nipples.
Replace OE steel nipples with aluminum nipples to make our front and rear wheels weigh 150 g lighter than OE wheels.

Each hole for rim lock and air valve on the rim.



SILVER



BLACK



BURGUNDY RED



GREEN

WHEEL



BRAKE DISC



BRAKE HOSE





1 Black

8 Silver

3 Burgundy Red

4 Green

Color Nipple lineup P120

Bike	Year	FRONT					REAR								
		Part #	Rim color .No#				Nipple	Part #	Rim color .No#				Nipple		
			Black	Silver	Burgundy Red	Green			Black	Silver	Burgundy Red	Green			
HONDA															
CR125R	84-94	*1 W01-9241 #	1	8	3	4	W31-P3368	*2	-	-	-	-	-		
	95-96	*1 W01-9241 #	1	8	3	4	W31-P3368	*2	W01-7331 #	1	8	3	-	W31-Q6328	
	97-01	*1 W01-9241 #	1	8	3	4	W31-P3368	*2	*1 W01-7331 #	1	8	3	-	W31-Q6328	
	02-07	W01-9241 #	1	8	3	4	W31-P3368	*2	W01-7331 #	1	8	3	-	W31-Q6328	
CR125R Wide	87-88	*1 -	-	-	-	-	-	*1 W01-6441 #	1	8	3	4	W31-Q4368	*2	
	89-93	*1 -	-	-	-	-	-	*1 W01-6431 #	1	8	3	-	W31-Q4328	*2	
	94	-	-	-	-	-	-	W01-6431 #	1	8	3	-	W31-Q6328		
CR250R	84-86	*1 W01-9241 #	1	8	3	4	W31-P3368	*2	-	-	-	-	-		
	87-88	*1 W01-9241 #	1	8	3	4	W31-P3368	*2	*1 W01-6441 #	1	8	3	4	W31-Q4368	*2
	89-94	*1 W01-9241 #	1	8	3	4	W31-P3368	*2	*1 W01-6431 #	1	8	3	-	W31-Q4328	*2
	95-96	W01-9241 #	1	8	3	4	W31-P3368	*2	W01-7431 #	1	8	-	-	W31-Q6328	
	97-01	*1 W01-9241 #	1	8	3	4	W31-P3368	*2	W01-7431 #	1	8	-	-	W31-Q6328	
02-07	W01-9241 #	1	8	3	-	W31-P3368	*2	W01-7431 #	1	8	-	-	W31-Q6328		
CR500R(USA)	84-86	*1 W01-9241 #	1	8	3	4	W31-P3368	*2	-	-	-	-	-		
	87-88	*1 W01-9241 #	1	8	3	4	W31-P3368	*2	*1 W01-6441 #	1	8	3	4	W31-Q4368	*2
	89-01	*1 W01-9241 #	1	8	3	4	W31-P3368	*2	*1 W01-6431 #	1	8	3	-	W31-Q4328	*2
CRF250R	04-21	W01-9241 #	1	8	3	4	W31-P3368	*2	W01-7331 #	1	8	3	-	W31-Q6328	
CRF250R 36H	14-21	-	-	-	-	-	-	W01-7341 #	1	8	3	-	W31-Q6368		
CRF250X	04-17	W01-9241 #	1	8	3	4	W31-P3368	*2	W01-6431 #	1	8	3	-	W31-Q6328	
CRF450R	02-20	W01-9241 #	1	8	3	4	W31-P3368	*2	W01-7431 #	1	8	-	-	W31-Q6328	
	21	W01-9241 #	1	8	3	4	W31-P3368	*2	-	-	-	-	-		
CRF450R 36H	13-21	-	-	-	-	-	-	W01-7441 #	1	8	3	-	W31-Q6368		
CRF250RX	19-21	W01-9241 #	1	8	3	4	W31-P3368	*2	W01-6431 #	1	8	3	-	W31-Q6328	
CRF450RX	17-21	W01-9241 #	1	8	3	4	W31-P3368	*2	W01-6431 #	1	8	3	-	W31-Q6328	
CRF450RX 36H	17-21	-	-	-	-	-	-	W01-6441 #	1	8	3	-	W31-Q6368		
CRF450L	19-20	W01-9241 #	1	8	3	4	W31-P3368	*2	W01-6431 #	1	8	3	-	W31-Q6328	
CRF450RL	21	W01-9241 #	1	8	3	4	W31-P3368	*2	W01-6431 #	1	8	3	-	W31-Q6328	
CRF450X	05-21	W01-9241 #	1	8	3	4	W31-P3368	*2	W01-6431 #	1	8	3	-	W31-Q6328	
CRF230F(USA)	03-09	*1 W01-9241 #	1	8	-	-	W31-P2368		-	-	-	-	-		
CRF250F	19-21	W01-9241 #	1	8	-	-	W31-P2368		-	-	-	-	-		
CRF250L	12-20	*1 W01-9241 #	1	8	3	4	W31-P2368	*1	W01-6431 #	1	8	3	-	W31-P2328	
CRF250RALLY	17-20	*1 W01-9241 #	1	8	3	4	W31-P2368	*1	W01-6431 #	1	8	3	-	W31-P2328	
CRM250R/AR	89-98	*1 W01-9241 #	1	8	-	-	W31-P2368	*1	W01-6432 #	-	-	-	W31-P2328		
SL230	97-01	*1 W01-9241 #	1	8	-	-	W31-P2368		-	-	-	-	-		
XL250 DEGREE	91-95	*1 W01-9241 #	1	8	-	-	W31-P2368		-	-	-	-	-		
XLR125R	93-94	*1 W01-9241 #	1	8	-	-	W31-P2368		-	-	-	-	-		
XLR200R	93	*1 W01-9241 #	1	8	-	-	W31-P2368		-	-	-	-	-		
XLR250R/BAJA	88-94	*1 W01-9241 #	1	8	-	-	W31-P2368		-	-	-	-	-		
XR230	05-13	*1 W01-9241 #	1	8	-	-	W31-P2368	*1	W01-6432 #	1	-	-	-	W31-P2328	
XR250L(USA)	91-96	*1 W01-9241 #	1	8	-	-	W31-P2368		-	-	-	-	-		
XR250R(USA)	84-89	*1 W01-9241 #	1	8	3	4	W31-P3368	*2	-	-	-	-	-		
	90-04	*1 W01-9241 #	1	8	-	-	W31-P3368	*2	*1 W01-6432 #	1	-	-	-	W31-P2328	
XR250S/BAJA	95-07	*1 W01-9241 #	1	8	-	-	W31-P2368	*1	W01-6432 #	1	-	-	-	W31-P2328	
XR350R(USA)	84-85	*1 W01-9241 #	1	8	3	4	W31-P3368	*2	-	-	-	-	-		
XR400R(USA)	96-04	*1 W01-9241 #	1	8	-	-	W31-P3368	*2	*1 W01-6432 #	1	-	-	-	W31-P3328	*2
XR500R(USA)	83-84	*1 W01-9241 #	1	8	3	4	W31-P3368	*2	-	-	-	-	-		
XR600R(USA)	85-87	*1 W01-9241 #	1	8	3	4	W31-P3368	*2	-	-	-	-	-		
	88-90	*1 W01-9241 #	1	8	-	-	W31-P3368	*2	-	-	-	-	-		
	91-00	*1 W01-9241 #	1	8	-	-	W31-P3368	*2	*1 W01-6432 #	1	-	-	-	W31-P3328	*2
XR650R(USA)	00-07	*1 W01-9241 #	1	8	-	-	W31-P3368	*2	*1 W01-6432 #	1	-	-	-	W31-P3328	*2

#Add rim color number to complete number for ordering.
 *1 This is not compatible with the stock because the screw pitch is different.
 *2 Color nipple available



Bike	Year	FRONT						REAR							
		Part #	Rim color .No#				Nipple	Part #	Rim color .No#				Nipple		
			Black	Silver	Burgundy Red	Green			Black	Silver	Burgundy Red	Green			
YAMAHA															
YZ125	86-88	W01-9241 #	1	8	3	4	W31-P3368	*2	-	-	-	-	-	-	
	89-98	*1 W01-9241 #	1	8	3	4	W31-P3368	*2	W01-7341 #	1	8	3	4	W31-Q4368	*2
	99-21	W01-9241 #	1	8	3	4	W31-P3368	*2	W01-7341 #	1	8	3	4	W31-Q4368	*2
YZ125 Wide	88	*1 -	-	-	-	-	-	-	W01-6441 #	1	8	3	4	W31-Q4368	*2
YZ250	86-87	W01-9241 #	1	8	3	4	W31-P3368	*2	-	-	-	-	-	-	
	88	*1 W01-9241 #	1	8	3	4	W31-P3368	*2	W01-6441 #	1	8	3	4	W31-Q4368	*2
	89-98	*1 W01-9241 #	1	8	3	4	W31-P3368	*2	W01-7441 #	1	8	3	4	W31-Q4368	*2
	99-21	W01-9241 #	1	8	3	4	W31-P3368	*2	W01-7441 #	1	8	3	4	W31-Q4368	*2
YZ250F	01-21	W01-9241 #	1	8	3	4	W31-P3368	*2	W01-7341 #	1	8	3	4	W31-Q4368	*2
YZ250WR	89	W01-9241 #	1	8	3	4	W31-P3368	*2	*1 W01-7441 #	1	8	3	4	W31-Q4368	*2
YZ250WR(USA)	90	W01-9241 #	1	8	3	4	W31-P3368	*2	*1 W01-6441 #	1	8	3	4	W31-Q4368	*2
YZ400F	98	W01-9241 #	1	8	3	4	W31-P3368	*2	*1 W01-7441 #	1	8	3	4	W31-Q4368	*2
	99	W01-9241 #	1	8	3	4	W31-P3368	*2	W01-7441 #	1	8	3	4	W31-Q4368	*2
YZ426F	00-02	W01-9241 #	1	8	3	4	W31-P3368	*2	W01-7441 #	1	8	3	4	W31-Q4368	*2
YZ450F	03-21	W01-9241 #	1	8	3	4	W31-P3368	*2	W01-7441 #	1	8	3	4	W31-Q4368	*2
YZ125X	17-21	W01-9241 #	1	8	3	4	W31-P3368	*2	W01-6441 #	1	8	3	4	W31-Q4368	*2
YZ250X	16-21	W01-9241 #	1	8	3	4	W31-P3368	*2	W01-6441 #	1	8	3	4	W31-Q4368	*2
YZ250FX	15-20	W01-9241 #	1	8	3	4	W31-P3368	*2	W01-6441 #	1	8	3	4	W31-Q4368	*2
YZ450FX	16-21	W01-9241 #	1	8	3	4	W31-P3368	*2	W01-6441 #	1	8	3	4	W31-Q4368	*2
YZ490	89	W01-9241 #	1	8	3	4	W31-P3368	*2	-	-	-	-	-		
DT125R	85-97	*1 W01-9241 #	1	8	3	4	W31-P2368		-	-	-	-	-		
DT200R	84-87	*1 W01-9241 #	1	8	3	4	W31-P2368		-	-	-	-	-		
	88-90	*1 W01-9241 #	1	8	3	4	W31-P2368	*1	W01-6441 #	1	8	3	4	W31-Q3368	
DT200WR	91-94	*1 W01-9241 #	1	8	3	4	W31-P3368	*2	*1 W01-6441 #	1	8	3	4	W31-Q4368	*2
DT230_LANZA	97-98	*1 W01-9241 #	1	8	3	4	W31-P3368	*2	*1 W01-6441 #	1	8	3	4	W31-Q4368	*2
IT200(USA)	86	*1 W01-9241 #	1	8	3	4	W31-P3368	*2	-	-	-	-	-		
SEROW225	85-92	*1 W01-9241 #	1	8	3	4	W31-P2368		-	-	-	-	-		
	93-96	*1 W01-9241 #	1	8	3	4	W31-P2368	*1	W01-6441 #	1	8	3	4	W31-P2368	
	97-04	*1 W01-9241 #	1	8	3	4	W31-P2368		-	-	-	-	-		
SEROW250	05-20	*1 W01-9241 #	1	8	3	4	W31-P2368		-	-	-	-	-		
TT225(USA)	86-87	*1 W01-9241 #	1	8	3	4	W31-P2368		-	-	-	-	-		
TT350(USA)	86-87	*1 W01-9241 #	1	8	3	4	W31-P3368	*2	-	-	-	-	-		
TT600(USA)	85-86	*1 W01-9241 #	1	8	3	4	W31-P3368	*2	-	-	-	-	-		
TTR230(USA)	05-20	*1 W01-9241 #	1	8	3	4	W31-P2368		-	-	-	-	-		
TTR250/RAID	93-97	*1 W01-9241 #	1	8	3	4	W31-P3368	*2	*1 W01-6441 #	1	8	3	4	W31-Q4368	*2
TTR250_(USA)	99-06	*1 W01-9241 #	1	8	3	4	W31-P3368	*2	-	-	-	-	-		
WR200R(USA)	92	*1 W01-9241 #	1	8	3	4	W31-P3368	*2	*1 W01-6441 #	1	8	3	4	W31-Q4368	*2
WR250F	01-20	W01-9241 #	1	8	3	4	W31-P3368	*2	W01-6441 #	1	8	3	4	W31-Q4368	*2
WR155R	20	*1 W01-9241 #	1	8	3	4	W31-P3368	*2	*1 W01-6441 #	1	8	3	4	W31-Q4368	*2
WR250R	07-20	*1 W01-9241 #	1	8	3	4	W31-P3368	*2	*1 W01-6441 #	1	8	3	4	W31-Q4368	*2
WR250Z	91-98	W01-9241 #	1	8	3	4	W31-P3368	*2	*1 W01-6441 #	1	8	3	4	W31-Q4368	*2
WR400F	98	W01-9241 #	1	8	3	4	W31-P3368	*2	*1 W01-6441 #	1	8	3	4	W31-Q4368	*2
	99-00	W01-9241 #	1	8	3	4	W31-P3368		W01-6441 #	1	8	3	4	W31-Q4368	*2
WR426F	01-02	W01-9241 #	1	8	3	4	W31-P3368	*2	W01-6441 #	1	8	3	4	W31-Q4368	*2
WR450F	03-21	W01-9241 #	1	8	3	4	W31-P3368	*2	W01-6441 #	1	8	3	4	W31-Q4368	*2
WR500Z	92-93	W01-9241 #	1	8	3	4	W31-P3368	*2	-	-	-	-	-		
XT225 SEROW(USA)	92-07	*1 W01-9241 #	1	8	3	4	W31-P2368		-	-	-	-	-		
XT250(USA)	08-21	*1 W01-9241 #	1	8	3	4	W31-P2368		-	-	-	-	-		
XT250T	85	*1 W01-9241 #	1	8	3	4	W31-P2368		-	-	-	-	-		
XT350(USA)	85-00	*1 W01-9241 #	1	8	3	4	W31-P2368		-	-	-	-	-		

#Add rim color number to complete number for ordering.
*1 This is not compatible with the stock because the screw pitch is different.
*2 Color nipple available

WHEEL

WHEEL

BRAKE DISC

BRAKE HOSE



1 Black **8** Silver **3** Burgundy Red **4** Green

Color Nipple lineup P120

Bike	Year	FRONT					REAR								
		Part #	Rim color .No#				Nipple	Part #	Rim color .No#				Nipple		
			Black	Silver	Burgundy Red	Green			Black	Silver	Burgundy Red	Green			
KAWASAKI															
KX125	82-83	*1 W01-9241 #	1	8	3	4	W31-P3368	*2	-	-	-	-	-	-	
	90-98	*1 W01-9241 #	1	8	3	4	W31-P3368	*2	-	-	-	-	-	-	
	99-02	*1 W01-9241 #	1	8	3	4	W31-P4368		-	-	-	-	-	-	
	03-05	*1 W01-9241 #	1	8	3	4	W31-P4368		W01-7341 #	1	8	3	4	W31-Q4368	*2
	06-08	W01-9241 #	1	8	3	4	W31-P3368	*2	W01-7341 #	1	8	3	4	W31-Q4368	*2
KX125 Wide	86-87	-	-	-	-	-	-	*1 W01-6441 #	1	8	3	4	W31-Q3368		
	88	-	-	-	-	-	-	*1 W01-6441 #	1	8	3	4	W31-Q4368	*2	
KX250	82-83	*1 W01-9241 #	1	8	3	4	W31-P3368	*2	-	-	-	-	-	-	
	86-87	-	-	-	-	-	-	*1 W01-6441 #	1	8	3	4	W31-Q3368		
	88	-	-	-	-	-	-	*1 W01-6441 #	1	8	3	4	W31-Q4368	*2	
	90-98	*1 W01-9241 #	1	8	3	4	W31-P3368	*2	-	-	-	-	-	-	
	99-02	*1 W01-9241 #	1	8	3	4	W31-P4368		-	-	-	-	-	-	
KX250F	03-04	*1 W01-9241 #	1	8	3	4	W31-P4368		W01-7441 #	1	8	3	4	W31-Q4368	*2
	05-08	W01-9241 #	1	8	3	4	W31-P3368	*2	W01-7441 #	1	8	3	4	W31-Q4368	*2
	04-18	W01-9241 #	1	8	3	4	W31-P3368	*2	W01-7341 #	1	8	3	4	W31-Q4368	*2
KX250	19-21	W01-9241 #	1	8	3	4	W31-P3368	*2	W01-7341 #	1	8	3	4	W31-Q4368	*2
KX250X	21	W01-9241 #	1	8	3	4	W31-P3368	*2	W01-6441 #	1	8	3	4	W31-Q4368	*2
KX450F	06-18	W01-9241 #	1	8	3	4	W31-P3368	*2	W01-7441 #	1	8	3	4	W31-Q4368	*2
KX450	19-21	W01-9241 #	1	8	3	4	W31-P3368	*2	W01-7441 #	1	8	3	4	W31-Q4368	*2
KX450X	21	W01-9241 #	1	8	3	4	W31-P3368	*2	W01-6441 #	1	8	3	4	W31-Q4368	*2
SUPER SHERPA	97-07	*1 W01-9241 #	1	8	3	4	W31-P3368	*2	*1 W01-6441 #	1	8	3	4	W31-Q3368	
SUPER SHERPA(USA)	00-09	*1 W01-9241 #	1	8	3	4	W31-P3368	*2	*1 W01-6441 #	1	8	3	4	W31-Q3368	
KX500(USA)	83-85	*1 W01-9241 #	1	8	3	4	W31-P3368	*2	-	-	-	-	-	-	
	86-87	*1 W01-9241 #	1	8	3	4	W31-P3368	*2	*1 W01-6441 #	1	8	3	4	W31-Q3368	
	88	*1 W01-9241 #	1	8	3	4	W31-P3368	*2	*1 W01-6441 #	1	8	3	4	W31-Q4368	*2
KDX200(USA)	89-04	*1 W01-9241 #	1	8	3	4	W31-P3368	*2	-	-	-	-	-	-	
	86-94	*1 W01-9241 #	1	8	3	4	W31-P3368	*2	-	-	-	-	-	-	
KDX200R	95-06	W01-9241 #	1	8	3	4	W31-P3368	*2	*1 W01-6443 #	1	8	-	4	W31-Q3368	
KDX200SR	89-90	*1 W01-9241 #	1	8	3	4	W31-P3368	*2	-	-	-	-	-	-	
KDX220R	89-93	*1 W01-9241 #	1	8	3	4	W31-P3368	*2	-	-	-	-	-	-	
KDX220SR	94-05	*1 W01-9241 #	1	8	3	4	W31-P3368	*2	*1 W01-6443 #	1	8	-	4	W31-Q3368	
KDX250(USA)	94-99	*1 W01-9241 #	1	8	3	4	W31-P3368	*2	*1 W01-6443 #	1	8	-	4	W31-Q3368	
KDX250R	91-94	*1 W01-9241 #	1	8	3	4	W31-P3368	*2	*1 W01-6443 #	1	8	-	4	W31-Q4368	*2
KDX250SR	91	*1 W01-9241 #	1	8	3	4	W31-P3368	*2	*1 W01-6443 #	1	8	-	4	W31-Q4368	*2
	92-94	*1 W01-9241 #	1	8	3	4	W31-P3368	*2	*1 W01-6443 #	1	8	-	4	W31-Q3368	
KLX230	20	*1 W01-9241 #	1	8	3	4	W31-P3368	*2	*1 W01-6443 #	1	8	-	4	W31-Q4368	*2
KLX230R	20-21	*1 W01-9241 #	1	8	3	4	W31-P3368	*2	*1 W01-6443 #	1	8	-	4	W31-Q4368	*2
KLX250	98-07	*1 W01-9241 #	1	8	3	4	W31-P4368		*1 W01-6443 #	1	8	-	4	W31-Q3368	
	08-20	*1 W01-9241 #	1	8	3	4	W31-P4368		*1 W01-6443 #	1	8	-	4	W31-Q4368	*2
KLX250ES	94-97	*1 W01-9241 #	1	8	3	4	W31-P4368		*1 W01-6443 #	1	8	-	4	W31-Q3368	
KLX250R	93-95	*1 W01-9241 #	1	8	3	4	W31-P3368	*2	*1 W01-6443 #	1	8	-	4	W31-Q3368	
KLX250R(USA)		-	-	-	-	-	-	*1 W01-6443 #	1	8	-	4	W31-Q3368		
KLX250S(USA)	06-08	*1 W01-9241 #	1	8	3	4	W31-P4368		*1 W01-6443 #	1	8	-	4	W31-Q3368	
	09-16	*1 W01-9241 #	1	8	3	4	W31-P4368		*1 W01-6443 #	1	8	-	4	W31-Q4368	*2
KLX250SR	93-94	*1 W01-9241 #	1	8	3	4	W31-P3368	*2	*1 W01-6443 #	1	8	-	4	W31-Q3368	
	95-97	*1 W01-9241 #	1	8	3	4	W31-P4368		*1 W01-6443 #	1	8	-	4	W31-Q3368	
KLX300R	96-07	*1 W01-9241 #	1	8	3	4	W31-P3368	*2	*1 W01-6443 #	1	8	-	4	W31-Q3368	
	20	*1 W01-9241 #	1	8	3	4	W31-P4368		*1 W01-6443 #	1	8	-	4	W31-Q4368	*2
KLX450R	08-20	W01-9241 #	1	8	3	4	W31-P3368	*2	W01-6441 #	1	8	3	4	W31-Q4368	*2
KLX650R(USA)	93	*1 W01-9241 #	1	8	3	4	W31-P3368	*2	*1 W01-6443 #	1	8	-	4	W31-Q4368	*2
	92-96	*1 W01-9241 #	1	8	3	4	W31-P3368	*2	-	-	-	-	-	-	

#Add rim color number to complete number for ordering.
 *1 This is not compatible with the stock because the screw pitch is different.
 *2 Color nipple available



Bike	Year	FRONT						REAR					
		Part #	Rim color .No#				Nipple	Part #	Rim color .No#				Nipple
			Black	Silver	Burgundy Red	Green			Black	Silver	Burgundy Red	Green	
SUZUKI													
RM125	86-89	W01-9241 #	1	8	3	4	W31-P3368 *2	-	-	-	-	-	-
	90-06	W01-9241 #	1	8	3	4	W31-P3368 *2	W01-7341 #	1	8	3	4	W31-Q4368 *2
	07-08	W01-9241 #	1	8	3	4	W31-P3368 *2	W01-7341 #	1	8	3	4	W31-Q6368
RM250	86-89	W01-9241 #	1	8	3	4	W31-P3368 *2	-	-	-	-	-	-
	90-06	W01-9241 #	1	8	3	4	W31-P3368 *2	W01-7441 #	1	8	3	4	W31-Q4368 *2
	07-08	W01-9241 #	1	8	3	4	W31-P3368 *2	W01-7441 #	1	8	3	4	W31-Q6368
RMZ250	04-06	W01-9241 #	1	8	3	4	W31-P3368 *2	W01-7341 #	1	8	3	4	W31-Q4368 *2
	07-20	W01-9241 #	1	8	3	4	W31-P3368 *2	W01-7341 #	1	8	3	4	W31-Q6368
RMZ450	05	W01-9241 #	1	8	3	4	W31-P3368 *2	W01-7441 #	1	8	3	4	W31-Q4368 *2
	06-20	W01-9241 #	1	8	3	4	W31-P3368 *2	W01-7441 #	1	8	3	4	W31-Q6368
RMX250(USA)	89-98	W01-9241 #	1	8	3	4	W31-P3368 *2	W01-6441 #	1	8	3	4	W31-Q4368 *2
	-	-	-	-	-	-	-	W01-6441 #	1	8	3	4	W31-Q4368 *2
RMX250R	93-98	W01-9241 #	1	8	3	4	W31-P3368 *2	W01-6441 #	1	8	3	4	W31-Q4368 *2
	93-98	W01-9241 #	1	8	3	4	W31-P3368 *2	W01-6441 #	1	8	3	4	W31-Q4368 *2
RMX250S	92-98	*1 W01-9241 #	1	8	3	4	W31-P3368 *2	*1 W01-6441 #	1	8	3	4	W31-Q3368
RMX450Z	10-19	W01-9241 #	1	8	3	4	W31-P3368 *2	W01-6441 #	1	8	3	4	W31-Q6368
SP200(USA)	86-88	*1 W01-9241 #	1	8	3	4	W31-P2368	-	-	-	-	-	-
SP250(USA)	85	*1 W01-9241 #	1	8	3	4	W31-P3368 *2	-	-	-	-	-	-
SX125R	85-91	*1 W01-9241 #	1	8	3	4	W31-P2368	-	-	-	-	-	-
SX200R	85-91	*1 W01-9241 #	1	8	3	4	W31-P2368	-	-	-	-	-	-
TS125R	89-97	*1 W01-9241 #	1	8	3	4	W31-P3368 *2	*1 W01-6441 #	1	8	3	4	W31-Q3368
TS200R	89-96	*1 W01-9241 #	1	8	3	4	W31-P3368 *2	*1 W01-6441 #	1	8	3	4	W31-Q3368
DF200E	97	*1 W01-9241 #	1	8	3	4	W31-P2368	-	-	-	-	-	-
DR125	86-88	*1 W01-9241 #	1	8	3	4	W31-P2368	-	-	-	-	-	-
DR125SE	93-99	*1 W01-9241 #	1	8	3	4	W31-P2368	-	-	-	-	-	-
DR200	86-87	*1 W01-9241 #	1	8	3	4	W31-P2368	-	-	-	-	-	-
DR200SE	93-09	*1 W01-9241 #	1	8	3	4	W31-P2368	-	-	-	-	-	-
DR250	85	*1 W01-9241 #	1	8	3	4	W31-P3368 *2	-	-	-	-	-	-
DR250R	95-00	W01-9241 #	1	8	3	4	W31-P3368 *2	W01-6441 #	1	8	3	4	W31-Q3368
DR250RX	96-00	W01-9241 #	1	8	3	4	W31-P3368 *2	W01-6441 #	1	8	3	4	W31-Q3368
DR250S	90-93	*1 W01-9241 #	1	8	3	4	W31-P3368 *2	-	-	-	-	-	-
DR250SES	90-95	*1 W01-9241 #	1	8	3	4	W31-P3368 *2	-	-	-	-	-	-
DR350SE	90-95	*1 W01-9241 #	1	8	3	4	W31-P3368 *2	-	-	-	-	-	-
DR350SE	96-99	*1 W01-9241 #	1	8	3	4	W31-P3368 *2	*1 W01-6441 #	1	8	3	4	W31-Q3368
DRZ250(USA)	01-07	W01-9241 #	1	8	3	4	W31-P3368 *2	W01-6441 #	1	8	3	4	W31-Q3368
DRZ400(USA)	00-04	W01-9241 #	1	8	3	4	W31-P3368 *2	W01-6441 #	1	8	3	4	W31-Q4368 *2
DRZ400E	00-07	W01-9241 #	1	8	3	4	W31-P3368 *2	W01-6441 #	1	8	3	4	W31-Q4368 *2
DRZ400S	00-03	W01-9241 #	1	8	3	4	W31-P3368 *2	W01-6441 #	1	8	3	4	W31-Q4368 *2
	04-08	W01-9241 #	1	8	3	4	W31-P3368 *2	-	-	-	-	-	-
DRZ400S(USA)	00-19	W01-9241 #	1	8	3	4	W31-P3368 *2	W01-6441 #	1	8	3	4	W31-Q4368 *2
RA125	84-88	*1 W01-9241 #	1	8	3	4	W31-P2368	-	-	-	-	-	-
RH250	84-88	*1 W01-9241 #	1	8	3	4	W31-P3368 *2	-	-	-	-	-	-
KTM													
SX/SX-F 125-505	05-10	W01-9241 #	1	8	3	4	W31-P5368	W01-7441 #	1	8	3	4	W31-Q7368
	11-21	W01-9241 #	1	8	3	4	W31-P5368	W01-7441 #	1	8	3	4	W31-Q5368
XC/XC-F 150-525	05-10	W01-9241 #	1	8	3	4	W31-P5368	W01-6441 #	1	8	3	4	W31-Q7368
	11-21	W01-9241 #	1	8	3	4	W31-P5368	W01-6441 #	1	8	3	4	W31-Q5368
EXC/EXC-F 125-530	05-11	W01-9241 #	1	8	3	4	W31-P5368	W01-6441 #	1	8	3	4	W31-Q7368
	12-21	W01-9241 #	1	8	3	4	W31-P5368	W01-6441 #	1	8	3	4	W31-Q5368
XC-W/XCF-W 125-530	05-11	W01-9241 #	1	8	3	4	W31-P5368	W01-6441 #	1	8	3	4	W31-Q7368
	12-21	W01-9241 #	1	8	3	4	W31-P5368	W01-6441 #	1	8	3	4	W31-Q5368
HUSABERG													
FE250-650	07-14	W01-9241 #	1	8	3	4	W31-P5368	-	-	-	-	-	-
FE250-550/650	07-11	-	-	-	-	-	-	W01-6441 #	1	8	3	4	W31-Q7368
	12-14	-	-	-	-	-	-	W01-6441 #	1	8	3	4	W31-Q5368
FE570	09-10	-	-	-	-	-	-	W01-6441 #	1	8	3	4	W31-Q7368
	11-12	-	-	-	-	-	-	W01-6441 #	1	8	3	4	W31-Q5368
TE125-300	11	W01-9241 #	1	8	3	4	W31-P5368	W01-6441 #	1	8	3	4	W31-Q7368
	12-14	W01-9241 #	1	8	3	4	W31-P5368	W01-6441 #	1	8	3	4	W31-Q5368
HUSQVARNA													
TC/FC 125-450	14-21	W01-9241 #	1	8	3	4	W31-P5368	W01-7441 #	1	8	3	4	W31-Q5368
TE/FE 250-501	14-21	W01-9241 #	1	8	3	4	W31-P5368	W01-6441 #	1	8	3	4	W31-Q5368
TX/FX125-450	17-21	W01-9241 #	1	8	3	4	W31-P5368	W01-6441 #	1	8	3	4	W31-Q5368
BETA													
RR2T/4T	13-16	W01-9241 #	1	8	3	4	W31-P3368 *2	W01-6441 #	1	8	3	4	W31-Q4368 *2
	17-21	W01-9241 #	1	8	3	4	W31-P5368	W01-6441 #	1	8	3	4	W31-Q5368
X-TRAINER	15-21	W01-9241 #	1	8	3	4	-	W01-6441 #	1	8	3	4	W31-Q5368



Z-WHEEL STEEL / STAINLESS SPOKE SET

- Spoke set to fit R50 rim. Fit to Z-WHEEL aluminum nipple or stock nipple (excluding some models). - Lineup made of steel and rust resistant corrosion-resistant stainless steel.

[Note] When using for the R50 rim, some vehicles need a nipple set for spoke set.




Table with columns: Bike, Year, FRONT (Steel Spoke, Nipple, SUS Spoke, Nipple), REAR (Steel Spoke, Nipple, SUS Spoke, Nipple). Rows include models like CR125R, CR250R, CR500R, etc.

KAWASAKI



**S30
SERIES**



S30 SPOKE NIPPLE SET

- Spoke sets for small mx racing bikes.
- Available stainless replacement nipples.

*1 Listed nipple set is required for installation of Z-Wheel spoke set.
 *2 OEM nipples cannot be used because the nipple sizes are different.
 ZWHEEL stainless steel nipples W33-D1368 are required to replace the S30 rim.
 # Color nipple available Black(1), Blue (2), Red (3), Green (4), Gold (5), Silver (8)

S30 RIM FRONT / REAR JP

- Real racing specification rims for small wheel bikes.
- Made of 7000 grade aluminum with special rim design for durability.
- Durable construction yet lightweight.
- Available in wide rim line up, recent competition bikes to older and dual sport models.
- Rims available for dual sport models to upgrade the rims.
- Can be used with OE nipples.
- One each of rim lock and air valve holes on the rim.
- Available in Black color.

Bike	Year	FRONT					REAR					
		Rim		Spoke		Nipple	Rim		Spoke		Nipple	
		17inch	19inch	Steel	Stainless	Stainless	14inch	16inch	Steel	Stainless	Stainless	
HONDA												
CR80R/85R	96-07	W02-51211	-	-	W10-11410	W10-21410	W33-D2368	W02-23321	-	W10-11810	W10-21810	W33-D2368
CR80R11/85R11	96-07	-	W02-71211	-	-	-	-	W02-43331	-	-	-	-
CRF150R	07-21	W02-51211	-	-	W10-11411	W10-21411	W33-D2368	W02-23311	-	W10-11811	W10-21811	W33-D2368
CRF150R11	07-21	-	W02-71211	-	W10-11411	W10-21411	W33-D2368	-	W02-43321	W10-11811	W10-21811	W33-D2368
CRF125F	14-21	-	W02-71411	*2	-	-	-	-	W02-43411	-	-	W33-B1368
CRM50/80	93-97	W02-51211	-	-	W10-21420	W33-D2368	W02-23321	-	-	W10-21820	W33-D2368	-
YAMAHA												
YZ80/85	94-21	W02-51311	-	-	W10-17810	W10-27410	W33-D2368	W02-23331	-	W10-17810	W10-27810	W33-D2368
YZ80LW/85LW	94-20	-	W02-71311	-	-	-	-	-	W02-43311	-	-	W33-D2368
TT-R125LW	00-11	-	W02-71411	-	-	-	-	-	W02-43411	-	-	W33-B2368
KAWASAKI												
KX80/85	98-21	W02-51211	-	-	W10-13409	W10-23410	W33-F3368	W02-23211	-	W10-13810	W10-23810	W33-F3368
KX8011/8511/100	98-21	-	W02-71211	-	W10-13409	W10-23410	W33-F3368	-	W02-43211	W10-13810	W10-23810	W33-F3368
KLX125/150S	09-16	-	W02-71211	-	W10-13409	W10-23435	W33-F3368	-	W02-43211	-	W10-23835	W33-F3368
SUZUKI												
RM85	04-20	W02-51311	-	-	W10-15409	W10-25410	W33-D2368	W02-23331	-	W10-15810	W10-25810	W33-D2368
RM85L	04-20	-	W02-71311	-	-	-	-	-	W02-43311	-	-	W33-D2368
KTM												
85/105SX 19/16	03-11	-	W02-72311	-	-	-	-	-	W02-43341	-	-	-
85/105SX 19/16	12-21	-	W02-72311	-	W10-29410	W31-P332 #	*1	-	W02-43341	-	W10-29810	W31-P332 # *1
HUSQVARNA												
TC85 19/16	14-21	-	W02-72311	-	W10-29410	W31-P332 #	*1	-	W02-43341	-	W10-29810	W31-P332 # *1



FRONT

Bike	Year	Bike	Year
HONDA			
CR125M	#1 73-78	MX125	72-73
CR125R	79		74
	83	Y2125	74-75
CR250M	73-74	DT1MX	76-83
CR250R	82-83	DT1MX	70-71
CR80R2	85	DT2MX	72
XR200R(ME)	83-90	Y2250	74-83
XR250(ME)	93-02	MX250	73-74
MT125	79-80		74-75
MTX125R	74-76	DT125	#2 76-77
	83		#2 83-84
TL125	#1 73-76	DT125M	#2 78-82
XL125	#1 81	TY125	75-78
XL125R(JD04)	75-78	XT125(17T)	#2 82
MTX200R(MD)	82-85	IT175	77-83
XL200R(MD)	83-84	TY175	75-80
CT250S	81-83	XT200	#2 82-84
MT250	81-83	DT1	68-72
TL250	74-76	DT250	72-73
SL250	75-76		74-76
XL250S	72-74	DT250M	77-78
XL250R	79-82	IT250	77-82
PARIS DAKAR/		TY250	74-76
DECCOSTA	82-83	XT250	80-82
XR350R		XT250T	83-84
XL400R	83	RT1	70-71
XL500S	82	RT360	72-73
XR500S	79-80	DT360	73
XR500(PE01)	79-80		74
KAWASAKI			
KX250A	74	DT400	75-76
KE125	#2 76-82	XT400	82
KS125(125TR)	#2 74-75	TT500	76-81
KL250	#2 78-79	XT500	76-80
F9(350TR)	#2 80-83	XT500(USA)	81
	72-74	SUZUKI	
		RM125	75-76
			79-80
			81-82
		RM250	79-80
			81-82
		TM250	72-74
			75
		TM400	71-72
		TS50	#2 63-97
			#2 73-75
		TS125	#2 76-79
			#2 76-79
		TS250	71-73
			74-76
		TS400	72-73
			74-77
		SP500	81-84

REAR

Bike	Year	Bike	Year
HONDA			
CR125R	79	AT1M	#2 69-70
CR250M	73-77	AT1MX	#2 71
XR200R(ME)	81-83	MX125	72-74
XR250(ME)	79-80	YZ125	74-83
TLM50	84	DT1MX	71
MT125	74-76	DT2MX	72
MTX125R	83	MX250	73-74
TL125/S	73-76	YZ250	74-79
	81	DT125	74-81
TL125	83-88	TY125	75-78
XL125	75-78	CT1	#2 69-71
	79-80	CT175	#2 72-73
XL125S	79-80	IT175	77-83
	81-	TY175	75-80
XL125R(JD04)	85-	AG200	85
MTX200R(MD)	83-84	DT1	71-72
MTX200R2(MD)	85-88	DT250	72-76
TLR200(MD)	83-	DT250M	77-78
XL200R(MD)	83-84	IT250	77-80
XL230	02-04	TY250	75-76
MT250	74-76	XT250	80-82
TL250	75-76	DT360	73-74
TLR250R(MD18)	86-	RT1	70-71
SL250	72-74	RT360	72-73
XL250S	79-80	DT400	75-76
	81-82	TT500	76-81
XL250R/PARIS	82-83	XT500	76-80
DAKAR/DECCOSTA		XT500(USA)	81
XL400R	82	SUZUKI	
XL500S	79-80	RM125	78-80
XR500(PE01)	79-80	TM250	72, 74
KAWASAKI			
KL250	78-79	DR250S	82
KL250	80-83		80
KL250	84-90	TS250	#2 71-79
F11(250TR)	74-76		80
			81-83
		SP370	78
		SP400	80
		TS400	72-77

**S16
SERIES**



S16 RIM FRONT / REAR JP

- Aluminum rims for vintage off road bikes, make your vintage bike wheel look new.
- Available for many applications.
- Made of 7000 grade aluminum for durability and light weight.
- Silver anodized finish to match the vintage old style.
- Can be used with stock hubs, nipples and spokes.
- 1 X Rim lock hole on the rim.



*#1 and #2 models require to use with below Z wheel stainless nipple sets.

- #1 W38-D136M
- #2 W38-D236M

M50 SERIES

Convertible Super motard rim kit 17 inch



Compatible with genuine hub

Z-WHEEL M50 MOTARD RIM

- Kit to convert motocross bike into motard front and rear 17 inch.
- Line up of 17 inch standard front and rear wheels for the trail.
- Designed for a high-rigidity rim "M50 series" Super motard.
- The front rim adopts cross spokes (excluding trails), minimized interference caliper and spoke.
- Minimum required parts.

Kit : M50 Rim Black (one side 1 wheel minute) / Stainless spoke set / Aluminum nipple set (Silver)

* Rim set comes with Silver aluminum nipples. *1 Optional color nipples are available.

Bike	Year	FRONT					REAR				
		Motard Rim Set		Replacement parts			Motard Rim Set		Replacement parts		
		Size	Part #	Rim	Spoke set	Nipple set (Silver) *1	Size	Part #	Rim	Spoke set	Nipple set (Silver) *1
YAMAHA											
YZ125	02-21	-	-	-	-	-	17x5.00	W26-27111	W03-5A411	W13-27111	W31-Q4368
YZ250	02-21	-	-	-	-	-	17x5.00	W26-27111	W03-5A411	W13-27111	W31-Q4368
YZ250F	02-08	-	-	-	-	-	17x5.00	W26-27111	W03-5A411	W13-27111	W31-Q4368
	09-21	-	-	-	-	-	17x5.00	W26-27011	W03-5A411	W13-27011	W31-Q4368
YZ426F	02	-	-	-	-	-	17x5.00	W26-27111	W03-5A411	W13-27111	W31-Q4368
YZ450F	03-08	-	-	-	-	-	17x5.00	W26-27111	W03-5A411	W13-27111	W31-Q4368
	09-21	-	-	-	-	-	17x5.00	W26-27011	W03-5A411	W13-27011	W31-Q4368
YZ250FX	15-20	-	-	-	-	-	17x5.00	W26-27111	W03-5A411	W13-27111	W31-Q4368
YZ450FX	16-21	-	-	-	-	-	17x5.00	W26-27111	W03-5A411	W13-27111	W31-Q4368
YZ125X	17-21	-	-	-	-	-	17x5.00	W26-27111	W03-5A411	W13-27111	W31-Q4368
YZ250X	16-21	-	-	-	-	-	17x5.00	W26-27111	W03-5A411	W13-27111	W31-Q4368
WR250F	02-20	-	-	-	-	-	17x5.00	W26-27111	W03-5A411	W13-27111	W31-Q4368
WR426F	02	-	-	-	-	-	17x5.00	W26-27111	W03-5A411	W13-27111	W31-Q4368
WR450F	03-21	-	-	-	-	-	17x5.00	W26-27111	W03-5A411	W13-27111	W31-Q4368
WR250R	07-20	17x3.50	W26-17511	W03-57411	W13-17511	W31-P3368	17x4.50	W26-27511	W03-59411	W13-27511	W31-Q4368
WR250X	07-17	-	-	W03-57411	W13-17511	W31-P3368	17x4.50	W26-27511	W03-59411	W13-27511	W31-Q4368
KAWASAKI											
KLX250	98-20	17x3.50	W26-13511	W03-57411	W13-13511	W31-P3368	17x4.50	W26-23511	W03-59421	W13-23511	W31-Q4368
KLX250ES	94-97	17x3.50	W26-13511	W03-57411	W13-13511	W31-P3368	17x4.50	W26-23511	W03-59421	W13-23511	W31-Q4368
KLX250R	93-95	17x3.50	W26-13511	W03-57411	W13-13511	W31-P3368	17x4.50	W26-23511	W03-59421	W13-23511	W31-Q4368
KLX250SR	93-97	17x3.50	W26-13511	W03-57411	W13-13511	W31-P3368	17x4.50	W26-23511	W03-59421	W13-23511	W31-Q4368
KLX300R	96-07	17x3.50	W26-13511	W03-57411	W13-13511	W31-P3368	17x4.50	W26-23511	W03-59421	W13-23511	W31-Q4368
KLX650R	93-96	17x3.50	W26-13511	W03-57411	W13-13511	W31-P3368	17x4.50	W26-23511	W03-59421	W13-23511	W31-Q4368
D-TRACKER/X	98-16	17x3.50	W26-13511	W03-57411	W13-13511	W31-P3368	17x4.50	W26-23511	W03-59421	W13-23511	W31-Q4368
SUZUKI											
RMZ250	07-20	-	-	-	-	-	17x5.00	W26-25011	W03-5A411	W13-25011	W31-Q4368
RMZ450	05-20	-	-	-	-	-	17x5.00	W26-25011	W03-5A411	W13-25011	W31-Q4368
RMX450Z	10-19	-	-	-	-	-	17x5.00	W26-25011	W03-5A411	W13-25011	W31-Q4368
KTM											
SX/SX-F 125-505	03-21	-	-	-	-	-	17x5.00	W26-29031	W03-5A411	W13-29031	W31-Q4368
XC/XC-F 150-525	08-21	-	-	-	-	-	17x5.00	W26-29031	W03-5A411	W13-29031	W31-Q4368
EXC/-F 125-530	03-21	-	-	-	-	-	17x5.00	W26-29031	W03-5A411	W13-29031	W31-Q4368
XC/F-W 200-530	08-21	-	-	-	-	-	17x5.00	W26-29031	W03-5A411	W13-29031	W31-Q4368
450SMR	08-14	-	-	-	-	-	17x5.00	W26-29031	W03-5A411	W13-29031	W31-Q4368
HUSABERG											
TE/FE125-650	08-14	-	-	-	-	-	17x5.00	W26-29031	W03-5A411	W13-29031	W31-Q4368
HUSQVARNA											
TE/FE125-501/S	14-21	-	-	-	-	-	17x5.00	W26-29031	W03-5A411	W13-29031	W31-Q4368
TC/FC125-450	14-21	-	-	-	-	-	17x5.00	W26-29031	W03-5A411	W13-29031	W31-Q4368
TX/FX125-450	17-21	-	-	-	-	-	17x5.00	W26-29031	W03-5A411	W13-29031	W31-Q4368



Bike	Year	Part #
HONDA		
CRF250L/M/RALLY	12-20	W16-31011
CRM250R/AR	89-98	W16-31021
XR230/MOTARD	05-12	W16-31021
XR250S/BAJA/MOTARD	95-07	W16-31021
XR400MOTARD	05-08	W16-31021
XR250R	90-04	W16-31021
XR400R	96-04	W16-31021
XR650R	00-07	W16-31021
YAMAHA		
DT200WR	91-94	W16-37011
DT230LANZA	97-98	W16-37021
TT250R/RAID	93-97	W16-37021
WR250R	07-20	W16-37031
WR250X	07-17	W16-37041
KAWASAKI		
KDX125SR	90-99	W16-33011
KDX200R	89-90	W16-33011
KDX200SR	90-93	W16-33011
KDX220R	94-05	W16-33011
KDX220SR	94-99	W16-33011
KDX250R	91-94	W16-33011
KDX250SR	91-94	W16-33011
KLX250	98-20	W16-33021
KLX250ES	94-97	W16-33021
KLX250R	93-95	W16-33021
KLX250SR	93-97	W16-33021
KLX300R	96-07	W16-33021
KLX650R	20	W16-33021
D-TRACKER/X	93-96	W16-33021
	98-16	W16-33021
SUZUKI		
RMX250S	92-98	W16-35011
DR-Z400S	00-03	W16-35031
	04-08	W16-35041
DR-Z400SM	05-09	W16-35041



Z-WHEEL
GENUINE / EXCELSIOR / D.I.D RIM
CORRESPONDING MOTARD SPOKE SET 17 INCHES 

- Replacement spoke and nipple set for motorcycles with Excel / D.I.D rim and 17-inch wheels.
- Stainless steel (except for some models) spoke and stainless nipple used for excellent corrosion resistance.
- Set comes with both front and rear spoke and nipple set.
- * 68 lines / 68 pcs CRF250L / M, XR system models.
- Non applicable for M50 rim



Z-WHEEL
RIM STICKER KIT 21 INCH

- Z-Wheel rim sticker kit.
- For 21 inch wheel rims.
- Available in 5 different colors.

Part #	Color	Part #	Color
W50-1202	Blue	W50-1205	Yellow
W50-1203	Red	W50-1206	Orange
W50-1204	Green		

WHEEL



BRAKE DISC



BRAKE HOSE





Z-WHEEL
STAINLESS SPOKE / NIPPLE SET

- Made of rust resistant stainless steel.
- Spoke/nipple sets for motocross, enduro, super moto, dual sport, small, street and vintage bikes available.

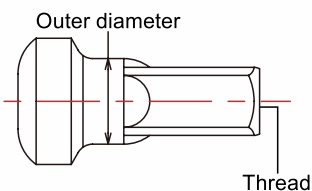
Narrow thread type



Z-WHEEL
STAINLESS NIPPLE SET

- Corrosion resistance stainless steel is used.
- 36 pieces set.

Part #	Diameter	Thread
W33-A1368	Φ5.0	BC2.9
W33-B1368	Φ5.8	BC2.9
W33-B2368	Φ5.8	BC3.2
W33-B3368	Φ5.8	BC3.5
W33-D1368	Φ6.6	BC2.9
W33-D2368	Φ6.6	BC3.2
W33-D3368	Φ6.6	BC3.5
W33-F3368	Φ7.1	BC3.5
W33-F4368	Φ7.1	BC4.0



Z-WHEEL
STAINLESS NIPPLE WASHER

- A washer for nipples that prevents spokes from protruding by being installed between the rim and nipple.
- When assembling a wheel with an aftermarket rim and spokes, the spokes may protrude from the nipple depending on the compatibility of the parts, which may damage the tire tube.
- If spokes protrude about 1mm, using the nipple washer can prevent protrusion.
- Made of rust-resistant stainless steel.
- 40 pieces in a set.

Part #	Size	Number
DC131-2240	6.1 x 9.0 t: 1.0	40 pcs
DC131-2440	7.4 x 10.5 t: 1.0	40 pcs

Nt	Narrow thread	SUS	Stainless Nipples
Bto	Built-to-order	STL	Steel Nipples
		AL	Aluminum Nipples



WHEEL



BRAKE DISC



BRAKE HOSE



FRONT					
Bike	Year	Part #	Nt	Nipple	Bto
YZ265	18-21	DC423-1003		SUS	Bto
YZ265	93	DC423-1011		SUS	Bto
YZ80	94-01	DC423-1012		SUS	Bto
YZ85	02-21	DC423-1012		SUS	Bto
YZ80LW	94-01	DC423-1013		SUS	
YZ85LW	02-20	DC423-1013		SUS	
YZ100	76	DC423-1024		SUS	Bto
YZ100	77	DC423-1026	Nt	SUS	Bto
MX125	76	DC423-1024		SUS	Bto
YZ125	76	DC423-1024		SUS	Bto
YZ125	77-82	DC423-1026	Nt	SUS	Bto
YZ125	83	DC423-1028		SUS	Bto
YZ125	86-91	DC423-1034	Nt	AL	Bto
YZ125	92-21	DC423-1035		AL	
YZ125X	17-21	DC423-1035		AL	
YZ175	76	DC423-1024		SUS	Bto
MX250	73-75	DC423-1024		SUS	Bto
YZ250	74-76	DC423-1024		SUS	Bto
YZ250	77-82	DC423-1026	Nt	SUS	Bto
YZ250	83	DC423-1028		SUS	Bto
YZ250	86-91	DC423-1034	Nt	AL	Bto
YZ250	92-21	DC423-1035		AL	
YZ250WR	89-90	DC423-1034	Nt	AL	Bto
YZ250WR	16-21	DC423-1035		AL	
MX360	73-74	DC423-1024		SUS	Bto
YZ360	74-78	DC423-1024		SUS	Bto
MX400	75	DC423-1024		SUS	Bto
YZ400	76-78	DC423-1024		SUS	Bto
YZ400	79-82	DC423-1026	Nt	SUS	Bto
YZ465	79-82	DC423-1026	Nt	SUS	Bto
YZ465	79-82	DC423-1026	Nt	SUS	Bto
YZ490	83	DC423-1028		SUS	Bto
YZ490	86-90	DC423-1034	Nt	AL	Bto
YZ250F	01-21	DC423-1035		AL	
YZ250FX	15-20	DC423-1035		AL	
YZ400F	98-99	DC423-1035		AL	
YZ426F	00-02	DC423-1035		AL	
YZ450F	03-21	DC423-1035		AL	
YZ450FX	15-21	DC423-1035		AL	
WR200	92	DC423-1081		SUS	
WR200	91	DC423-1081	Nt	AL	Bto
WR250Z	92-98	DC423-1035		AL	
WR250F	01-20	DC423-1035		AL	
WR400F	98-00	DC423-1035		AL	
WR426F	01-02	DC423-1035		AL	
WR450F	03-21	DC423-1035		AL	
WR500Z	92-93	DC423-1034	Nt	AL	Bto
TTR225	99-04	DC423-1117		SUS	Bto
TTR230	08-20	DC423-1080		SUS	
TTR250	99-06	DC423-1083		SUS	
DT1(DT250)	68-73	DC423-1090		SUS	
DT1E	69-73	DC423-1090		SUS	
DT1MX	69-71	DC423-1090		SUS	
DT2MX	72	DC423-1024		SUS	Bto
RT1	70	DC423-1090		SUS	
RT1(RT360)	71-72	DC423-1090		SUS	
DT360	73-74	DC423-1092		SUS	Bto
RT1M	70	DC423-1090		SUS	
RT1MX	71	DC423-1090		SUS	
DT125	78-82	DC423-1074		SUS	Bto
DT125(33G)	83-84	DC423-1076		SUS	Bto
DT125R	88-98	DC423-1080		SUS	
DT175	78-81	DC423-1074		SUS	Bto
DT200R	88-90	DC423-1080		SUS	
DT250	74	DC423-1092		SUS	Bto
DT250	75-76	DC423-1093		SUS	Bto
DT250M	77-79	DC423-1095	Nt	SUS	Bto
DT400	75-76	DC423-1093		SUS	Bto
DT400M	77-78	DC423-1095	Nt	SUS	Bto
IT175	77-83	DC423-1026	Nt	SUS	Bto
IT200	86	DC423-1081		SUS	
IT250	77-82	DC423-1026	Nt	SUS	Bto
IT250	83	DC423-1045	Nt	SUS	Bto
IT400	76	DC423-1095	Nt	SUS	Bto
IT400	77-79	DC423-1026	Nt	SUS	Bto

REAR					
Bike	Year	Part #	Nt	Nipple	Bto
YZ265	18-21	DC423-5002		SUS	Bto
YZ265	93	DC423-5008		SUS	Bto
YZ80	94-01	DC423-5009		SUS	Bto
YZ85	02-21	DC423-5009		SUS	Bto
YZ80LW	94-01	DC423-5010		SUS	
YZ85LW	02-20	DC423-5010		SUS	
YZ100	76-81	DC423-5018	Nt	SUS	Bto
YZ100	82-83	DC423-5024	Nt	SUS	Bto
YZ100	74	DC423-5014		SUS	Bto
YZ100	75-76	DC423-5018	Nt	SUS	Bto
YZ100	74-75	DC423-5014		SUS	Bto
YZ100	76-80	DC423-5018	Nt	SUS	Bto
YZ100	81-82	DC423-5024	Nt	SUS	Bto
YZ125	83	DC423-5032	Nt	SUS	Bto
YZ125	88	DC423-5046		SUS	
YZ125	89-98	DC423-5048		SUS	
YZ125	99-21	DC423-5054		AL	
YZ125X	17-21	DC423-5057		AL	
YZ125 #	99-21	DC423-5057		AL	
MX175	74-81	DC423-5012		SUS	Bto
YZ175	76	DC423-5018	Nt	SUS	Bto
MX250	73-74	DC423-5013	Nt	SUS	Bto
MX250	75	DC423-5016		SUS	Bto
YZ250	74-79	DC423-5016		SUS	Bto
YZ250	80	DC423-5020	Nt	SUS	Bto
YZ250	81	DC423-5022	Nt	SUS	Bto
YZ250	82	DC423-5026	Nt	SUS	Bto
YZ250	88	DC423-5046		SUS	
YZ250	89-98	DC423-5048		SUS	
YZ250	99-21	DC423-5054		AL	
YZ250WR	89-92	DC423-5048		SUS	
YZ250WR	90	DC423-5046		AL	
YZ250X	16-21	DC423-5057		AL	
YZ250 #	99-21	DC423-5057		AL	
MX360	73-74	DC423-5013	Nt	SUS	Bto
YZ360	74-75	DC423-5016		SUS	Bto
MX400	75	DC423-5016		SUS	Bto
YZ400	76-78	DC423-5016		SUS	Bto
YZ250F	01-08	DC423-5054		AL	
YZ250F	09-21	DC423-5058		AL	
YZ250FX	15-20	DC423-5057		AL	
YZ250F #	01-08	DC423-5057		AL	
YZ250F #	09-21	DC423-5060		AL	
YZ400F	98	DC423-5048		SUS	
YZ400F	99	DC423-5054		AL	
YZ426F	00-02	DC423-5054		AL	
YZ450F	03-08	DC423-5054		AL	
YZ450FX	09-21	DC423-5058		AL	
YZ400F #	99-08	DC423-5057		AL	
YZ450F #	09-21	DC423-5060		AL	
WR200	92	DC423-5046		SUS	
WR250Z	91-98	DC423-5046		SUS	
WR250F	01-20	DC423-5057		AL	
WR400F	98	DC423-5046		SUS	
WR400F	99-00	DC423-5057		AL	
WR426F	01-02	DC423-5057		AL	
WR450F	03-21	DC423-5057		AL	
TTR225	86-87	DC423-5143		SUS	
TTR225	99-04	DC423-5150		SUS	Bto
TTR230	05-20	DC423-5152		SUS	Bto
TTR250	99-06	DC423-5046		SUS	
AT1	69-70	DC423-5093		SUS	Bto
AT125	71-73	DC423-5093		SUS	Bto
AT1M	69-70	DC423-5093		SUS	Bto
AT1MX	71	DC423-5093		SUS	Bto
CT1	69-71	DC423-5093		SUS	Bto
CT1	72-73	DC423-5093		SUS	Bto
DT1(DT250)	68-70	DC423-5105	Nt	SUS	
DT1(DT250)	71-73	DC423-5107	Nt	SUS	Bto
DT1MX	70	DC423-5105	Nt	SUS	
DT1MX	71	DC423-5107	Nt	SUS	Bto
DT1MX	72	DC423-5013	Nt	SUS	Bto
DT2MX	72	DC423-5107	Nt	SUS	Bto
RT1	70	DC423-5107	Nt	SUS	Bto
RT1(RT360)	71-72	DC423-5107	Nt	SUS	Bto
RT1M	70	DC423-5107	Nt	SUS	Bto
RT1MX	71	DC423-5107	Nt	SUS	Bto

#18inch Conversion



Bike	Year	FRONT		REAR	
		STD	STD	MUD	
HONDA	CR125R	95-01	W51-10025		
		02-07	W51-10025	W51-20026	W51-22026
		92-94	W51-10024	-	-
	CR250R	95-01	W51-10025	-	-
		02-07	W51-10025	W51-20026	W51-22026
	CR500R	92-94	W51-10024	-	-
	CRF250R	04-14	W51-10025	W51-20026	W51-22026
		15-21	W51-10026	W51-20026	W51-22026
	CRF450R	02-14	W51-10025	W51-20026	W51-22026
		15-21	W51-10026	W51-20026	W51-22026
CRF250RX	19-21	W51-10026	W51-20026	W51-22026	
CRF450RX	17-21	W51-10026	W51-20026	W51-22026	
CRF450L	19-20	W51-10027	W51-20026	W51-22026	
CRF450RL	21	W51-10027	W51-20026	W51-22026	
CRF250X	04-17	W51-10025	W51-20026	W51-22026	
	05-17	W51-10025	W51-20026	W51-22026	
CRF450X	19-21	-	W51-20026	W51-22026	
CRF150F/230F	03-17	W51-10024	-	-	
CRF250F	19-21	W51-10024 #	W51-20033	-	
CRM250R/AR	89-90	W51-10024	-	-	
	91-99	W51-10024	W51-20033	-	
CRF250L	12-20	W51-10035	W51-20033	-	
CRF250M	13-19	-	W51-20033	-	
CRF250RALLY	17-20	-	W51-20033	-	
SL230	97-01	W51-10024	W51-20033	-	
XLR125R/200R	93-97	W51-10024	-	-	
XLR250R/BAJA	89-90	W51-10024	-	-	
	91-94	W51-10024	W51-20033	-	
XR230	05-12	W51-10024	W51-20033	-	
XR250/BAJA/MOTARD	95-07	W51-10024	W51-20033	-	
XR250R	91-04	W51-10024	W51-20033	-	
XR400R	96-04	W51-10024	W51-20033	-	
XR600R	91-06	W51-10024	W51-20033	-	
XR650R	00-11	W51-10024	-	-	
YAMAHA	YZ125/250	01	W51-10326	-	-
		02-16	W51-10326	W51-20326	W51-22326
		17-18	W51-10327	W51-20326	W51-22326
		19-21	W51-10327	W51-20327	-
	YZ250F	01	W51-10326	-	-
		02-15	W51-10326	W51-20326	W51-22326
		16-18	W51-10327	W51-20326	W51-22326
		19-20	W51-10327	W51-20327	-
		21	W51-10327	-	-
		02	-	W51-20326	W51-22326
YZ450F	03-15	W51-10326	W51-20326	W51-22326	
	16-17	W51-10327	W51-20326	W51-22326	
	18-19	W51-10327	W51-20327	-	
	20-21	W51-10327	-	-	
YZ125X	17-18	W51-10327	W51-20326	W51-22326	
	19-21	W51-10327	W51-20327	-	
YZ250X	16	W51-10326	W51-20326	W51-22326	
	17-18	W51-10327	W51-20326	W51-22326	
	19-21	W51-10327	W51-20327	-	
YZ250FX	15-16	W51-10326	W51-20326	W51-22326	
	17-18	W51-10327	W51-20326	W51-22326	
	19-20	W51-10327	W51-20327	-	
	16-18	W51-10327	W51-20326	W51-22326	
YZ450FX	19-20	W51-10327	W51-20327	-	
	21	W51-10327	-	-	
WR250F	02-16	W51-10326	W51-20326	W51-22326	
	17-18	W51-10327	W51-20326	W51-22326	
	19-20	W51-10327	W51-20327	-	
WR450F	02-15	W51-10326	W51-20326	W51-22326	
	16-18	W51-10327	W51-20326	W51-22326	
	19-20	W51-10327	W51-20327	-	
	21	-	W51-20327	-	
BRONCO	97-99	W51-10333	-	-	
SEROW225	85-04	W51-10333	W51-20336	-	
SEROW250	05-20	W51-10336	W51-20336	-	
TRICKER	04-18	W51-10333	W51-20336	-	
TW225	02-07	W51-10333	-	-	
WR250R	07-20	W51-10335	W51-20335	-	
WR250X	07-17	-	W51-20335	-	
XT250	08-20	W51-10336	W51-20336	-	
XT250X	06-17	W51-10336	W51-20336	-	
XTZ125	03-17	W51-10333	-	-	
KAWASAKI	KX125/250	03-05	-	W51-22125	-
		06-08	W51-10126	-	W51-22125
		04-05	-	-	W51-22125
	KX250F	06-14	W51-10126	-	W51-22125
		15-18	W51-10127	-	W51-22125
		19	W51-10127	-	W51-22125
	KX250	20	W51-10127	W51-20126	-
		21	W51-10127	-	W51-22125
	KX250X	21	W51-10127	-	W51-22125
	KX450F	06-14	W51-10126	-	W51-22125
	15-18	W51-10127	-	W51-22125	
KX450	19-21	W51-10127	W51-20126	-	
KX450X	21	W51-10127	-	W51-22125	
KLX450R	08-15	W51-10126	-	W51-22125	
KDX125SR	90-99	W51-10141	W51-20140	-	
KDX200R	95-06	-	W51-20140	-	
KDX200SR	90-93	W51-10141	W51-20140	-	
KDX220R	94-05	W51-10141	W51-20140	-	
KDX220SR	94-99	W51-10141	W51-20140	-	
KDX250R/SR	91	W51-10141	W51-20140	-	
	92-94	-	W51-20140	-	
KLX230	20	W51-10152	-	-	
	93-97	W51-10141	-	-	
KLX250/SR/ES	98-07	W51-10141	W51-20140	-	
	08-20	W51-10141	W51-20141	-	
KLX300R	20	-	W51-20141	-	
D-TRACKER	98-07	W51-10141	W51-20140	-	
D-TRACKER X	08-16	-	W51-20141	-	
SUZUKI	RM125	88	-	W51-20225	-
		89-98	W51-10326	W51-20225	-
		99-05	W51-10326	-	-
		06-08	W51-10326	-	-
	RM250	87-88	-	W51-20225	-
		89-98	W51-10326	W51-20225	-
		99-05	W51-10326	-	-
		06-08	W51-10326	-	-
	RMZ250	04-06	-	W51-20125	W51-22125
		07-18	W51-10226	W51-20227	W51-22227
	19-20	W51-10227	W51-20227	W51-22227	
RMZ450	05-17	W51-10226	W51-20227	W51-22227	
	18-20	W51-10227	W51-20227	W51-22227	
RMX450Z	10-17	W51-10226	W51-20227	W51-22227	
RMX250R	89-98	W51-10326	W51-20225	-	
RMX250S	92-98	W51-10326	W51-20225	-	
DJEBEL250/XC	96-00	W51-10326	-	-	
DRZ400S/R	00-19	W51-10326	W51-20225	-	
DR250R	95-00	W51-10326	-	-	
250SB	02-06	W51-10141	W51-20140	-	
KTM	85SX	21	W51-20525	W51-22525	-
	125-450SX/XC	98-21	W51-10525	W51-20525	W51-22525
	125-530EXC/XC-W	98-21	W51-10525	W51-20525	W51-22525
HUSQVANA	450SMR	04-14	-	W51-20525	W51-22525
	TC85	21	-	W51-20525	W51-22525
	TC/FC/TX/FX125-450	14-21	W51-10525	W51-20525	W51-22525
TE/FE125-501	14-21	W51-10525	W51-20525	W51-22525	
FS450	15-21	-	W51-20525	W51-22525	



Z-WHEEL ZIGRAM ROTOR

- Standard sized brake rotor developed for use under extreme conditions with off road riding.
- Thick design for improved strength.
- Made of high carbon stainless steel (SUS420) for better brake feel and corrosion resistance.
- Standard type is a light weight design with holes placed based on strength analysis.
- Mud type has a solid design to keep the mud away from the rotor and prevent frictional wear of brake pads in a muddy race.

STD ROTOR



MUD ROTOR



ZW is 3.5 mm. The stock thickness is 3 mm



Z-WHEEL BRAKE HOSE JP

- PTFE inner brake hose covered by stainless mesh provides better stopping power and sensitive control.
- PVC red and blue color brake hose cover protects stainless mesh from rock and mud.
- Chrome plate coated brake banjo. Nut fitting design provides flexible brake hose installation.

Bike	Year	FRONT			REAR			CLUTCH C-Black
		C-Black	Blue	Red	C-Black	Blue	Red	
HONDA								
CR125/250	02-07	W61-12011	W61-12012	W61-12013	W61-25051	W61-25052	W61-25053	-
	04-17	W61-12011	W61-12012	W61-12013	W61-25051	W61-25052	W61-25053	-
CRF250R	18-19	W61-12011	W61-12012	W61-12013	W61-25071	-	W61-25073	-
	20-21	W61-12011	W61-12012	W61-12013	W61-25051	W61-25052	W61-25053	-
	02-16	W61-12011	W61-12012	W61-12013	W61-25051	W61-25052	W61-25053	-
CRF450R	17-18	W61-12011	W61-12012	W61-12013	W61-25071	-	W61-25073	-
	19-21	W61-12011	W61-12012	W61-12013	W61-25051	W61-25052	W61-25053	-
CRF250RX	19	W61-12011	W61-12012	W61-12013	W61-25071	-	W61-25073	-
	20-21	W61-12011	W61-12012	W61-12013	W61-25051	W61-25052	W61-25053	-
CRF450RX	17-18	W61-12011	W61-12012	W61-12013	W61-25071	-	W61-25073	-
	19-21	W61-12011	W61-12012	W61-12013	W61-25051	W61-25052	W61-25053	-
CRF450L	19-20	W61-14011	-	W61-14013	W61-25071	-	W61-25073	-
CRF450RL	21	W61-14011	-	W61-14013	W61-25071	-	W61-25073	-
CRF250X	04-05	W61-14011	-	W61-14013	W61-25051	W61-25052	W61-25053	-
	06	-	-	-	W61-25051	W61-25052	W61-25053	-
CRF450X	07-17	W61-14011	-	W61-14013	W61-25051	W61-25052	W61-25053	-
	05-07	-	-	-	W61-25051	W61-25052	W61-25053	-
	08-17	W61-14011	-	W61-14013	W61-25051	W61-25052	W61-25053	-
CRM250R/AR	19-21	W61-14011	-	W61-14013	W61-25071	-	W61-25073	-
	91-98	W61-14021	-	-	-	-	-	-
CRF250L*	12-20	W61-14011	-	W61-14013	W61-25051	W61-25052	W61-25053	-
CRF250M*	13-20	W61-14511	-	-	W61-25051	W61-25052	W61-25053	-
CRF250RALLY	17-19	W61-14011	-	W61-14013	W61-25051	W61-25052	W61-25053	-
XR250	95-96	-	-	-	W61-25061	-	W61-25063	-
	00-02	-	-	-	W61-25061	-	W61-25063	-
XR230/M	03-07	W61-13011	W61-13012	W61-13013	W61-25061	-	W61-25063	-
	08-12	W61-10011	-	-	-	-	-	-
YAMAHA								
YZ125/250	05-07	-	-	-	W61-25011	W61-25012	-	-
	08-21	W61-12011	W61-12012	W61-12013	W61-25011	W61-25012	-	-
YZ250F	08-20	W61-12011	W61-12012	W61-12013	W61-25011	W61-25012	-	-
	21	W61-12011	W61-12012	W61-12013	W61-25011	W61-25012	-	-
YZ450F	08-19	W61-12011	W61-12012	W61-12013	W61-25011	W61-25012	-	-
	20-21	W61-12011	W61-12012	W61-12013	W61-25011	W61-25012	-	-
YZ125X	17-21	W61-12011	W61-12012	W61-12013	W61-25011	W61-25012	-	-
YZ250X	16-21	W61-12011	W61-12012	W61-12013	W61-25011	W61-25012	-	-
YZ250FX	15-20	W61-12011	W61-12012	W61-12013	W61-25011	W61-25012	-	-
YZ450FX	16-20	W61-12011	W61-12012	W61-12013	W61-25011	W61-25012	-	-
	21	W61-12011	W61-12012	W61-12013	W61-25011	W61-25012	-	-
WR250F	07-20	-	-	-	W61-25011	W61-25012	-	-
WR450F	07-11	-	-	-	W61-25011	W61-25012	-	-
	16-21	-	-	-	W61-25011	W61-25012	-	-
WR155R	20	W61-14021	-	-	-	-	-	-
WR250R	08-20	W61-13011	W61-13012	W61-13013	W61-25011	W61-25012	-	-
TRICKER	04-18	W61-10011	-	-	W61-25031	-	-	-
SEROW225/XT225	92-04	W61-10011	-	-	-	-	-	-
SEROW250/XT250	05-20	W61-10011	-	-	W61-25031	-	-	-
WR250X	08-17	W61-14021	-	-	W61-25011	W61-25012	-	-
XT250X	06-17	W61-10011	-	-	W61-25031	-	-	-
XTZ125	03-17	W61-10011	-	-	-	-	-	-
KAWASAKI								
KX125/250	04-08	W61-12021	W61-12022	W61-12023	-	-	-	-
	04-05	W61-12021	W61-12022	W61-12023	-	-	-	-
KX250F	06	-	-	-	W61-25021	W61-25022	W61-25023	-
	07-18	W61-12021	W61-12022	W61-12023	W61-25021	W61-25022	W61-25023	-
KX250	19-20	W61-12021	W61-12022	W61-12023	W61-25021	W61-25022	W61-25023	-
KX250	21	W61-12021	W61-12022	W61-12023	W61-25021	W61-25022	W61-25023	W61-10011
KX250X	21	W61-12021	W61-12022	W61-12023	W61-25021	W61-25022	W61-25023	W61-10011
KX450F	07-09	W61-12021	W61-12022	W61-12023	-	-	-	-
	10-18	W61-12021	W61-12022	W61-12023	W61-25021	W61-25022	W61-25023	-
KX450	19-21	W61-12021	W61-12022	W61-12023	W61-25021	W61-25022	W61-25023	W61-10011
KX450X	21	W61-12021	W61-12022	W61-12023	W61-25021	W61-25022	W61-25023	W61-10011
KDX220SR	94-99	W61-14021	-	-	W61-25051	W61-25052	W61-25053	-
KDX125SR	90-99	-	-	-	W61-25051	W61-25052	W61-25053	-
KLX125	10-16	W61-13011	W61-13012	W61-13013	-	-	-	-
KLX250	98-07	-	-	-	W61-25041	W61-25042	-	-
	08-20	W61-13021	W61-13022	-	W61-25041	W61-25042	-	-
D-TRACKER	98-07	-	-	-	W61-25041	W61-25042	-	-
D-TRACKER X	08-16	W61-13021	W61-13022	-	W61-25041	W61-25042	-	-
KLX125	10-16	W61-13011	W61-13012	W61-13013	-	-	-	-
KLX150BF	16	W61-14011	-	W61-14013	W61-25041	W61-25042	-	-
SUZUKI								
RM125/250	04-08	W61-12021	W61-12022	W61-12023	-	-	-	-
	04-06	W61-12021	W61-12022	W61-12023	-	-	-	-
RMZ250	09-15	W61-12021	W61-12022	W61-12023	W61-25021	W61-25022	W61-25023	-
	16-20	W61-12021	W61-12022	W61-12023	-	-	-	-
RMZ450	08-15	W61-12021	W61-12022	W61-12023	W61-25021	W61-25022	W61-25023	-
	16-20	W61-12021	W61-12022	W61-12023	-	-	-	-
RMX450Z	10-19	-	-	-	W61-25021	W61-25022	W61-25023	-
RMX250S	96-98	W61-14021	-	-	W61-26011	-	-	-
DRZ400S	00-08	W61-14021	-	-	W61-26011	-	-	-
DRZ400E	00-07	-	-	-	W61-26011	-	-	-
DRZ400SM	05-19	W61-14011	-	W61-14013	W61-25061	-	W61-25063	-

ABS not available.







DRC
EX PIPE GUARD 4 ST

- Universal exhaust pipe guard for 4 stroke bikes.
- Protect head pipe from stones and rocks.
- Guard body is made of A 5052 aluminum with titanium anodized finish.
- Easy to install with enclosed stainless pipe bands.
- Fits pipe diameter : 26 mm to 50 mm
- Flexible guard design, applicable on most recent 4 stroke dirt bikes.

Part #	Color
D31-01-110	Ti-Color



DRC
EX PIPE GUARD 2 ST

- Universal exhaust pipe guards for 2 stroke bikes.
- Protect pipe from stones and rocks.
- Guard body is made of A 5052 aluminum with titanium anodized finish.
- Easy to install with enclosed stainless pipe bands.
- Flexible guard design, applicable on most recent 2 stroke dirt bikes.

Part #	Color
D31-01-130	Ti-Color

EXHAUST



CONTROL



TOURING



ELECTRICAL



BODY PARTS



DRIVE



TOOL



TRANSPORT



GARAGE



ACCESSORIES



DRC
HEAT PROTECTOR

- Oval design universal heat protector for 4 stroke exhaust head pipe.
- Made of stainless steel.
- Fits exhaust pipe diameters from 26 mm to 50 mm.
- Comes complete with all mounting hardware needed.

Part #
D31-02-201



Replaced mount kit
Part #
[ZC31-3901](#)



DRC
STAINLESS EXHAUST CLAMP

- Stainless heavy duty exhaust clamp for 4 stroke bikes.
- Made of stainless steel for less corrosion than steel clamps.
- Available in 3 different sizes to fit most exhaust pipes.

Part #	Length
D31-32-360	Diameter 36 - 39 mm
D31-32-400	Diameter 40 - 43 mm
D31-32-440	Diameter 44 - 47 mm



DRC
EXHAUST JOINT GASKET

- Replacement exhaust joint gasket.
- Available for most Japanese dirt bikes.
- The same quality as OEM exhaust joint gasket.

Bike	Year	Part number
HONDA		
CRF150R	07-21	D31-41-010
CRF250R	04-13	D31-41-010
CRF250R(F)	14-17	D31-41-010
CRF250X	04-17	D31-41-010
CRF450R	09-12	D31-41-020
CRF450R(F)	13-16	D31-41-020
CRF250L/M	12-16	D31-41-060
CRF250RALLY	17-20	D31-41-650
XR250R	17-20	D31-41-650
XR400R	95-00	D31-41-010
XR400R	96-04	D31-41-010
XLR250/BAJA	89-94	D31-41-040
XR250/MOTARD/BAJA	95-07	D31-41-050
XR400MOTARD	05-08	D31-41-050
YAMAHA		
YZ250F	06-13	D31-41-610
YZ450F	07-09	D31-41-620
YZ450F(F)	10-13	D31-41-630
	14-20	D31-41-610
YZ450F(R)	10-13	D31-41-640
YZ450FX(F)	16-21	D31-41-610
WR250F	01-14	D31-41-630
	04-06	D31-41-610
WR450F	07-11	D31-41-630
	12-15	D31-41-610
WR450F(F)	16-20	D31-41-610
WR250R/X	07-17	D31-41-010
SEROW225S/W/WE/250	86-20	D31-41-660
TTR250/RAID	93-07	D31-41-040
XT250X	06-18	D31-41-660
TRICKER	04-18	D31-41-660
TW200/E/225E	91-08	D31-41-660

Bike	Year	Part number
KAWASAKI		
KX250F	09-18	D31-41-210
KX250	19-21	D31-41-210
KX250X	21	D31-41-210
KX450F	06-11	D31-41-220
	12-18	D31-41-210
KLX125,D-TRACKER125	10-16	D31-41-230
KLX150S	09-13	D31-41-230
KLX230/R	20	D31-41-250
KLX250/ES/SR/D-TRACKER	93-99	D31-41-240
KLX250/D-TRACKER	00-16	D31-41-250
SUZUKI		
RMZ250	07-09	D31-41-410
	10-18	D31-41-420
	19	D31-41-430
RMZ450	08-20	D31-41-430
DRZ400S/SM	00-19	D31-41-010
DR250R	96-00	D31-41-440
250SB	02-06	D31-41-250
DR125SE/DF125	93-99	D31-41-440



DRG
PRO EXHAUST SPRING

- Quality replacement spring for your exhaust.
- One end of the spring swivels for a perfect fit.
- Available in 4 different lengths.
- Galvanized to prevent corrosion.
- 4 springs per pack.

Part #	Length
D31-31-157	57 mm (2.28 ")
D31-31-175	75 mm (3 ")
D31-31-183	83 mm (3.32 ")
D31-31-190	90 mm (3.6 ")



DRG
STANDARD EXHAUST SPRING

- Replacement exhaust springs.
- Available in 4 lengths.
- Galvanized to prevent corrosion.
- 5 springs per pack.

Part #	Length
D31-31-057	57 mm (2.28 ")
D31-31-075	75 mm (3 ")
D31-31-083	83 mm (3.32 ")
D31-31-090	90 mm (3.6 ")



DRG
SILENCER REPACK KIT

- Silencer re-pack kit for all silencers.
- For both 2 strokes and 4 strokes.
- Size : 55 x 33 cm t = 12 mm
- Heat proof to 770 °C

Part #
D31-21-120



DRG
HEAT SHIELD

- Protects plastic side panels, gas tank, radiator hoses, etc. from heat damage from exhaust or other hot parts.
- Flexible, cut to fit.
- Adhesive on one side and aluminum shielding on the other.

Part #	Size	Thickness
D31-03-112	250 mm x 245 mm (10 " x 9.8 ")	0.35 mm



DRG
SILENCER PLUG

- Double soft rubber ribs provides an excellent fit to keep water, bugs and dirt out of your exhaust system.
- Available in 2 different sizes, Black and Red handle colors.

S size (Exhaust opening size from 15 mm to 30 mm)		L size (Exhaust opening size from 30 mm to 50 mm)	
Part #	Color	Part #	Color
D31-14-302	Black	D31-14-402	Black
D31-14-304	Red	D31-14-404	Red

EXHAUST



CONTROL



TOURING



ELECTRICAL



BODY PARTS



DRIVE



TOOL



TRANSPORT



GARAGE



ACCESSORIES



DRG

TEAM GRIP

- Standard MX grip.
- 3 groove wiring system allows secure fastening.
- Closed and open end design are available.
- Open end design for easy installation of hand guards.

CLOSED type

Part #	Color
D41-04-101	Black
D41-04-102	Gray
D41-04-103	Red
D41-04-104	Blue
D41-04-105	Green
D41-04-106	Orange

CLOSED Type



OPEN type

Part #	Color
D41-04-201	Black
D41-04-202	Gray
D41-04-203	Red
D41-04-204	Blue
D41-04-205	Green
D41-04-206	Orange

OPEN Type



DRG

GRIP WIRE

- Wire for motorcycle grips.
- Made of SUS304 stainless steel for strength and corrosion prevention.
- Length : 2.5 m

Part #
D58-11-120



DRG

HANDLEBAR EXTENSION

- Attach this extension on both sides of your handlebar to make your handlebar wider.
- Provides wider handlebar position without changing whole handlebar.
- One extension offers 10 mm or 15 mm of handlebar extended lengths.
- Can be used as bar end plug.
- Designed for aluminum handlebars.
- For use on handlebars with inside diameter of 13.5 mm to 14.5 mm .
- Comes in pairs.

Part #
D41-01-001



10 mm



15 mm

EXHAUST



CONTROL



TOURING



ELECTRICAL



BODY PARTS



DRIVE



TOOL



TRANSPORT



GARAGE



ACCESSORIES





DRC
161 OFF ROAD MIRROR

- Pivot function provides sensitive mirror adjustment.
- Can be folded during hard riding.
- Large viewable mirror body.

Part #	Size
D58-16-110	Right Type
D58-16-120	Left Type
D58-16-140	YAMAHA (Right Type)



DRC
MIRROR HOLDER

- Universal Mirror holder, best for after market perch or on motorcycles without mirror holes.
- Holder body is Made of 7000 grade aluminum.
- Stainless steel screws will not rust.
- Available in black and silver colors.

Part #	Color
D41-06-101	Black
D41-06-106	Silver



DRC
MIRROR HOLE PLUG

- Aluminum screw cap to seal your mirror hole.
- Protect your mirror hole thread from water, dust and mud.
- Made of 7000 grade aluminum, bolt size = M10 - 1.25
- Available in 4 different anodized colors.

Part #	Color
D41-06-502	Blue
D41-06-503	Red
D41-06-508	Ti-Color
D41-06-509	Gold



DRC
PHONE BAR MOUNT

- Bar mount for clamp smart phone or navigation on your handlebar.
- Can be mounted on most handlebar clamp, does not contact handlebar brace.
- Made of A6061 aluminum and black, red and blue anodized finish. Light weight design.
- Aluminum spacer · M8 bolt is included and it corresponds to various clamp shapes.
- Aluminium Mounting pipe diameter 22.2 mm.
- Mounting pitch 55 - 110 mm

Part #	Color
D41-07-001	Black
D41-07-002	Red
D41-07-006	Blue

CAUTION

Please check clamp shape and installation pitch. There are restrictions on the mounting position of the type with the handlebar.



4 positions are available by changing the direction of this product.

2 adjustable height positions.

* If the handle bar has brace bar, 2 positions are available.




D60-10-031



CRF250RALLY



D60-10-121



TOURING CARRIER

- Rear rack comes with grab bars, designed for specific models.
- Flat surface with many fitting holes for cargo box and its box base installation.
- Comes with loading hooks for secure luggage holding.
- Can be used as grab bars for passenger.
- Can be used with GIVI and Kappa universal box bases.
- Maximum loading capacity is 5 kg / 11 LB.

#Can be used with DRC Saddle bag support.
Loading part dimension : Length 256 mm (10inch) Front side width 235 mm (9.25inch) Rear side width 155 mm (6.1inch)

	Bike	Year	Part #
HONDA	CRF250L	12-20	D60-10-031
	CRF250M	13-20	D60-10-031
	CRF250RALLY	17-20	D60-10-031
YAMAHA	SEROW250	05-20	D60-10-321
	XT250	08-21	D60-10-321
	XT250X	06-17	D60-10-321
	WR250R/X	07-20	D60-10-331
KAWASAKI	KLX125, D-TRACKER125	10-16	D60-10-101
	KLX230	20	D60-10-121
	KLX250, D-TRACKER/X	98-20	D60-10-131

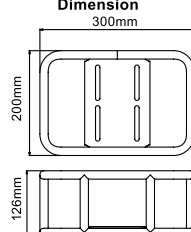


KAPPA top case installation example

DRC ALUMINUM FRONT CARRIER CC50/110

- Box type aluminum front carrier.
 - The design that uses a pipe shape that fits into stock carrier.
 - The mounting position can be adjusted back and forth, it is convenient when mounting a hand guard or screen.
 - Maximum loading weight: 2 kg
- Carrier : A5052 Aluminum. Black powder coating finish.
Pipe diameter: φ16
Stay : Steel. Black electrodeposition paint finish

ALUMINUM FRONT CARRIER Dimension



Part #	Bike
D60-02-050	CROSS CUB 50/110(AA06/JA45) 18 -

CARGO ANCHOR KNOB

- Provides additional hooking point for your cargo net.
- Easy to mount, just replace with your seat or sub frame bolts.
- Hook body is made of light weight aluminum with anodized finish, bolt is made of stainless steel for less corrosion.
- 2 length of hooks and bolts sizes are available.
- Comes in pairs.



A	Part #	Bolt	Size (A)
	D59-51-062	M6	32 mm
	D59-51-065	M6	47 mm
	D59-51-081	M8	33.5 mm
	D59-51-085	M8	48.5 mm

EXHAUST



CONTROL



TOURING



ELECTRICAL



BODY PARTS



DRIVE



TOOL



TRANSPORT



GARAGE



ACCESSORIES





CRF250RALLY



DRC
SADDLE BAG SUPPORT

- Saddle back support kit available for specific models.
- Prevents saddle bags get caught by rear wheels.
- Made of steel 16mm durable pipe with black powder coat finish.
- Can be used with DRC Touring Carrier, comes in left and right supports.
- Maximum loading capacity is 5kg / 11 LB per one side support.

	Bike	Year	Part #
HONDA	CRF250L	12-20	D60-01-031
	CRF250M	13-20	D60-01-031
	CRF250RALLY	17-20	D60-01-032
YAMAHA	SEROW250 #	05-20	D60-01-321
	XT250 #	08-21	D60-01-321
	XT250X #	06-17	D60-01-321
KAWASAKI	KLX230	20	D60-01-121



ATTACHMENT KIT
D60-01-322

#D60-01-322 Attachment kit is required to install this saddle bag support kit on SEROW250, XT250, XT250 without DRC Touring Carrier (D60-01-322).



KAPPA saddle bag installation example

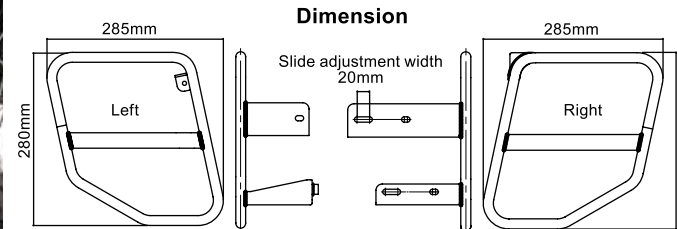


DRC
SADDLE BAG SUPPORT for CC50/110

- Saddle bag support for up muffler for CC50 / 110 '18 -.
- By setting two types of mounting positions, down muffler mode and up muffler mode, it can be widely used according to the mounting muffler.

Material: Steel black powder coating finish.
Pipe diameter: φ16

Part #	Bike
D60-01-001	CROSS CUB 50/110(AA06/JA45) 18 - 21 SUPER CUB50/110 (AA09/JA44) 18 - 20



**Side bag installed image
(up muffler mode)**



Up muffler mode

Right side attached / left side position adjustable mounting.
Install position of bag support (from the outside of the genuine carrier)
Left side: + 16mm off set to the stock position / Right side: Adjustable in the range of +76 ~ + 96mm to the stock position.



Down muffler mode

Installation to attach in a symmetrical position
Install position of bag support (from the outside of the genuine carrier)
Left : +16mm off set to the stock position / Right: +16mm off set to the stock position

EXHAUST

CONTROL

TOURING

ELECTRICAL

BODY PARTS

DRIVE

TOOL

TRANSPORT

GARAGE

ACCESSORIES

This series achieves ideal performance for off road models in all situations, making the most of LED characteristics in compact, energy-conserving and durable forms.

CRF250L/M/RALLY '17-20

CRF250L/M '12-16



DRC EDGE 2 TAIL LIGHT HOLDER 2017-



DRC MOTOLED EDGE-2 TAIL LIGHT HOLDER CRF250L / M / RALLY

- Edge tail light holder kit designed for HONDA CRF250L/M/RALLY.
- Comes with edge tail light, license plate and flasher brackets.
- The compact design for center of gravity for sport riding.
- Tail light bracket is made of steel for extreme durability.
- Special oval bolt hole allows to adjust up and down tail light position.
- Two different flasher holes for both OEM and 8 mm flashers.

Bike	Part #	Lends Color
CRF250L/M -2016	D45-18-507	Smoke
	D45-18-707	Red
CRF250L/M/RALLY 2017-	D45-18-508	Smoke
	D45-18-708	Red

CRF450L/RL '19-21



DRC MOTOLED EDGE-2 TAIL LIGHT HOLDER CRF450L/RL

- Edge tail light holder kit designed for HONDA CRF450L/RL.
- Tail light brakcet is made of durable and light weight aluminum. Bolt on design.
- The compact design for center of gravity for sport riding.
- It is compatible with only the stock blinker.
- 520g lighter than the stock.

Part #	Lends Color
D45-18-509	Smoke
D45-18-709	Red



WR250R / X REPLACEMENT PARTS



Tail light bracket
Part #
D45-18-130



License plate stay
(With 8 mm hole flashers stay)
Part #
D45-18-131

WR250R/X



Red

Smoke

DRC MOTOLED
EDGE-2 TAIL LIGHT HOLDER WR250R/X

- Edge tail light holder kit designed for YAMAHA WR250R / X.
- Comes with aluminum light weight tail light, license plate and flasher brackets.
- Shorter than OEM license brackets, provides cool looks and good center of mass.
- Special screw holes to enable proper setting of the tail lights.
- Flasher stay hole size : 8 mm

Part #	Lends Color
<u>D45-18-531</u>	Smoke
<u>D45-18-731</u>	Red

EXHAUST



CONTROL



TOURING



ELECTRICAL



BODY PARTS



DRIVE



TOOL



TRANSPORT



GARAGE



ACCESSORIES



Coupler-on design

KLX230



Red

Smoke

DRC MOTOLED
EDGE-2 TAIL LIGHT HOLDER KLX230

- A set of Edge Tail Lights and tail light stays designed for the KLX230.
- Its slim and stylish design fits under the rear fender, also provides centralization of mass.
- Also, the long fenders are eliminated, improving the maintainability of the rear wheel.
- Coupler-on design is easy to install and does not require wiring because it is a specific-model design.
- Compatible with stock turn signals. Also, by using the separately sold "DRC MOTOLED Flasher Holder Plate" allows an after market product flasher (8 mm hole) to install .
- Black coating treatment is applied to steel materials with high durability and rigidity.

Part #	Lends Color
<u>D45-18-516</u>	Smoke
<u>D45-18-716</u>	Red

NORMAL



EDGE-2 TAIL LIGHT HOLDER



DRC MOTOLED

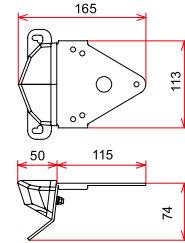
EDGE-2 TAIL LIGHT HOLDER Aluminum

- Edge tail light with aluminum tail light holder designed for specific models.
- 16 high-intensity red LEDs are used for the tail / stop light, and 3 white LEDs for illuminating the license plate.
- Detachable lens.
- Comes with Flasher stays for DRC LED flashers.
- Plug type terminal included.
- Works on 12 V AC/DC.
- Reflector available. (Parts No [D45-07-899](#))

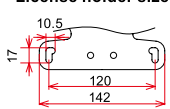
Bike	Part #	Lends Color
XR250'03-, XR400Motard	D45-18-704	Red
	D45-18-504	Smoke
DRZ400SM	D45-18-706	Red
	D45-18-506	Smoke
KLX250 / D-tracker-X '08-	D45-18-714	Red
	D45-18-514	Smoke
KLX125 / 150,D-tracker125	D45-18-715	Red
	D45-18-515	Smoke



XR250'03-,XR400Motard,DRZ400SM

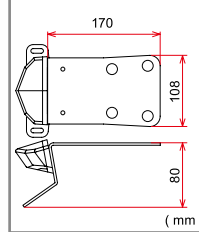


License holder size

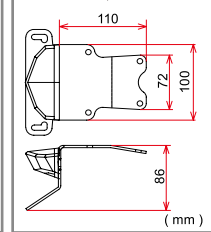


(mm)

KLX250/D-tracker'08-



KLX125/150,D-tracker125



(mm)

EXHAUST



CONTROL



TOURING



ELECTRICAL



BODY PARTS



DRIVE



TOOL



TRANSPORT



GARAGE



ACCESSORIES



DRC MOTOLED

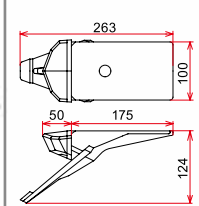
EDGE-2 TAIL LIGHT HOLDER Plastic

- Universal plastic tail light holder with Edge tail light.
- Tail light holder is made of high quality, pliable plastic.
- Plastic material allows for quick and easy installation.
- Flashers can be placed on the flat side of this holder.
- License plate bracket (Japan specification) and plug type terminal included.
- Works on 12 V AC / DC.

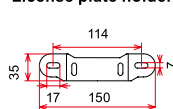
Type	Part #	Lends Color
Universal	D45-14-001	Red
	D45-14-002	Smoke



EDGE-2 TAIL LIGHT HOLDER Plastic



License plate holder



(mm)

DRC MOTOLED

EDGE-2 TAIL LIGHT

- 16 high-intensity red LEDs are used for the tail / stop light, and 3 white LEDs for illuminating the license plate.
- Reduces electric power consumption. Offers a longer operating life.
- Detachable lens.
- Lens colors available: red and smoke.
- Plug type terminals are included for installation.
- Works on 12 V AC/DC.

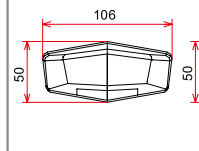
Part #	Lends Color
D45-29-347	Red
D45-29-348	Smoke

REPLACEMENT LENS

Part #	Lends Color
D45-29-487	Red
D45-29-488	Smoke



EDGE-2 TAIL LIGHT



(mm)



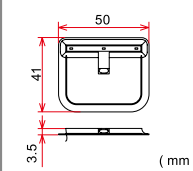
DRC MOTOLED

LICENSE PLATE LIGHT

- Chip LED lights for licence plate.
- Very compact design, best for installing under the rear fender.
- Long operating life. Reduced electrical consumption.
- High impact, water and shock resistant.
- Works on 12 V AC / DC.
- Dimensions : L 50 mm x W 41 mm x H 3.5 mm.

Part #
D45-39-410

LICENSE PLATE LIGHT



(mm)

DRC MOTOLED
REFLECTOR

- Universal reflector kit, especially perfect for DRC Edge tail light holders.
- Easily viewable, durable construction.
- Replacement reflector available.

Part #
D45-07-899 Kit
D45-07-001 Replacement reflector only



VERSYS-X 250/300 2017-



CRF1100L AFRICA TWIN



DRC MOTOLED FENDER ELIMINATOR KIT

- Fender eliminator kit makes rear fender compact and cool looking.
- Designed to mount OE flasher and license plate light.
- Made of durable steel with black paint finish.
- *It is easy to install and remove the wheel.*

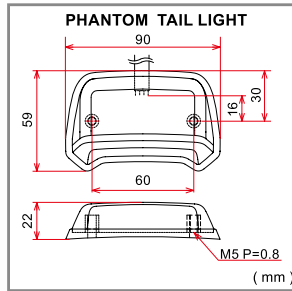
Bike	Part #
VERSYS 250 '17-	D45-10-120
CRF1100L AFRICA TWIN '20- CRF1100L AFRICA TWIN ADV SPORTS '20-	D45-10-010



DRC MOTOLED CRF-X TAIL LIGHT

- Fits CRF 250X / 450X.
- Tail light and stop light in this compact-sized product.
- Smaller and lighter than stock LED light.
- 8 high-intensity LEDs are used.
- Long operating life. Reduced electrical consumption.
- High impact, waterproofed, shock resistant.
- Lens colors available: red.
- Plug type terminals are included for installation.
- Works on 12 V AC / DC.

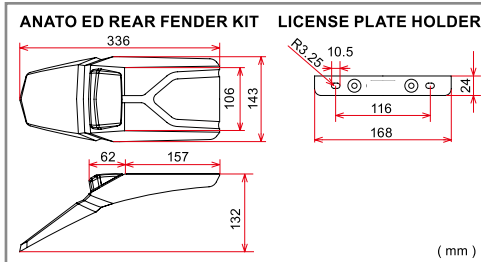
Part #	Lends Color
D45-29-330	Red



DRC MOTOLED PHANTOM TAIL LIGHT

- High intensity LED light for the rear fender.
- Tail light base is made of flex rubber. Enables a great fit on all shapes of rear fenders with M 5 bolts.
- 8 high-intensity LEDs are used.
- Tail light and stop light in this compact- sized product.
- Plug type terminals are included for installation.
- Works on 12 V AC / DC.

REPLACEMENT LENS			
Part #	Lends Color	Part #	Lends Color
D45-29-307	Red	D45-29-387	Red



DRC MOTOLED ANATO ED REAR FENDER

- Universal Enduro rear fender conversion kit with LED tail light.
- Fits on most MX type stock fenders.
- License plate bracket and plug type terminal included.
- Works on 12 V AC / DC.

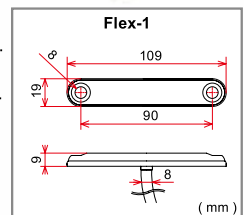
Part #
D45-40-101



DRC MOTOLED FLEX TAIL LIGHT

- Flex fit shell and body with 16 high quality chip LEDs.
- Even fits curved surfaces.
- Tail light and stop light in this compact-sized product.
- High impact, water and shock resistant.
- Includes aluminum bolts/nuts.
- Plug type terminals are included for installation.
- Works on 12 V AC / DC.
- Dimensions : L 109 mm x W 19 mm x H 9 mm.

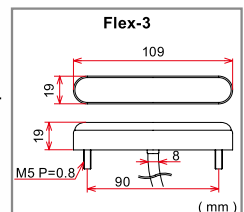
Part #
D45-29-310



Flex-3

- Universal LED tail light.
- 12 pcs oval LEDs.
- Tail light and stop light in this compact-sized product.
- Reduced electric power consumption
- Works on 12 V AC / DC.
- Dimensions : L 109 mm x W 19 mm x H 19 mm

Part #
D45-29-316

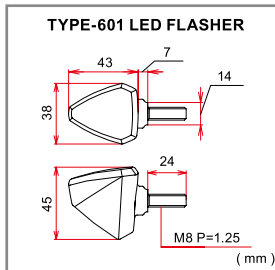


DRC MOTOLED
601 LED FLASHER

- Triangular style flasher.
- Terminals and nuts are included for installation.
- Comes in pairs. Works on 12 V AC / DC.

REPLACEMENT LENS

Part #	Lends Color	Part #	Lends Color
D45-60-107	Orange	D45-60-187	Orange
D45-60-108	Smoke	D45-60-188	Smoke



Orange

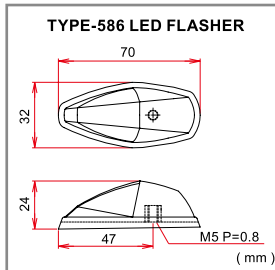
Smoke

DRC MOTOLED
586 LED FLASHER

- Installs on the fender with screws for secure installation.
- Rubber mount base fits even curved surfaces.
- Terminals and bolts are included for installation.
- Comes in pairs. Works on 12 V AC / DC.

REPLACEMENT LENS

Part #	Lends Color	Part #	Lends Color
D45-58-617	Orange	D45-58-687	Orange
D45-58-618	Smoke	D45-58-688	Smoke



Orange

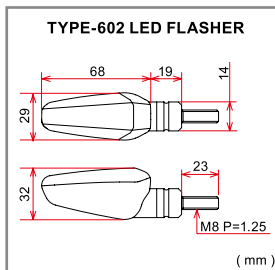
Smoke

DRC MOTOLED
602 LED FLASHER

- Flexible flasher stays to prevent breakage upon impact.
- Lens colors available: orange, smoke and clear.
- Terminals and nuts are included for installation.
- Comes in pairs. Works on 12 V AC / DC.

REPLACEMENT LENS

Part #	Lends Color	Part #	Lends Color
D45-60-207	Orange	D45-60-287	Orange
D45-60-208	Smoke	D45-60-288	Smoke
D45-60-209	Clear	D45-60-289	Clear



Orange

Smoke

Clear

EXHAUST

CONTROL

TOURING

ELECTRICAL

BODY PARTS

DRIVE

TOOL

TRANSPORT

GARAGE

ACCESSORIES

MOTO LED flashers may not work properly without optional parts.

Important note for using LED flasher

LED flashers have very low consumption and the stock flasher relay may not work properly. The most frequent problem, is that the LED may flash at a quick rate using stock flasher relays. Please refer to the chart below to choose our IC relay or Resistor wire for your installation.

	Electric consumption	Difficulty of installation	Parts cost	AC or DC
IC Relay	Low	Skills required	Cheap	DC
Resistor wire kit	Same as stock	Easy	Reasonable	DC/AC

* DRC IC Relay can not be used with motorcycles (XR50/100M, XLR250, WR250F/WR450F, XR650 etc) due to the AC power design. Please use Resistor wire kit for AC power motorcycle.

DRC MOTOLED INDICATOR WIRING

This kit is required when flasher operates like hazard indicators after the IC relay installation.

Place these harnesses in-between the wires from the pilot lamp and the wires from the chassis.

* Some models (*3) require this kit for proper operation.

*3 ----- XR230, KSR110, KLX250, D-TRACKER-'07 etc.

Part #

[D45-91-051](#)



DRC MOTOLED RESISTOR WIRE

When standard bulb flasher is replaced by LED flasher, electric consumption becomes low and stock flasher relay does not work correctly. This Resistor wire helps stabilize the electric power to the LED flasher from stock flasher relay.

: Electric power consumption level is the same as with stock flasher.

: Easy installation.

: One resistor per flasher.

* Some models (*2) require 2 resistors.

: This harness will produce heat when used. Please install in areas where heat is not a problem.

*2 ----- XR230, DR250R, DRZ400S/SM etc.

Part #

[D45-90-710](#)



DRC MOTOLED IC RELAY for DC

Stock flasher relay is designed to work with standard bulb flashers.

When the stock flasher is changed to LED flashers, the stock flasher relay does not work properly due to the difference in power consumption between the stock flasher bulb and the LED flasher. This IC Relay enables LED flashers to work in any configuration.

* Some models require the use of the stock IC relay along with this IC relay. (*1)

: Reduced electrical power usage.

: Some technical skills required for installation.

: One IC relay required for each bike.

: Flasher pilot light can not be used with position light when installed on XR250.

: If the flasher operates like hazard indicators after installation, Indicator lamp wiring kit is required.

: Works on 12V DC.

Can not be used with WR250F/450F

*1----- RMX250S, DRZ400S/SM etc.

Part #

[D45-69-830](#)



Installation of the LED flashers requires special knowledge and technique. Please contact your local dealer if you have any question upon installation.



Type-9901

Part #

[D45-59-901](#)

Front fork tightening bolts : 1 pc, front side



Type-9902

Part #

[D45-59-902](#)

Front fork tightening bolts : 2 pcs front side
Bike:XR,CRM, RMX, KLX, D-Tracker, 250SB etc



Type-9912

Part #

[D45-59-912](#)

Front fork tightening bolts : 2 pcs side
Bike : DRZ400, Tricker

DRC MOTOLED FRONT FLASHER HOLDERS

- Flasher mounting hardware bolts to your top clamp.
- Screw hole is 8 mm in diameter.
- Available in 3 different types.



[D45-59-923](#)

[D45-59-933](#)

[D45-59-950](#)

[D45-59-952](#)

[D45-59-953](#)

DRC MOTOLED FLASHER HOLDERS

- Flasher mount adapter for Honda, Yamaha and Kawasaki OEM flasher mounting bracket.
- Use OE brackets with the plates to mount DRC LED flashers.
- Flasher attachment hole diameter : 8 mm
- Available in black, titanium and blue anodized colors.

Shape	Part #	Color	Approximate bend
	D45-59-923	Black	HONDA: CRF250L/M/RALLY 17-20 CTX700/D/N 12-18, GROM125 14-20 NC700X 14-17, NC750X 18-19 CBR1000RR 06-16, CBR600RR 05-18 CRF1000L 16-17 CRF1000L (Japan) 16-18, RC213V-S 16 CBR500F/X/R 13-18
	D45-59-933	Black	KAWASAKI: NINJA1000 11-19, NINJA650/R 06-17 NINJA400 18, NINJA250/300 13-18 H2 15-17, ZX-10R/RR 05-17, ZX-6R 05-17 VERSYS1000 15-18, VERSYS650 07-18 VERSYS-X250/300 17-18, Z1000 07-18 Z125 PRO 17-18, Z250SL 14, Z650 17 Z750 05-06, Z800 16, Z900 17 Z900RS 18-19, ER-6N 09-10 KLX650 08-17, VULCAN S 15-17 KLX230 20
	D45-59-953	Black	YAMAHA: YZF-R25/3 15-18, YZF-R6 06-16 YZF-R1 02-14, MT-07 14-17 MT-09 14-18, MT-01 05-09 FZ6/FAZER 04-17, FZ8/FAZER 11-16 FZ1/FAZER 08-14, XJ6N/F/S 09-16 TDM900 02-10, V-MAX 09-17 WR250R/X 07-17, XSR700 18 XSR900 16-18
	D45-59-952	Blue	KAWASAKI: KSR110 13, KLX125/D-TRACKER125 10-16 KLX150 09-13, KLX250/D-TRACKER X 08-16 NINJA250/R 08-12
	D45-59-950	Ti-color	



DRG MOTOLED EZ ELECTRIC WIRE KIT

- Easy to install electrical parts (excluding headlight, tail light and flashers) for competition bikes.
- Easy installation. No experience necessary.
- Power source for this kit is completely self-contained (uses 8 AA batteries).
- No need to " chop " into your wiring harness.
- Moto LED's tail lights and flashers are recommended.

Part #

[D45-70-052](#)

DRG MOTOLED EZ ELECTRIC WIRE KIT with ANATO / 601 Flasher

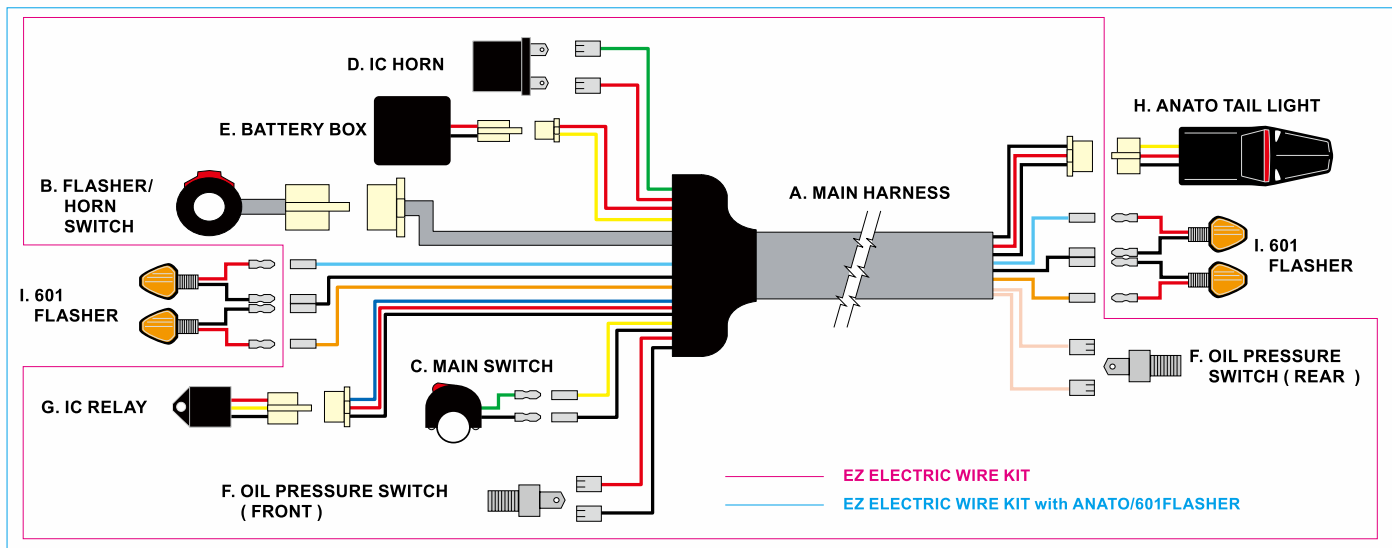
- Complete electrical parts (excluding headlight) for competition bikes.
- Comes with ANATO ED Rear Fender and 2 pairs of 601 Flashers.
- Easy installation. No experience necessary.
- Power source for this kit is completely self-contained (Uses 8 AA batteries).
- No need to " chop " into your wiring harness.

Part #

[D45-70-053](#)

Replacement Parts

Part #	Parts	Part #	Parts	Part #	Parts
A. D45-70-161	Main Harness	D. D45-70-167	IC Horn	G. D45-69-830	IC Relay for DC
B. D45-70-163	Flasher/Horn Switch	E. D45-70-169	Battery Box	H. D45-40-101	Motoled Anato ED Rear Fender Kit
C. D45-70-165	Main Switch	F. D45-70-183	Oil Pressure Switch 1 pk (M10-1.25)	I. D45-60-107	Motoled 601 LED Flasher



DRG MOTOLED OIL PRESSURE SWITCH

- Brake oil pressure switch for stop light.
- Made of light weight aluminum with compact design.
- Available in " bolt " or " banjo " type, depending on your machine.
- Terminals are included for installation.



BANJO TYPE

Part #	Size
D45-71-491	M10-1.25
D45-71-492	M10-1.00




BOLT TYPE

Part #	Size
D45-71-481	M10-1.25
D45-71-482	M10-1.00

EZ BATTERY CHARGING KIT

No need to remove the battery for charging!



Terminal Unit



Battery charging harness

DRC MOTOLED EZ BATTERY CHARGING KIT

- Convenient when you store your bike for a long time.
- Terminal unit can be used for various kinds of battery chargers.
- No need to remove the battery when you connect the harness to the terminal unit.
- Easy operation. Just turn the battery charger on.
- Additional battery charging harness available. Part number: [D45-01-002](#)

Part #	Set	Battery charging harness only
D45-01-001	Battery charging harness Terminal Unit	Part # D45-01-002



①

Install the battery charging harness to your bike.



②

Connect the battery charging connector and the terminal unit connector.



③

Connect battery charging clips to the terminal unit and start easy battery charging.



DRC Release Tie Wrap

- Releasable tie wrap, can be re-used.
- Length : 150 mm
- 6 pcs per pack.

Part #
[D58-10-101](#)



DRC Kill Switch

- Universal engine kill switch.
- Terminals are included for installation.

Part #
[D45-00-100](#)

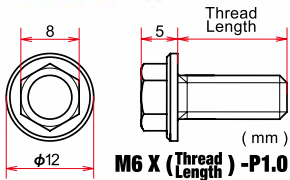


DRG ALUMINUM BOLT

- Made of 7000 grade aluminum.
- Light weight.
- Select from flange-head or taper-head for each bolt size.
- Suitable for mounting plastics and more.
- Colors available: Titanium, Gold, Red, Blue and Black.
- Available in M6 size.
- Tightening torque M6 Bolts 6N /m

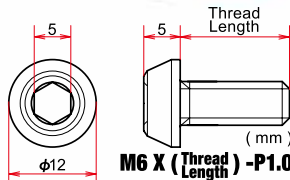


M6 Flange Bolt



M6 Aluminum Flange Bolt				
Color	Size	4 pack	20 pack	
Blue	M6X12-P1.0	D58-51-112	-	
	M6X16-P1.0	D58-51-116	D58-51-616	
	M6X20-P1.0	D58-51-120	-	
	M6X25-P1.0	D58-51-125	D58-51-625	
	M6X30-P1.0	D58-51-130	-	
	M6X35-P1.0	D58-51-135	-	
Red	M6X12-P1.0	D58-51-212	D58-51-712	
	M6X16-P1.0	D58-51-216	-	
	M6X20-P1.0	D58-51-220	-	
	M6X25-P1.0	D58-51-225	-	
	M6X30-P1.0	D58-51-230	D58-51-730	
	M6X35-P1.0	D58-51-235	D58-51-735	
Gold	M6X12-P1.0	D58-51-312	D58-51-812	
	M6X16-P1.0	D58-51-316	-	
	M6X20-P1.0	D58-51-320	-	
	M6X25-P1.0	D58-51-325	D58-51-825	
	M6X30-P1.0	D58-51-330	D58-51-830	
	M6X35-P1.0	D58-51-335	D58-51-835	
Ti-Color	M6X12-P1.0	D58-51-412	D58-51-912	
	M6X16-P1.0	D58-51-416	-	
	M6X20-P1.0	D58-51-420	-	
	M6X25-P1.0	D58-51-425	-	
	M6X30-P1.0	D58-51-430	-	
	M6X35-P1.0	D58-51-435	-	
Black	M6X12-P1.0	D58-51-512	-	
	M6X16-P1.0	D58-51-516	-	
	M6X20-P1.0	D58-51-520	-	
	M6X25-P1.0	D58-51-525	-	

M6 Taper Bolt

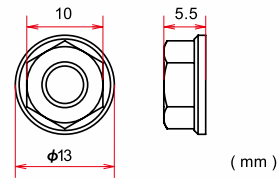


M6 Aluminum Taper Bolt				
Color	Size	4 pack	20 pack	
Blue	M6X12-P1.0	D58-52-112	-	
	M6X16-P1.0	D58-52-116	-	
	M6X20-P1.0	D58-52-120	-	
	M6X25-P1.0	D58-52-125	D58-52-625	
	M6X30-P1.0	D58-52-130	D58-52-630	
	M6X35-P1.0	D58-52-135	D58-52-635	
Red	M6X12-P1.0	D58-52-212	-	
	M6X16-P1.0	D58-52-216	-	
	M6X20-P1.0	D58-52-220	-	
	M6X25-P1.0	-	D58-52-725	
	M6X30-P1.0	D58-52-230	-	
	M6X35-P1.0	D58-52-235	D58-52-735	
Gold	M6X12-P1.0	D58-52-312	-	
	M6X16-P1.0	D58-52-316	D58-52-816	
	M6X20-P1.0	D58-52-320	D58-52-820	
	M6X30-P1.0	-	D58-52-830	
	M6X35-P1.0	D58-52-335	-	
	Ti-Color	M6X12-P1.0	D58-52-412	-
M6X16-P1.0		D58-52-416	-	
M6X20-P1.0		D58-52-420	D58-52-920	
M6X25-P1.0		-	D58-52-925	
M6X30-P1.0		D58-52-430	-	
M6X35-P1.0		D58-52-435	-	
Black	M6X12-P1.0	D58-52-512	-	
	M6X16-P1.0	D58-52-516	-	
	M6X20-P1.0	D58-52-520	-	
	M6X25-P1.0	D58-52-525	-	

DRG ALUMINUM NUT

- Made of 7000 grade aluminum.
- Light weight.
- Suitable for mounting plastics and more.
- Colors available: Titanium, Gold, Red, Blue and Black.
- Available in M6 size.

M6 Flange Nut



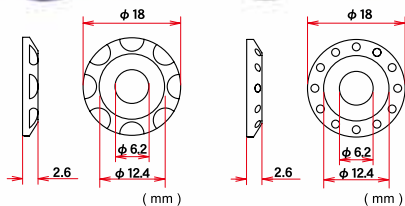
M6 Aluminum Flange Nut		
Color	size	4 pack
Blue	M6-P1.0	D58-53-101
Red	M6-P1.0	D58-53-201
Gold	M6-P1.0	D58-53-301
Ti-Color	M6-P1.0	D58-53-401
Black	M6-P1.0	D58-53-501

DRG ALUMINUM SPACER

- Made of forged 6061 Aluminum, light weight.
- Available φ 18 mm M6 and φ 20 mm M6 washer sizes.
- Suitable for mounting plastics and more.
- Available in 4 different designs and 5 different anodized colors.

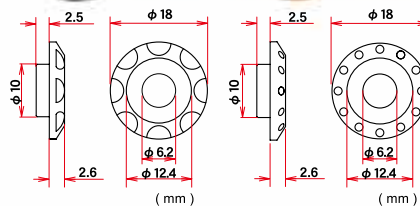


Type 01 (M6 18 mm) Type 02 (M6 18 mm)



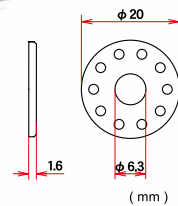
φ18 M6 Aluminum Spacer				
Color	Size	4 Pack	20 Pack	
Blue	Type 01	D58-57-111	D58-57-114	
Red		D58-57-121	D58-57-124	
Gold		D58-57-131	D58-57-134	
Ti-Color		D58-57-141	-	
Black	D58-57-151	D58-57-154		
Blue	Type 02	D58-57-211	-	
Red		D58-57-221	-	
Gold		D58-57-231	-	
Ti-Color		D58-57-241	D58-57-244	
Black		D58-57-251	D58-57-254	

Type 11 (M6 18 mm) Type 12 (M6 18 mm)



φ18 M6 Aluminum Spacer				
Color	Size	4 Pack	20 Pack	
Blue	Type 11	D58-57-311	D58-57-314	
Red		D58-57-321	D58-57-324	
Gold		D58-57-331	D58-57-334	
Ti-Color		D58-57-341	-	
Black	D58-57-351	D58-57-354		
Blue	Type 12	D58-57-411	-	
Red		D58-57-421	-	
Gold		D58-57-431	D58-57-434	
Ti-Color		D58-57-441	-	
Black		D58-57-451	-	

Type 31 (M6 20 mm)



φ20 M6 Aluminum Spacer		
Color	size	10 pack
Blue	Type 31	D58-58-114
Red		D58-58-124
Gold		D58-58-134
Ti-Color		D58-58-144
Black		D58-58-154

EXHAUST

CONTROL

TOURING

ELECTRICAL

BODY PARTS

DRIVE

TOOL

TRANSPORT

GARAGE

ACCESSORIES

Steel and Stainless M6 Bolts / Nuts

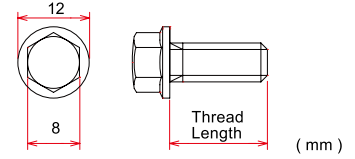
M6 Steel Flange Bolt		
Size	5 pack	25 pack
M6X15-P1.0	D58-31-415	D58-31-815
M6X20-P1.0	D58-31-420	-
M6X25-P1.0	D58-31-425	D58-31-825
M6X30-P1.0	D58-31-430	D58-31-830
M6X35-P1.0	D58-31-435	D58-31-835
M6X40-P1.0	D58-31-440	D58-31-840
M6X45-P1.0	D58-31-445	D58-31-845

M6 Stainless Flange Bolt		
Size	5 pack	15 pack
M6X10-P1.0	D58-35-110	D58-35-210
M6X15-P1.0	D58-35-115	D58-35-215
M6X20-P1.0	D58-35-120	D58-35-220
M6X25-P1.0	D58-35-125	D58-35-225
M6X30-P1.0	D58-35-130	-
M6X35-P1.0	D58-35-135	D58-35-235



DRC **M6 FLANGE BOLT**

M6 X (Thread Length) - P1.0

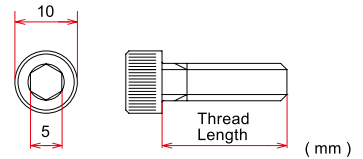


M6 Stainless Cap Bolt		
Size	5 pack	15 pack
M6X10-P1.0	D58-35-510	D58-35-610
M6X15-P1.0	D58-35-515	D58-35-615
M6X20-P1.0	D58-35-520	D58-35-620
M6X25-P1.0	D58-35-525	D58-35-625
M6X30-P1.0	D58-35-530	D58-35-630
M6X35-P1.0	D58-35-535	D58-35-635



DRC **M6 CAP BOLT**

M6 X (Thread Length) - P1.0

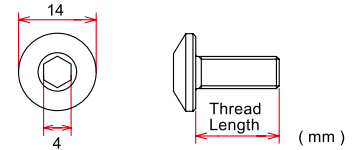


M6 Stainless Taper Bolt	
Size	4 pack
M6X10-P1.0	D58-36-010
M6X15-P1.0	D58-36-015
M6X25-P1.0	D58-36-025
M6X30-P1.0	D58-36-030



DRC **M6 TAPER BOLT**

M6 X (Thread Length) - P1.0



DRC **M6 FLANGE NUT**
M6 X - P1.0

M6 nut steel

Part #	5 pack	25 pack
D58-31-501		
D58-31-901		

M6 nut stainless

Part #	5 pack	15 pack
D58-35-801		
D58-35-901		



DRC **M6 FLANGE LOCK NUT**
M6 X - P1.0

Part #	5 pack
D58-31-502	



Make your bike look stylish with anodized aluminum washers and bolts.

** Please check Tightening torque with your service manual.
Routine screw and bolt torque checking required.
Please do not use aluminum bolts and nuts in areas of high temperature.

DRC **Stainless M6 Bolt / Nut Box Set**

10 mm / 15 mm / 20 mm / 25 mm / 30 mm / 35 mm
(Each x 15 pcs / Nut x 15 pcs)

Stainless Flange	Stainless Cap
Part #	Part #
D58-35-001	D58-35-401



DRC **GASKET WASHER**

- Aluminum gasket washer can be used for drain bolts or gaskets on your bike.
- 6 different washer sizes available.
- Available 5 pcs pack for personal use, 50 pcs pack for shop use.



GASKET WASHER

Part #	Description	5 pcs
D59-52-530	M6	
D59-52-540	M8	
D59-52-550	M10	
D59-52-560	M12	
D59-52-565	M12 (KTM)	
D59-52-570	M14	
D59-52-830	M6	50 pcs
D59-52-840	M8	50 pcs
D59-52-850	M10	50 pcs
D59-52-860	M12	50 pcs
D59-52-865	M12 (KTM)	50 pcs
D59-52-870	M14	50 pcs

EXHAUST



CONTROL



TOURING



ELECTRICAL



BODY PARTS



DRIVE



TOOL



TRANSPORT



GARAGE



ACCESSORIES





DRC
RIM TAPE

- Protect your tube from nipple heads, valve and rim burrs.
- Excellent water resistant design, prevents dirt, mud, sand and water from entering inside of tire from nipple holes.
- Less sticky glue remains on the rim when replaced, easy to replace.
- Tape roll type, can be used for many wheel sizes.
- Available 2 sizes.

Part #	Rim size	Size
D43-10-024	1.40 to 1.60	Width 24mm / Thickness 0.68mm / total length 5m)
D43-10-030	1.85 to 2.15	Width 30mm / Thickness 0.68mm / total length 5m)



DRC
AIR VALVE CAPS PLASTIC 4 PCS

- Plastic air valve cap.
- Available in 4 factory colors.
- Comes in 2 pairs and 2 colors.

Part #	Color
D58-03-211	Blue & Green
D58-03-212	Red & Yellow



DRC
AIR VALVE CAPS

- Aluminum air valve cap.
- Add some "bling" to your bike.
- Available in 6 beautiful anodized colors.
- Comes in pairs.

Part #	Color	Part #	Color
D58-03-102	Blue	D58-03-105	Ti-Color
D58-03-103	Gold	D58-03-106	Red
D58-03-104	Black	D58-03-107	Orange



DRC
AIR VALVE CAP WITH VALVE WRENCH

- The aluminum part can be used as a valve core remover / wrench.
- Made of A6061 aluminum.
- Available in 6 beautiful anodized colors.
- Comes in pairs.

Part #	Color	Part #	Color
D58-05-102	Blue	D58-05-105	Ti-Color
D58-05-103	Gold	D58-05-106	Red
D58-05-104	Black		



DRC
RIM LOCK NUTS

- Threaded at the top only. Takes less time to remove or tighten.
- Made of aluminum and available in 6 beautiful anodized colors.
- Comes in pairs.

Part #	Color	Part #	Color
D58-02-102	Blue	D58-02-105	Ti-Color
D58-02-103	Gold	D58-02-106	Red
D58-02-104	Black	D58-02-107	Orange



DRC
AIR VALVE MUD GUARDS

- Keeps dirt and water out of your tire.
- Available in black, blue, red and orange.
- Comes in pairs.

Part #	Color	Part #	Color
D58-06-001	Black	D58-06-003	Red
D58-06-002	Blue	D58-06-007	Orange



DRC
RIM LOCK SPACERS

- Form fit provides a secure, tighter fit over stock set-up.
- Made of aluminum and available in 6 beautiful anodized colors.
- Comes in pairs.

Part #	Color	Part #	Color
D58-01-102	Blue	D58-01-105	Ti-Color
D58-01-103	Gold	D58-01-106	Red
D58-01-104	Black	D58-01-107	Orange



DRC RIM LOCK

- Die-cast aluminum body with molded rubber flap to prevent abrasion of inner tube.
- Recommended for use on all off road bikes or any use that requires low tire pressures.
- Bolt is made of SUS304 stainless steel to prevent corrosion.
- Available in 5 different sizes.

Part #	Size
D43-21-014	1.40 inch
D43-21-016	1.60 inch
D43-21-018	1.85 inch
D43-21-021	2.15 inch
D43-21-025	2.50inch



DRC RIM HOLE PLUG

- Plug cap for rim lock holes on the rim.
- Prevents mud and dust from entering the tire through the rim lock hole.
- Comes in pairs.

Part #
D58-03-301



DRC UNI-FLOW HOSE

- Gas cap hose with one way valve.
- Prevents fuel from flowing out of gas tank.
- Swivel valve design allows smooth removal of gas cap without twisting the gas cap hose.
- Valve is made of 7000 grade aluminum.
- Available 4 hose colors.

Part #	Color
D58-08-201	Black
D58-08-202	Red
D58-08-203	Blue
D58-08-206	Orange



DRC SKID PLATE FOAM

- Prevents mud from accumulating and adding weight to your machine.
- Installs between your skid plate and engine.

Part #	Size
D58-17-012	300 mm x 150 mm x 40 mm



Bike	Year	Pin/Spring
HONDA		
CR125/250	02-07	D48-01-102
CRF150R	07-21	D48-01-101
CRF250R	04-21	D48-01-102
CRF250RX	19-21	D48-01-102
CRF450R	02-21	D48-01-102
CRF450RX	17-20	D48-01-102
CRF450L	19-20	D48-01-102
CRF450RL	21	D48-01-102
CRF250X	04-17	D48-01-102
CRF450X	05-21	D48-01-102
CRM50/80	88-98	D48-01-109
CRF110F	13-16	D48-01-103
CRF125F	14-21	D48-01-103
CRF230F	03-19	D48-01-103
CRF250F	19-21	D48-01-103
CRM250R/AR	91-98	D48-01-105
CRF150L	18	D48-01-103
CRF250L/M	12-20	D48-01-101
CRF250RALLY	17-20	D48-01-101
CRF1000L AFRICA TWIN/DCT	16-17	D48-01-104
CRF1000L AFRICA TWIN/DCT	18-19	D48-01-101
CRF1100L AFRICA TWIN/DCT	20	D48-01-101
CRF1100L AFRICA TWIN ADV SPORTS ES/DCT	20	D48-01-101
SL230	97-01	D48-01-104
TLM200	88-93	D48-01-105
TLM220	88-93	D48-01-105
TLR250	86	D48-01-105
XL250 DEGREE	91-95	D48-01-105
XLR250R	87-94	D48-01-108
XR230	05-13	D48-01-104
XR250R(ME06)	86-95	D48-01-108
XR250R(ME08)	96-04	D48-01-106
SUPER XR250/BAJA	95-02	D48-01-106
XR250/MOTARD	03-07	D48-01-106
XR400R	96-04	D48-01-106
XR600R	92-00	D48-01-106
XR650L	92-20	D48-01-106
XR650R	00-07	D48-01-107
YAMAHA		
YZ65	18-21	D48-01-110
YZ85	02-21	D48-01-110
YZ125/250	99-21	D48-01-110
YZ250F	01-21	D48-01-110
YZ450F	03-21	D48-01-110
YZ125X	17-21	D48-01-110
YZ250X	16-21	D48-01-110
YZ250FX	15-20	D48-01-110
YZ450FX	16-21	D48-01-110
WR250F	01-20	D48-01-110
WR400F-450F	99-21	D48-01-110
DT200WR	91-94	D48-01-112
DT230LANZA	97-98	D48-01-112
SEROW225	95-04	D48-01-113
SEROW250/TRICKER	04-20	D48-01-112
TT250R/RAID	93-97	D48-01-112
WR155R	20	D48-01-112
WR250R/X	07-20	D48-01-111
XTZ125	13-17	D48-01-113
XT250	08-21	D48-01-112
KAWASAKI		
KX65	00-21	D48-01-122
KX80/85/100	98-21	D48-01-122
KX125-250	91-96	D48-01-116
KX500	88-04	D48-01-116
KX250F	09-18	D48-01-114
KX250	19-21	D48-01-114
KX450F	09-18	D48-01-114
KX450	19-20	D48-01-114
KX250X	21	D48-01-114
KX450X	21	D48-01-114
KDX125SR	90-99	D48-01-115
KDX200R/SR	89-93	D48-01-115
KDX220R/SR	94-05	D48-01-116
KDX250R/SR	91-94	D48-01-116
KLX125.D-TRACKER125	10-16	D48-01-115 #1
KLX150BF	16	D48-01-115 #1
KLX150S	09-13	D48-01-115
KLX250/D-TRACKER	98-20	D48-01-106
KLX300R	96-20	D48-01-106
SUPER SHERPA	97-10	D48-01-115
SUZUKI		
RM125	92-02	D48-01-117
RM250	91-00	D48-01-117
RM-Z250	10-20	D48-01-118
RM-Z450	10-20	D48-01-118
RMX450Z	10-19	D48-01-118
RMX250R	89-99	D48-01-117
RMX250S	93-99	D48-01-117
DJEBEL250/250XC	93-06	D48-01-112
DR250/350S/R	90-00	D48-01-112
DR-Z400E/R/S/SM	00-19	D48-01-117



DRG
FOOT PEG SPRING PIN SET

- Replacement foot peg spring and pin set.
- Kit comes with foot peg pins, springs, washers and cotter pins.
- Pin is made of stainless steel, high corrosion and wear resistance.
- Available for many models.

Bike	Year	Pin/Spring
KTM		
65SX	09-21	D48-01-119
85SX	03-17	D48-01-119
	18-21	D48-01-120
125SX/250-450SX-F	98-15	D48-01-119
	16-21	D48-01-120
250SX	98-16	D48-01-119
	17-21	D48-01-120
125-530 EXC/EXC-F	98-16	D48-01-119
250-500 EXC/EXC-F	17-21	D48-01-120
125-300XC	06-16	D48-01-119
	17-21	D48-01-120
250-450XC-F	08-15	D48-01-119
	16-21	D48-01-120
200-530XC-W/XCF-W	06-16	D48-01-119
125-300XC-W	17-21	D48-01-120
FREERIDE250F	18-19	D48-01-119
FREERIDE250R	14-17	D48-01-119
FREERIDE350	12-17	D48-01-119
690ENDURO/R	08-17	D48-01-119
690SMC/R	08-17	D48-01-119
690SUPER MOTO/R	07-09	D48-01-119
790ADVENTURE/R	19	D48-01-119
950ADVENTURE/S	03-06	D48-01-119
950SUPER ENDURO/R	06-10	D48-01-119
950SUPER MOTO/R	05-08	D48-01-119
990ADVENTURE/R/S	06-13	D48-01-119
990SUPER MOTO/R/T	09-13	D48-01-119
1050ADVENTURE	15-16	D48-01-119
1090ADVENTURE/R	17	D48-01-119
1190ADVENTURE/R	13-16	D48-01-119
1290SUPER ADVENTUR/R/S/T	15-17	D48-01-119
HUSQVARNA		
TC85	14-17	D48-01-119
	18-21	D48-01-120
TC125/FC250-450	14-15	D48-01-119
	16-21	D48-01-120
TC250	14-16	D48-01-119
	17-21	D48-01-120
TE/FE125-501	14-16	D48-01-119
	17-21	D48-01-120
TX125	17-18	D48-01-120
TX/FX300-450	17-21	D48-01-120
701ENDURO	16-20	D48-01-119
701SUPER MOTO	16-20	D48-01-119
FS450	15	D48-01-119
	16-20	D48-01-120
BETA		
RR2T 125-300	13-19	D48-01-119
RR4T 350-500	10-18	D48-01-119
X-TRAINER	15-18	D48-01-119

#1 Can not use with D48-03-211.

EXHAUST

CONTROL

TOURING

ELECTRICAL

BODY PARTS

DRIVE

TOOL

TRANSPORT

GARAGE

ACCESSORIES



MOTARD
IKKI MORITA

DRC
MOTARD FOOT PEG

- 50 mm step width provides better grip and control.
- Shorter length, higher peg position for super moto racing use, prevents peg body wear by hitting asphalt.
- Equipped with replaceable peg slider.
- Made of chromium molybdenum steel for extreme durability.
- Black powder coating finish.
- Replacement peg slider available.

EQUIPPED PEG SLIDER



DRC
REPLACEMENT PEG SLIDER

Comes in pairs.
4 screws for attachment are included.

Part #

[D48-02-999](#)



DRC
WIDE FOOT PEG SPRING 2 PCS

Part #

[D48-02-006](#)

Application

YZ/WR250F/450F'06-.YZ125/250'06-

	Bike	Year	Part #
H O N D A	CR125R/250R	02-07	D48-02-932
	CRF150R	07-21	D48-02-932
	CRF250R	04-21	D48-02-932
	CRF250RX	19-21	D48-02-932
	CRF450R	02-21	D48-02-932
	CRF450RX	17-20	D48-02-932
	CRF450L	19-20	D48-02-932
	CRF450RL	21	D48-02-932
	CRF250X	04-17	D48-02-932
	CRF450X	05-21	D48-02-932
	CRF250L/M	12-20	D48-02-932
	CRF250RALLY	17-20	D48-02-932
	CRF1000L AFRICA TWIN/DCT	18-19	D48-02-932
	CRF1100L AFRICA TWIN/DCT	20	D48-02-932
	CRF1100L AFRICA TWIN ADV SPORTS ES/DCT	20	D48-02-932
X R 2 5 0 R	XR250R	95-04	D48-02-924
	SUPER XR250/BAJA	95-02	D48-02-924
	XR250/MOTARD	03-07	D48-02-924
Y A M A H A	YZ65	18-21	D48-02-906
	YZ85	02-21	D48-02-906
	YZ125/250	99-21	D48-02-906
	YZ250F	01-21	D48-02-906
	YZ400F-450F	99-21	D48-02-906
	YZ125X	17-21	D48-02-906
	YZ250X	16-21	D48-02-906
	YZ250FX	15-20	D48-02-906
	YZ450FX	16-21	D48-02-906
	WR250F	01-20	D48-02-906
W R 4 0 0 F	WR400F-450F	99-21	D48-02-906
	WR250R/X	07-20	D48-02-937
	TENERE700	20	D48-02-906
K A W A S A K I	KX250F	09-18	D48-02-931
	KX250	19-21	D48-02-931
	KX450F	09-18	D48-02-931
	KX450	19-20	D48-02-931
	KX250X	21	D48-02-931
	KX450X	21	D48-02-931
K L X	KLX250/D-TRACKER	98-20	D48-02-922
	KLX300R	96-20	D48-02-922
R M X	RM125/250	91-00	D48-02-921
	RMX250R	89-99	D48-02-921
	RMX250S	93-99	D48-02-921
D R	DR-Z400E/R/S/SM	00-19	D48-02-921
	125SX/250-450SX-F	98-15	D48-02-910
	16-21	D48-02-982	
	250SX	98-16	D48-02-910
	17-21	D48-02-982	
	125-530 EXC/EXC-F	98-16	D48-02-910
	17-21	D48-02-982	
	125-300XC	06-16	D48-02-910
	17-21	D48-02-982	
	250-450XC-F	08-15	D48-02-910
	16-21	D48-02-982	
	125-530XC-W/XCF-W	06-16	D48-02-910
	17-21	D48-02-982	
	790ADVENTURE/R	19	D48-02-910
	S U P E R	950ADVENTURE/S	03-06
950SUPER ENDURO		06-10	D48-02-910
950SUPER MOTO/R		05-08	D48-02-910
990ADVENTURE		06-13	D48-02-910
990SUPER MOTO/R/T		09-13	D48-02-910
1050ADVENTURE		15-16	D48-02-910
1090ADVENTURE/R		17	D48-02-910
1190ADVENTURE/R		13-16	D48-02-910
1290SUPER ADVENTURE/R/S/T		15-17	D48-02-910
H O U O V A R N A		TC125/FC 250-450	14-15
	16-21	D48-02-982	
	TC250	14-16	D48-02-910
	17-21	D48-02-982	
	TE/FE125-501	14-16	D48-02-910
	17-21	D48-02-982	
T X /	TX/FX125-450	17-21	D48-02-982
	15	D48-02-910	
	FS450	16-20	D48-02-982
G A S	RR2T 125-300	13-19	D48-02-910
	RR4T 350-500	10-18	D48-02-910
	X-TRAINER	15-18	D48-02-910



DRC
WELD-ON FOOT PEG WIDENERS

- A material kit that widens the foot pegs by processing, such as cutting, bending and welding.
- The best kit for widening aftermarket parts and vehicles with out wide foot peg settings.
- Sold in pairs

[Please note] Welding equipment is required for the work.

Part #	Material	Thickness	Length
D48-02-010	Steel	3 mm	180 mm



DRC
FOOT PEG HOLDER for KLX125/150S/150BF

- Durable foot peg holder for KLX125/150S/150BF.
- Made of 7075 aluminum for extreme strength.
- 25% lighter and 4 times stronger than OE foot peg holder.
- Comes with foot peg pins.
- Best use with DRC Wide foot peg.

Part #

[D48-03-211](#)

EXHAUST



CONTROL



TOURING



ELECTRICAL



BODY PARTS



DRIVE



TOOL



TRANSPORT




GARAGE



ACCESSORIES





Bike	Year	HIGH LIFT		LOWDOWN	
		Part #	Table : up and down amount	Part #	Table : up and down amount
CRM250R	89-90	D46-01-201	-30mm	D46-01-501	+20mm
CRM250R/AR	91-98	D46-01-202	-27mm	D46-01-502	+20mm
DT200WR	91-94	D46-01-236	-30mm	D46-01-536	+20mm
DT230LANZA	97-98	D46-01-237	-20mm	D46-01-537	+20mm
SEROW250	05-20	D46-01-234	-31mm	D46-01-543	+26mm
XT250X	06-17	D46-01-234	-31mm	D46-01-543	+26mm
TRICKER	04-18	D46-01-234	-30mm	D46-01-543	+31mm
TENERE700	21	D46-01-238	-40mm	-	-
KX65	00-21	D46-01-224	-30mm	-	-
		D46-01-225	-50mm	-	-
KDX125SR	90-99	D46-01-211	-25mm	-	-
KDX200SR	89-93	D46-01-211	-30mm	D46-01-512	+20mm
KDX220SR	94-99	D46-01-211	-30mm	-	-
KDX250SR	91-94	D46-01-214	-30mm	-	-
KLX250/SR/ES	93-07	D46-01-210	-33mm	D46-01-510	+10mm
KLX250	08-16	D46-01-210	-23mm	D46-01-510	+21mm
D-TRACKER	98-07	D46-01-210	-33mm	D46-01-510	+10mm
D-TRACKER X	08-16	D46-01-210	-23mm	D46-01-510	+21mm
SUPER SHERPA	97-08	D46-01-216	-25mm	D46-01-516	+25mm
VERSYS-X250	17-19	D46-01-221	-25mm	-	-
VERSYS-X300	17-19	D46-01-221	-25mm	-	-

DRC REAR SUSPENSION LINK KIT LOWDOWN / LIFT UP

- Kit to lift up or lowdown the bike.
- Allows to optimal bike position for a rider by changing seat height, link ratio, caster angle.
- The lowdown type : The amount of descent is designed to maximize the performance without losing the off road function.
- The high lift type : Allows improved nimble steering and better traction as the wheelbase becomes shorter with a steep caster.
- Easy installation with two bolts.
- Black color.

[Important note]
As the link ratio changes, the lowdown type makes the suspension softer, and the high lift type becomes harder. Please re-adjust the front and rear suspension as necessary. Depending on the setting, modification may be required on the side stand in some case.

Measuring rear axle vertical with no Load.



DRC FF STROKE INDICATOR 48-49 mm 2 pcs

- STROKE INDICATOR for front fork.
- Convenient for suspension setting and confirming 1G.
- For installation, remove the fork and spread it from the top of the outer tube.
- The material is fluororubber, which is excellent in oil resistance, heat resistance, and weather resistance.
- Compatible with inner tube diameters of Φ 48 mm to Φ 49 mm.

Part #
D59-37-248



Part #	Description	Quantity
D59-52-530	M6	5 pcs
D59-52-540	M8	5 pcs
D59-52-550	M10	5 pcs
D59-52-560	M12	5 pcs
D59-52-565	M12 (KTM)	5 pcs
D59-52-570	M14	5 pcs
D59-52-830	M6	50 pcs
D59-52-840	M8	50 pcs
D59-52-850	M10	50 pcs
D59-52-860	M12	50 pcs
D59-52-865	M12 (KTM)	50 pcs
D59-52-870	M14	50 pcs

DRC GASKET WASHER

- Aluminum gasket washer can be used for drain bolts or gaskets on your bike.
- 6 different washer sizes available.
- Available 5 pcs pack for personal use, 50 pcs pack for shop use.



DRC SAFETY WIRE PLATE

- Provides safety wire hooking point on your engine case.
- Place in between engine cover and its bolt near by oil filler or drain bolts.
- Made of stainless steel.
- Comes with 3 plates.

Part #
D58-20-111

EXHAUST



CONTROL



TOURING



ELECTRICAL



BODY PARTS



DRIVE



TOOL



TRANSPORT



GARAGE

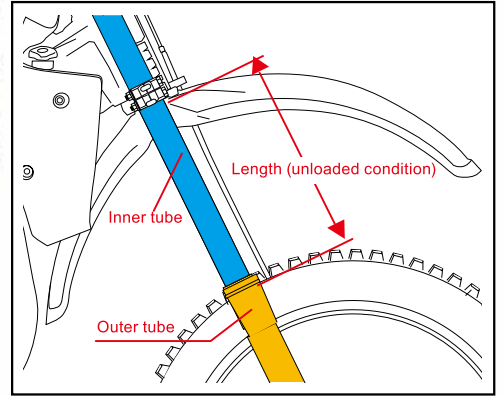


ACCESSORIES



DRC SILICONE FORK BOOTS

- Made of durable and flexible silicone rubber.
- It has a Constant flexibility even in high or low temperature.
- Mat rubber surface finish.
- Protect your inner tube from mud or dirt during your ride.
- Comes with steel attaching bands.



Size	Length	Inner tube diameter	outer tube diameter
Type S	270 - 330 mm	φ31 - φ34 mm, φ35 - φ38 mm	φ50 - φ55 mm, φ56 - φ60 mm
	Length Maximum length	With rubber band	With rubber band
Type L	330 - 400 mm	φ36 - φ39 mm, φ40 - φ45 mm	φ56 - φ59 mm, φ60 - φ63 mm
	Length Maximum length	With rubber band	With rubber band

* Fork boots size may differ for each item due to rubber products. Please refer to above size as a guide.

DRC SILICONE FORK BOOTS TYPE S



Part #	Color	Reference model
D58-15-311	Black	CRF150F 03-14, CRF230F 03-14, SL230 97-04
D58-15-312	Blue	XR230/Motard 05-08, XLR125/200 93-95
D58-15-313	Red	XL250/Degree 91-95, NX250 88-94
D58-15-315	Yellow	SEROW250 05-14, SEROW225 85-04

DRC SILICONE FORK BOOTS TYPE L



Part #	Color	Reference model
D58-15-711	Black	CRM250 89-90, XLR250/Baja 87-94
D58-15-712	Blue	XR250(MD30) 95-02, XR250Baja 95-04
D58-15-713	Red	XR400R 96-06, XR600R 88-00
D58-15-714	Green	CR125/250 81-89, DT125R/200R 88-90
D58-15-715	Yellow	DT230/LANZA 97-00, TTR250/Raid 93-97, YZ125/250 79-88

EXHAUST



CONTROL



TOURING



ELECTRICAL



BODY PARTS



DRIVE



TOOL



TRANSPORT



GARAGE



ACCESSORIES



DRC FORK BOOTS BAND 2 pcs

- Metal clamp for fork boots corresponding to each fork diameter.
- Useful when changing fork boots. It very optimum item for old models that is not easy to get the stock parts. Sold in pairs.

Part #	Inner fork diameter
D58-15-815	For inner tube diameter 35-38mm (36-40mm band inner diameter) SUS304
D58-15-917	For inner tube diameter 41-45mm (41-46mm band inner diameter)
D58-15-919	For outer tube diameter 56-60mm (55-61mm band inner diameter)
D58-15-921	For outer tube diameter 60 to 63mm (58 to 64mm band inner diameter)



DRC STUCK BELT

- Stuck belt easy to pull bikes from front side when the bikes stacks at mud, sand, steep uphill.
- Made of durable strap belts used on DRC tie down belt, for extreme durability.
- Sewn loops are durable than metal fitting type, works great even pulled with powerful force.
- Rubber ring on both side tighten the loop and hold stuck belt position on front fork secure.
- Available 2 length sizes, 580mm regular size and 700mm long size.
- 580mm regular size for standard dirt bikes, including KTM EXC model.
- 700mm long size for dual sport models and dirt bike comes with head light.
- Black belt color.

Part #	Size
D36-15-118	580mm
D36-15-120	700mm



DRC STAINLESS BRAKE PIN SET

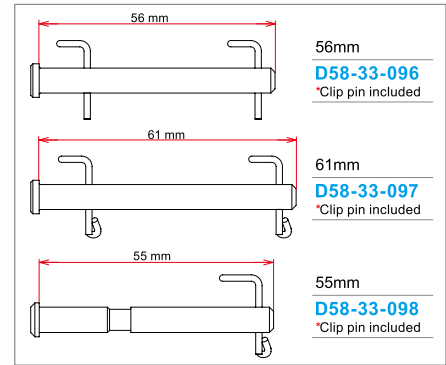
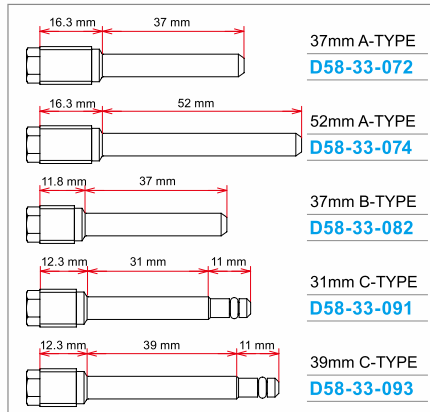
- Features an 8 mm hex head, allowing quick and easy brake pad changes. #1
- Made of SUS304 stainless steel that resists corrosion, heat and galling.
- Comes in a set for each specific configuration.
- Replacement pins are available.

#1 (Excluding D58-33-241,D58-33-242)



CONTENTS LIST

Set Part number	Front	Rear
D58-33-201	37 mm A-TYPE 1 pcs D58-33-072	52 mm A-TYPE 1 pcs D58-33-074
	37 mm A-TYPE 1 pcs D58-33-072	39 mm C-TYPE 1 pcs D58-33-093
D58-33-202	37 mm B-TYPE 1 pcs D58-33-082	52 mm A-TYPE 1 pcs D58-33-074
	-	52 mm A-TYPE 2 pcs D58-33-074
D58-33-231	31 mm C-TYPE 1 pcs D58-33-091	52 mm A-TYPE 1 pcs D58-33-074
	56 mm Front 1 pcs D58-33-096	61 mm Rear 1 pcs D58-33-097
D58-33-241	55 mm 1 pcs D58-33-098	55 mm 1 pcs D58-33-098



Bike	Year	Set	Front	Rear
HONDA				
CR125R	90-01	D58-33-201	D58-33-072	D58-33-074
	02-07	D58-33-202	D58-33-072	D58-33-093
CR250R	90-01	D58-33-201	D58-33-072	D58-33-074
	02-07	D58-33-202	D58-33-072	D58-33-093
CRF250R	04-18	D58-33-202	D58-33-072	D58-33-093
	19-21	D58-33-203	D58-33-091	D58-33-093
CRF250RX	19-21	D58-33-203	D58-33-091	D58-33-093
	02-18	D58-33-202	D58-33-072	D58-33-093
CRF450R	19-21	D58-33-203	D58-33-091	D58-33-093
	17-18	D58-33-202	D58-33-072	D58-33-093
CRF450RX	19-21	D58-33-203	D58-33-091	D58-33-093
	19-20	D58-33-202	D58-33-072	D58-33-093
CRF450L	19-20	D58-33-202	D58-33-072	D58-33-093
	21	D58-33-202	D58-33-072	D58-33-093
CRF450RL	04-17	D58-33-202	D58-33-072	D58-33-093
	05-17	D58-33-202	D58-33-072	D58-33-093
CRF450X	19-21	D58-33-203	D58-33-091	D58-33-093
	19-21	D58-33-202	D58-33-072	D58-33-093
CRM250R/AR	91-98	D58-33-201	D58-33-072	D58-33-074
XR230	05-12	D58-33-201	D58-33-072	D58-33-074
XR250/MOTARD	03-07	D58-33-201	D58-33-072	D58-33-074
SUPER XR/BAJA	95-02	D58-33-201	D58-33-072	D58-33-074
XLR250/BAJA	89-94	D58-33-201	D58-33-072	D58-33-074
XR400MOTARD	05-07	D58-33-201	D58-33-072	D58-33-074
XR400R	95-04	D58-33-201	D58-33-072	D58-33-074
XR600R	89-99	D58-33-201	D58-33-072	D58-33-074
XR650R	00-07	D58-33-201	D58-33-072	D58-33-074
YAMAHA				
YZ125	98-21	D58-33-201	D58-33-072	D58-33-074
YZ250	98-21	D58-33-201	D58-33-072	D58-33-074
YZ250F	01-21	D58-33-201	D58-33-072	D58-33-074
YZ400F	98	D58-33-201	D58-33-072	D58-33-074
YZ426F	00-02	D58-33-201	D58-33-072	D58-33-074
YZ450F	03-21	D58-33-201	D58-33-072	D58-33-074
YZ125X	17-21	D58-33-201	D58-33-072	D58-33-074
YZ250X	16-21	D58-33-201	D58-33-072	D58-33-074
YZ250FX	15-20	D58-33-201	D58-33-072	D58-33-074
YZ450FX	16-21	D58-33-201	D58-33-072	D58-33-074
WR250F	01-20	D58-33-201	D58-33-072	D58-33-074
WR450F	03-21	D58-33-201	D58-33-072	D58-33-074
WR250R	07-20	D58-33-232	D58-33-091	D58-33-074
WR250X	07-17	D58-33-231	D58-33-074	D58-33-074
KAWASAKI				
KX125	95-96	D58-33-201	D58-33-072	D58-33-074
	97-08	D58-33-221	D58-33-082	D58-33-074
KX250	95-96	D58-33-201	D58-33-072	D58-33-074
	97-08	D58-33-221	D58-33-082	D58-33-074
KX250F	04-18	D58-33-221	D58-33-082	D58-33-074
	19-21	D58-33-221	D58-33-082	D58-33-074
KX450F	06-18	D58-33-221	D58-33-082	D58-33-074
	19-21	D58-33-221	D58-33-082	D58-33-074
KX450	19-21	D58-33-221	D58-33-082	D58-33-074
	21	D58-33-221	D58-33-082	D58-33-074
KX450X	21	D58-33-221	D58-33-082	D58-33-074
	21	D58-33-221	D58-33-082	D58-33-074
KLX450R	06-15	D58-33-221	D58-33-082	D58-33-074
KLX250/D-TACKER	98-07	D58-33-201	D58-33-072	D58-33-074

Bike	Year	Set	Front	Rear
SUZUKI				
RM125	99-04	D58-33-201	D58-33-072	D58-33-074
	05-08	D58-33-202	D58-33-072	D58-33-093
RM250	99-04	D58-33-201	D58-33-072	D58-33-074
	05-08	D58-33-202	D58-33-072	D58-33-093
RMZ250	04-06	D58-33-221	D58-33-082	D58-33-074
	07	D58-33-201	D58-33-072	D58-33-074
RMZ450	08-20	D58-33-202	D58-33-072	D58-33-093
	05-07	D58-33-201	D58-33-072	D58-33-074
RMX450Z	08-20	D58-33-202	D58-33-072	D58-33-093
	10-19	D58-33-202	D58-33-072	D58-33-093
RMX250S/R	96-98	D58-33-201	D58-33-072	D58-33-074
DRZ400S/R	00-05	D58-33-201	D58-33-072	D58-33-074
DRZ400SM	04-19	D58-33-202	D58-33-072	D58-33-093
KTM				
125-530 SX/SX-F/EXC/EXC TPI/EXC-F/XC/XC TPI/XC-W/XC-F	00-21	D58-33-241	D58-33-096	D58-33-097
HUSQVARNA				
CR/WR125	07-12	D58-33-241	D58-33-096	D58-33-097
TC250	04-13	D58-33-241	D58-33-096	D58-33-097
TC450	04-10	D58-33-241	D58-33-096	D58-33-097
TC510	05-10	D58-33-241	D58-33-096	D58-33-097
TE250	06-13	D58-33-241	D58-33-096	D58-33-097
TE450	06-10	D58-33-241	D58-33-096	D58-33-097
TE510	06-10	D58-33-241	D58-33-096	D58-33-097
TXC250/450/510	08-10	D58-33-241	D58-33-096	D58-33-097
TC125/250	14-17	D58-33-241	D58-33-096	D58-33-097
TC125/250 <i>breombo type only</i>	18-21	D58-33-241	D58-33-096	D58-33-097
TE125-300/I	14-17	D58-33-241	D58-33-096	D58-33-097
FC250-450	18-21	D58-33-242	D58-33-098	D58-33-098
FC250-450 <i>breombo type only</i>	14-17	D58-33-241	D58-33-096	D58-33-097
FE250-501	14-17	D58-33-241	D58-33-096	D58-33-097
TX125	18-21	D58-33-242	D58-33-098	D58-33-098
	17	D58-33-241	D58-33-096	D58-33-097
TX300/I	18-19	D58-33-242	D58-33-098	D58-33-098
	17	D58-33-241	D58-33-096	D58-33-097
FX350/450	18-21	D58-33-242	D58-33-098	D58-33-098
	17	D58-33-241	D58-33-096	D58-33-097

Replacement

DRC BRAKE PIN CLIP SET breombo

Part #	Front pin	Rear pin
D58-33-095	2pcs	2pcs



DRC BRAKE PIN CLIP SET magura

Part #	Front pin	Rear pin
D58-33-099	1pcs	1pcs



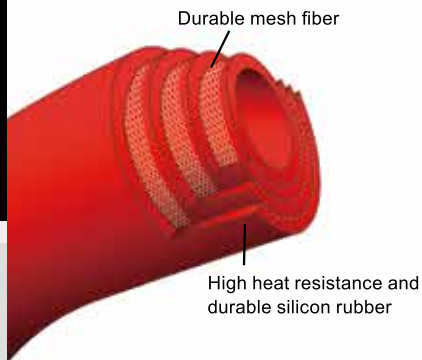
DRC BRAKE SAVER

- Prevents brake pedal from catching on berms, branches and rocks.
- Available colors: Black, Blue and Red.

Part #	Color
D58-19-100	Black
D58-19-101	Blue
D58-19-103	Red

DRC
RADIATOR HOSE

- Durable silicone radiator hose for dirt bikes.
- Available for MX, ED racers and street dirt bikes.
- Smooth inner surface allows for increased coolant flow.
- Available in red, blue and orange colors.



Bike	Year	Red	Blue	Hose qty
HONDA				
CRF250R	14-15	D47-01-063	-	5
	16-17	D47-01-033	-	5
	18-21	D47-01-153	-	4
CRF450R	15-16	D47-01-103	-	6
	17-20	D47-01-023	-	4
CRF250RX	19-20	D47-01-153	-	4
CRF450RX	20	D47-01-023	-	4
CRF450L	19-20	D47-01-173	-	5
CRF450RL	21	D47-01-173	-	5
CRM250R	94-96	D47-01-113	-	4
CRF250L/M	12-20	D47-01-143	-	2
CRF250RALLY	17-20	D47-01-143	-	2
YAMAHA				
YZ85	02-18	-	D47-01-602	2
	19-21	-	D47-01-612	2
YZ125	05-21	-	D47-01-782	4
YZ250	05-21	-	D47-01-792	4
YZ250F	14-18	-	D47-01-662	4
	19-21	-	D47-01-672	4
YZ450F	14-17	-	D47-01-702	4
	18-20	-	D47-01-732	4
YZ125X	17-21	-	D47-01-782	4
YZ250X	16-21	-	D47-01-792	4
YZ250FX	15-19	-	D47-01-752	4
	20	-	D47-01-672	4
WR250F	15-19	-	D47-01-752	4
WR250R/X	07-20	D47-01-723	D47-01-722	3
KAWASAKI				
KX85	01-13	-	D47-01-212	3
	14-21	D47-01-223	D47-01-222	3
KX100	14-21	D47-01-223	D47-01-222	3
KX250	05-08	-	D47-01-392	4
	09-16	-	D47-01-242	5
KX250F	17-18	-	D47-01-252	4
	19	-	D47-01-252	4
KX250	20	-	D47-01-262	5
	09-15	-	D47-01-282	6
KX450F	16-18	-	D47-01-292	6
	19-20	-	D47-01-302	6
KLX250/D-TRACKER	93-07	D47-01-313	-	5
KLX250/D-TRACKER X	08-20	D47-01-323	D47-01-322	4
SUZUKI				
RM250	01-08	D47-01-593	D47-01-592	3
	07-09	D47-01-443	-	5
	10	D47-01-453	-	3
RMZ250	11-12	D47-01-463	-	5
	13-18	D47-01-473	-	6
	19-20	D47-01-512	-	4
RMZ450	18-19	-	D47-01-502	5
DRZ400S/SM	00-17	D47-01-523	D47-01-522	3

Bike	Year	Red	Blue	Hose qty
HUSQVARNA				
WR250/300	06-10	D47-02-193	-	4
TE,SMR250	10-11	D47-02-053	-	3
TC250,TXC250	10-11	D47-02-063	-	4
SMS/TE630	10-11	D47-02-213	-	6
TC85	14-17	-	D47-01-812	2
TC250	17-18	-	D47-01-993	3
	19-21	-	D47-02-010	3
TC300	17	-	D47-01-993	3
	14-15	-	D47-01-952	2
FC250	16-18	-	-	3
	19-21	-	D47-02-020	2
FC350	14-15	-	D47-01-952	2
	16-18	-	-	3
	19-21	-	D47-02-020	2
FC450	14-15	-	D47-01-872	3
	16-18	-	D47-01-873	3
	19-21	-	D47-02-030	3
GASGAS				
EC200/250/300	07-10	D47-02-233	-	4
APRILIA				
RXV 450/550	06-11	D47-02-633	-	4
SXV 450/550	06-11	D47-02-633	-	4
TM				
MX,EN,SMR/M 250F/450F/530F	05-11	-	D47-02-462	4

Bike	Year	Orange	Hose qty
KTM			
65SX	02-08	D47-01-807	3
	09-15	D47-01-827	2
	16-19	D47-01-828	2
85SX	04-12	D47-01-817	2
	13-17	D47-01-818	2
150SX	19-21	D47-01-910	3
250XC	11-16	D47-01-998	3
300XC	11-16	D47-01-998	3
250SX-F	08-10	D47-01-837	3
	11-12	D47-01-847	3
	16-18	D47-01-958	3
350SX-F	19-21	D47-01-920	2
	16-18	D47-01-958	3
	19-21	D47-01-920	2
450SX-F	11-12	D47-01-877	3
	13-15	D47-01-878	3
	16-18	D47-01-879	3
450SMR	19-21	D47-01-930	3
450SMR	08-09	D47-01-867	3



DRC
RADIATOR CAP

- High pressure radiator cap for racing use.
- High pressure of 1.6 kgf / cm² increases coolant's boiling point.
- Prevents the boiling and vaporization of the coolant during hard riding.
- Protects your engine from overheating.

Part #
D47-31-016



EXHAUST

CONTROL

TOURING

ELECTRICAL

BODY PARTS

DRIVE

TOOL

TRANSPORT

GARAGE

ACCESSORIES



DURA LIGHT Type



DURA STD Type

DRC
DURA FRONT SPROCKET

- Front sprocket available from DRC, made of durable SCM 420 steel.
- Great looking black zinc finish for corrosion resistance.
- Front sprockets available for most dirt bikes.
- Lighter front sprocket design available for recent racing models.

DURA LIGHT Type

** Enter tooth number to complete part number when ordering.

Bike	Year	Size	Part#	Tooth
HONDA				
CR125R	04-07	520	D331-549-**L	13
CR250R	88-07	520	D331-539-**L	13
CR500R	88-01	520	D331-539-**L	13
CRF150R	07-21	420	D331-307-**L	15
CRF250R	04-17	520	D331-549-**L	13
CRF450R	02-21	520	D331-539-**L	13
CRF450RX	17-20	520	D331-539-**L	13
CRF250X	04-17	520	D331-549-**L	13
CRF450X	05-17	520	D331-539-**L	13
TRX450	04-05	520	D331-539-**L	13
YAMAHA				
MX90	74-75	428	D331-404-**L	13,14
MX/YZ125	74-76	428	D331-404-**L	13,14
YZ60	81-84	420	D331-304-**L	13,14
YZ80	81-01	428	D331-404-**L	13,14
YZ85	02-21	428	D331-412-**L	14
YZ125	05-21	520	D331-548-**L	13
YZ250	99-21	520	D331-530-**L	13
YZ250F	01-21	520	D331-548-**L	13
YZ400F	98-99	520	D331-530-**L	13
YZ426F	00-02	520	D331-530-**L	13
YZ450F	03-21	520	D331-530-**L	13
YZ125X	17-21	520	D331-548-**L	13
YZ250X	16-21	520	D331-530-**L	13
YZ250FX	15-20	520	D331-548-**L	13
YZ450FX	16-21	520	D331-530-**L	13
WR250F	01-20	520	D331-548-**L	13
WR250R/X	07-20	520	D331-548-**L	13
WR250Z	99-02	520	D331-530-**L	13
WR400F	98-99	520	D331-530-**L	13
WR426F	00-02	520	D331-530-**L	13
WR450F	03-21	520	D331-530-**L	13
AT1/AT125	70	428	D331-404-**L	13,14
CT1/CT175	70	428	D331-404-**L	13,14
DT1/DT250	68-78	520	D331-530-**L	13
DT125	74-81	428	D331-404-**L	13,14
DT125R	88-98	428	D331-412-**L	14
DT200R	88-90	428	D331-412-**L	14
DT230LANZA	97-98	428	D331-412-**L	14
DT400	75-	520	D331-530-**L	13
DT50LW(17W)	82-96	420	D331-304-**L	13,14
DT90	74-76	428	D331-404-**L	13,14
HT1/HT90	70	428	D331-404-**L	13,14
PW80	83-06	420	D331-304-**L	13,14
RT1/RT360/DT360	69-74	520	D331-530-**L	13
TDR125	89-	428	D331-412-**L	14
TDR250	91	520	D331-530-**L	13
TT500	76	520	D331-530-**L	13
TTR50	06-17	420	D331-304-**L	13,14
TTR90	00-07	420	D331-304-**L	13,14
TTR110	08-17	420	D331-304-**L	13,14
TY125	76-89	428	D331-404-**L	13,14
TY175	77-80	428	D331-404-**L	13,14
TA125	73-74	428	D331-404-**L	13,14
KAWASAKI				
KX60	83-00	420	D331-304-**L	13,14
KX65	00-21	420	D331-304-**L	13,14
KX80/85/100	79-21	420	D331-304-**L	13,14
KX250	99-08	520	D331-530-**L	13
KX250F	06-18	520	D331-547-**L	13
KX250	19-21	520	D331-547-**L	13
KX250X	21	520	D331-547-**L	13
KX450F	06-18	520	D331-530-**L	13
KX450	19-20	520	D331-530-**L	13
KX450X	21	520	D331-530-**L	13
KLX450R	08-09	520	D331-530-**L	13
NINJA650/R	09-16	520	D331-530-**L	13

Bike	Year	Size	Part#	Tooth
SUZUKI				
RM80	82-01	428	D331-404-**L	13,14
RM85	02-19	428	D331-404-**L	13,14
RM125	75	428	D331-404-**L	13,14
RMZ250	13-15	520	D331-524-**L	13
RMZ450	13-14	520	D331-541-**L	13
RMX450Z	10-17	520	D331-541-**L	13
RA125	84	428	D331-404-**L	13,14
TM125	73-75	428	D331-404-**L	13,14
TS90	70	428	D331-404-**L	13,14
TS125	71-81	428	D331-404-**L	13,14
LT80	87-88	428	D331-404-**L	13,14
RV125	73-74	428	D331-404-**L	13,14
KTM				
85SX	03-17	428	D331-411-**L	14
125SX	98-21	520	D331-537-**L	13,14
150SX	09-21	520	D331-537-**L	13,14
250SX	94-21	520	D331-537-**L	13,14
250SX-F	06-21	520	D331-537-**L	13,14
350SX-F	11-21	520	D331-537-**L	13,14
450SX-F	07-21	520	D331-537-**L	13,14
125EXC	96-16	520	D331-537-**L	13,14
200EXC	97-16	520	D331-537-**L	13,14
250EXC/TPI	97-21	520	D331-537-**L	13,14
300EXC/TPI	96-21	520	D331-537-**L	13,14
250EXC-F	06-21	520	D331-537-**L	13,14
350EXC-F	12-21	520	D331-537-**L	13,14
450EXC/F	03-21	520	D331-537-**L	13,14
500EXC/F	12-21	520	D331-537-**L	13,14
530EXC	08-11	520	D331-537-**L	13,14
150XC	10-14	520	D331-537-**L	13,14
250XC	06-21	520	D331-537-**L	13,14
300XC	06-21	520	D331-537-**L	13,14
250XC-F	07-21	520	D331-537-**L	13,14
350XC-F	11-21	520	D331-537-**L	13,14
450XC-F	08-21	520	D331-537-**L	13,14
125XC-W	17-18	520	D331-537-**L	13,14
150XC-W	17-21	520	D331-537-**L	13,14
200XC-W	06-16	520	D331-537-**L	13,14
250XC-W	06-21	520	D331-537-**L	13,14
300XC-W	06-21	520	D331-537-**L	13,14
250XCF-W	06-16	520	D331-537-**L	13,14
350XCF-W	12-21	520	D331-537-**L	13,14
450XC-W	07-16	520	D331-537-**L	13,14
500XC-W	12-16	520	D331-537-**L	13,14
530XC-W	09-10	520	D331-537-**L	13,14
FREERIDE250F	18-19	520	D331-537-**L	13,14
FREERIDE250R	14-17	520	D331-537-**L	13,14
FREERIDE350	12-17	520	D331-537-**L	13,14
HUSQVARNA				
TC85	14-17	428	D331-411-**L	14
TC125	14-21	520	D331-537-**L	13,14
TC250	14-21	520	D331-537-**L	13,14
FC250	14-21	520	D331-537-**L	13,14
FC350	14-21	520	D331-537-**L	13,14
FC450	14-21	520	D331-537-**L	13,14
TE125	14-16	520	D331-537-**L	13,14
TE150/I	17-21	520	D331-537-**L	13,14
TE250/I	14-21	520	D331-537-**L	13,14
TE300/I	14-21	520	D331-537-**L	13,14
FE250	14-21	520	D331-537-**L	13,14
FE350	14-21	520	D331-537-**L	13,14
FE450	14-21	520	D331-537-**L	13,14
FE501	14-21	520	D331-537-**L	13,14
TX125	17-19	520	D331-537-**L	13,14
TX300/I	17-21	520	D331-537-**L	13,14
FX350	17-21	520	D331-537-**L	13,14
FX450	17-21	520	D331-537-**L	13,14
GASGAS				
GASGAS200/250/350/400/450	97-13	520	D331-536-**L	13



** Enter tooth number to complete part number when ordering.

Table with 5 columns: Bike, Year, Size, Part#, Tooth. Contains Honda and Yamaha parts. Includes categories like Exhaust, Control, Touring, Electrical, Body Parts, Drive, Tool, Transport, Garage, Accessories.

Table with 5 columns: Bike, Year, Size, Part#, Tooth. Contains Yamaha parts.



EXHAUST



CONTROL



TOURING



ELECTRICAL



BODY PARTS



DRIVE



TOOL



TRANSPORT



GARAGE



ACCESSORIES



** Enter tooth number to complete part number when ordering.

Bike	Year	Size	Part#	Tooth
KAWASAKI				
KX60	83-00	420	D331-304**	12,13,14,15
KX65	00-21	420	D331-304**	12,13,14,15
KX80/85/100	79-21	420	D331-304**	12,13,14,15
KX125	80-93	520	D331-501**	12,13
KX125	94-08	520	D331-509**	12,13,14,15
KX250	74-86	520	D331-514**	13,14
KX250	87-98	520	D331-513**	13,14,15,16
KX250	99-08	520	D331-530**	12,13,14
KX420	80-82	520	D331-514**	13,14
KX500	83-86	520	D331-514**	13,14
KX500	87-04	520	D331-513**	13,14,15,16
KX250F	04-05	520	D331-520**	13
KX250F	06-18	520	D331-547**	12,13,14
KX250	19-21	520	D331-547**	12,13,14
KX250X	21	520	D331-547**	12,13,14
KX450F	06-18	520	D331-530**	12,13,14
KX450	19-20	520	D331-530**	12,13,14
KX450X	21	520	D331-530**	12,13,14
KLX450R	08-09	520	D331-530**	12,13,14
125TR	71-73	428	D331-406**	13,14,15,16
175TR	71-73	428	D331-406**	13,14,15,16
250TR (F11) 520COMBART	73-76	520	D331-517**	15
250TR	02-14	520	D331-533**	14,15
350TR(F5) 520COMBART	71	520	D331-517**	15
AE50/80	81	420	D331-302**	13,14,15
D-TRACKER125	10-16	428	D331-416**	13,14
D-TRACKER/X	01-16	520	D331-532**	13,14,15
KD125	75-79	428	D331-406**	13,14,15,16
KD175	76-79	428	D331-406**	13,14,15,16
KDX125SR	90-99	428	D331-405**	13,14,15,16
KDX175	79-82	520	D331-501**	12,13
KDX200	83	520	D331-501**	12,13
KDX200	84-88	520	D331-513**	13,14,15,16
KDX200R	89-93	520	D331-513**	13,14,15,16
KDX200SR	89-93	520	D331-513**	13,14,15,16
KDX220R	94-05	520	D331-513**	13,14,15,16
KDX220SR	94-99	520	D331-513**	13,14,15,16
KDX250	82-85	520	D331-514**	13,14
KDX250R	91-94	520	D331-513**	13,14,15,16
KDX250SR	91-94	520	D331-513**	13,14,15,16
KDX400	79	520	D331-514**	13,14
KDX420	80-81	520	D331-514**	13,14
KDX450	82	520	D331-514**	13,14
KL250	79-83	520	D331-513**	13,14,15,16
KLE250	93-95	520	D331-533**	14,15
KLE400	91-99	520	D331-533**	14,15
KLE500	01-07	520	D331-533**	14,15
KLR250	84-05	520	D331-533**	14,15
KLR600	84-86	520	D331-533**	14,15
KLR650R	89-17	520	D331-533**	14,15
KLT200	80-84	520	D331-514**	13,14
KLT250	82-84	520	D331-514**	13,14
KLX110	02-17	420	D331-302**	13,14,15
KLX125	10-16	428	D331-416**	13,14
KLX150BF	16	428	D331-416**	13,14
KLX230	20	520	D331-532**	13,14,15
KLX230R	20	520	D331-532**	13,14,15
KLX250	01-16	520	D331-532**	13,14,15
KLX250R	93-00	520	D331-513**	13,14,15,16
KLX250SR/ES	93-00	520	D331-513**	13,14,15,16
KLX300R	96-07	520	D331-513**	13,14,15,16
KMX125	86-89	428	D331-405**	13,14,15,16
KMX200	87-91	428	D331-405**	13,14,15,16
SUPER SHERPA	97-09	520	D331-513**	13,14,15,16
KXT250	84-86	520	D331-514**	13,14
A1 520COMBART	69	520	D331-517**	15
250SS 520COMBART	72	520	D331-517**	15
AR50	81	420	D331-302**	13,14,15
AR80	81	420	D331-302**	13,14,15
BJ250	520	520	D331-533**	14,15
CS250	85	520	D331-533**	14,15
EN500	96-00	520	D331-533**	14,15
EX500	520	520	D331-533**	14,15
GPX400R	520	520	D331-533**	14,15
GPZ400R	520	520	D331-533**	14,15
GPZ550	520	520	D331-533**	14,15
KH250 520COMBART	75-82	520	D331-517**	15
KR-1	88	520	D331-533**	14,15
KV75	75	420	D331-301**	12,13,14,15
NINJA250/R	08-17	520	D331-532**	13,14,15
NINJA250SL	15-16	520	D331-532**	13,14,15
NINJA650/R	09-16	520	D331-530**	12,13,14
Z250	13-17	520	D331-532**	13,14,15
Z250SL	16-17	520	D331-532**	13,14,15
ZX-6R	03-06	520	D331-529**	14,15
ZXR400	520	520	D331-533**	14,15
HUSQVARN				
CR125/WR125	98-08	520	D331-553**	13
HUSKY TE250/350/400/510/610	90-08	520	D331-551**	12,13,14,15,16
HUSKY WR250	00-08	520	D331-551**	12,13,14,15,16
HUSKY WR360	00-08	520	D331-551**	12,13,14,15,16
TC65	17-21	420	D331-306**	12,13,14
TC85	14-17	428	D331-411**	13,14
TC125	14-21	520	D331-537**	12,13,14,15
TC250	14-21	520	D331-537**	12,13,14,15
FC250	14-21	520	D331-537**	12,13,14,15
FC350	14-21	520	D331-537**	12,13,14,15
FC450	14-21	520	D331-537**	12,13,14,15
TE125	14-16	520	D331-537**	12,13,14,15
TE150/I	17-21	520	D331-537**	12,13,14,15
TE250/I	14-21	520	D331-537**	12,13,14,15
TE300/I	14-21	520	D331-537**	12,13,14,15
FE250	14-21	520	D331-537**	12,13,14,15
FE350	14-21	520	D331-537**	12,13,14,15
FE450	14-21	520	D331-537**	12,13,14,15
FE501	14-21	520	D331-537**	12,13,14,15
TX125	17-19	520	D331-537**	12,13,14,15
TX300/I	17-21	520	D331-537**	12,13,14,15
FX350	17-21	520	D331-537**	12,13,14,15
FX450	17-21	520	D331-537**	12,13,14,15
701 ENDURO	16-20	520	D331-538**	14,15,16
701SUPER MOTO	16-20	520	D331-538**	14,15,16
GASGAS				
GASGAS125EC	03-14	520	D331-535**	12,13,14,15
GASGAS200/250/350/400/450	97-13	520	D331-536**	13

Bike	Year	Size	Part#	Tooth
SUZUKI				
RM80	77-81	428	D331-401**	13,14
RM80	82-01	428	D331-404**	13,14,15
RM85	02-19	428	D331-404**	13,14,15
RM125	75	428	D331-404**	13,14,15
RM125 520COMBART	75-79	520	D331-544**	12,13
RM125	76-79	428	D331-414**	13,14
RM125	80-08	520	D331-544**	12,13
RM250	75-81	520	D331-552**	13,14,15
RM250	82-08	520	D331-523**	12,13,14,15
RMZ250	04-06	520	D331-520**	13
RMZ250	07-12	520	D331-544**	12,13
RMZ250	13-15	520	D331-524**	13,14
RMZ450	05-12	520	D331-540**	13,14
RMZ450	13-14	520	D331-541**	13,14
RMX450Z	10-17	520	D331-541**	13,14
250SB	02-06	520	D331-532**	13,14,15
DF125	97	428	D331-413**	14,15,16
DF200	97	520	D331-525**	14,15
DJEBEL125	93	428	D331-413**	14,15,16
DJEBEL200	93-04	520	D331-525**	14,15
DJEBEL250	96	520	D331-523**	12,13,14,15
DR/SP250	82-85	520	D331-526**	13,14
DR/SP370	78-82	520	D331-526**	13,14
DR125S	80-85	428	D331-414**	13,14
DR250R	95-00	520	D331-523**	12,13,14,15
DR250S/350S	90-93	520	D331-523**	12,13,14,15
DR400	79-80	520	D331-526**	13,14
DR500	81-83	520	D331-526**	13,14
DR600	85-89	520	D331-516**	16
DR650RSE	90-95	520	D331-516**	16
DR750	88-89	520	D331-517**	15
DR800	88-93	520	D331-517**	15
DRZ70	08-17	428	D331-401**	13,14
DRZ125	03-16	428	D331-413**	14,15,16
DRZ400R/E/S/SM	00-17	520	D331-523**	12,13,14,15
JR50	80	420	D331-301**	12,13,14,15
JR80	82-04	428	D331-401**	13,14
OM50	76	420	D331-301**	12,13,14,15
PE250	78-82	520	D331-552**	13,14,15
PE400	80-81	520	D331-552**	13,14,15
RA125	84	428	D331-404**	13,14,15
RH250-88	88	520	D331-523**	12,13,14,15
RMX250R	89-98	520	D331-523**	12,13,14,15
RMX250S	92-98	520	D331-523**	12,13,14,15
SP400	79-80	520	D331-526**	13,14
SP500	81-83	520	D331-526**	13,14
SX125	85	428	D331-413**	14,15,16
SX200	85	520	D331-523**	12,13,14,15
TM125	73-75	428	D331-404**	13,14,15
TM250 520COMBART	72-75	520	D331-509**	12,13,14,15
TM400 520COMBART	71-75	520	D331-509**	12,13,14,15
TS50	79-82	420	D331-301**	12,13,14,15
TS50W	83-95	420	D331-305**	12,13,14
TM75	74	420	D331-301**	12,13,14,15
TS90	70	428	D331-404**	13,14,15
TS125	71-81	428	D331-404**	13,14,15
TS125R 520COMBART	89	520	D331-502**	14
TS125R	89-97	428	D331-405**	13,14,15,16
TS200R	89-96	520	D331-502**	14
TS250 520COMBART				



DRC
DURA REAR SPROCKET 

- Made of durable heat treated steel that is stronger and longer lasting than aluminum sprockets.
- The best balanced, durable and light weight design. 30% lighter than standard steel sprockets available on the market.
- Precision laser cut for the lightest steel sprocket design.

EXHAUST



CONTROL



TOURING



ELECTRICAL



BODY PARTS



DRIVE



TOOL



TRANSPORT



GARAGE



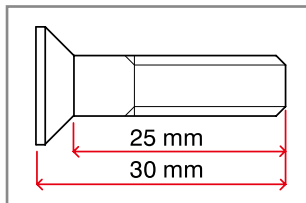
ACCESSORIES



DRC
SPROCKET BOLT / NUT SET

- Sprocket mounting hardware.
- Kit includes 6, 8 mm tapered bolts, 6 washers and 6 locking nuts.
- Can be used for most dirt bikes.

Part #	Bolt Size
D58-32-282	M8 x 25 mm



DRC
CHAIN ROLLER

- More durable than stock
- Available in 3 diameter sizes.
- Colors available: black, blue and red.

S size (32 mm)		L size (42 mm)	
Part #	Color	Part #	Color
D47-41-341	Black	D47-41-441	Black
D47-41-342	Blue	D47-41-442	Blue
D47-41-343	Red	D47-41-443	Red

M size (36 mm)

Part #	Color		
D47-41-641	Black	Upper	CR125R/250R 04- CRF250R/XCRF450R/X 04- KX250F/450F 07- KLX450R 08-
D47-41-642	Blue		
D47-41-643	Red		
		Lower	CR125R/250R 05- CRF250R 05- CRF450R/X 05- KX250F/450F 07- KLX450R 08-





** Enter tooth number to complete part number when ordering.

Bike	Year	Size	Part number	Tooth
HONDA				
CR80R/85R	85-07	420	D34-01-0**	46,47,48,49,50,51,55,56,57
CRF150R	07-21	420	D34-01-0**	46,47,48,49,50,51,55,56,57
CRF100F/XR100R	91-12	428	D34-05-0**	49,50,51
CRF125F	14-21	428	D34-05-0**	49,50,51
CR125R/250R	87-07	520	D34-02-0**	39,40,41,42,43,44,45,46,47,48,49,50,51,52,53
CRF150F/230F	03-19	520	D34-02-0**	39,40,41,42,43,44,45,46,47,48,49,50,51,52,53
CRF250F	19-21	520	D34-02-0**	39,40,41,42,43,44,45,46,47,48,49,50,51,52,53
CRF250R	04-21	520	D34-02-0**	39,40,41,42,43,44,45,46,47,48,49,50,51,52,53
CRF450R	02-20	520	D34-02-0**	39,40,41,42,43,44,45,46,47,48,49,50,51,52,53
CRF250RX	19-21	520	D34-02-0**	39,40,41,42,43,44,45,46,47,48,49,50,51,52,53
CRF450RX	17-20	520	D34-02-0**	39,40,41,42,43,44,45,46,47,48,49,50,51,52,53
CRF450L	19-20	520	D34-02-0**	39,40,41,42,43,44,45,46,47,48,49,50,51,52,53
CRF450RL	21	520	D34-02-0**	39,40,41,42,43,44,45,46,47,48,49,50,51,52,53
CRF250X/450X	04-21	520	D34-02-0**	39,40,41,42,43,44,45,46,47,48,49,50,51,52,53
XR250R(ME06)	90-95	520	D34-03-0**	39,40,42,44,45,46,48
XR250R(ME08) XR400R	96-05	520	D34-02-0**	39,40,41,42,43,44,45,46,47,48,49,50,51,52,53
XR600R, XR650L	91-20	520	D34-03-0**	39,40,42,44,45,46,48
XR650R	00-07	520	D34-02-0**	39,40,41,42,43,44,45,46,47,48,49,50,51,52,53
CRM50/80	88-97	420	D34-01-0**	46,47,48,49,50,51,55,56,57
CROSS CUB110	18-21	428	D34-06-0**	35,37
SL230	97-04	520	D34-02-0**	39,40,41,42,43,44,45,46,47,48,49,50,51,52,53
XR230	05-12	520	D34-02-0**	39,40,41,42,43,44,45,46,47,48,49,50,51,52,53
XR250/BAJA/MOTARD (MD30)	95-07	520	D34-02-0**	39,40,41,42,43,44,45,46,47,48,49,50,51,52,53
CRF250L/M	12-20	520	D34-03-0**	39,40,42,44,45,46,48
CRF250RALLY	17-20	520	D34-03-0**	39,40,42,44,45,46,48
CRM250R	89-96	520	D34-03-0**	39,40,42,44,45,46,48
CRM250AR	97-98	520	D34-02-0**	39,40,41,42,43,44,45,46,47,48,49,50,51,52,53
SUPER CUB110	18-20	428	D34-06-0**	35,37
YAMAHA				
YZ80/85	93-21	428	D34-31-0**	46,47,48,49,50,51,52,53
	85-98	520	D34-51-0**	44,45,46,47,48,49,50,51
YZ125/250	99-21	520	D34-52-0**	42,43,44,45,46,47,48,49,50,51,52
YZZ250F	01-21	520	D34-52-0**	42,43,44,45,46,47,48,49,50,51,52
YZ400-450F	99-21	520	D34-52-0**	42,43,44,45,46,47,48,49,50,51,52
YZ125X	17-21	520	D34-52-0**	42,43,44,45,46,47,48,49,50,51,52
YZZ250X	16-21	520	D34-52-0**	42,43,44,45,46,47,48,49,50,51,52
YZZ250FX	15-20	520	D34-52-0**	42,43,44,45,46,47,48,49,50,51,52
YZ450FX	16-21	520	D34-52-0**	42,43,44,45,46,47,48,49,50,51,52
WR250F	01-20	520	D34-52-0**	42,43,44,45,46,47,48,49,50,51,52
WR400F-450F	99-21	520	D34-52-0**	42,43,44,45,46,47,48,49,50,51,52
WR250	89-01	520	D34-51-0**	44,45,46,47,48,49,50,51
TD50/80	88-	428	D34-53-0**	49,54
TTR125	02-17	428	D34-53-0**	49,54
XTZ125	03-17	428	D34-53-0**	49,54
DT125R	-87	428	D34-53-0**	49,54
DT125R/200R DT230LANZA	88-	428	D34-54-0**	53,55,57
DT125R/200R DT230LANZA(428-520COMBART)	#1 88-	520	D34-51-0**	44,45,46,47,48,49,50,51
DT200WR	#1 91-94	520	D34-51-0**	44,45,46,47,48,49,50,51
SEROW225W/WE	93-99	428	D34-55-0**	45,48,50
SEROW225WE	#3 00-04	428	D34-55-0**	45,48,50
SEROW250	#3 05-20	428	D34-55-0**	45,48,50
TRICKER	#3 04-18	428	D34-55-0**	45,48,50
TT250R	#1 93-97	520	D34-51-0**	44,45,46,47,48,49,50,51
TT250R RAID	94-96	428	D34-54-0**	53,55,57
TT250R RAID (428-520COMBART)	#1 94-96	520	D34-51-0**	44,45,46,47,48,49,50,51
WR250R/X	#1 07-20	520	D34-52-0**	42,43,44,45,46,47,48,49,50,51,52
XT250	08-20	428	D34-55-0**	45,48,50
KAWASAKI				
KX65	01-21	420	D34-20-0**	46,47,48
KX80/85/100	90-21	420	D34-22-0**	49,50,51,52
KX125/250	90-08	520	D34-24-0**	39,40,41,42,43,44,45,46,47,48,49,50,51,52,53
KX250F	04-18	520	D34-24-0**	39,40,41,42,43,44,45,46,47,48,49,50,51,52,53
KX250	19-21	520	D34-24-0**	39,40,41,42,43,44,45,46,47,48,49,50,51,52,53
KX450F	06-18	520	D34-24-0**	39,40,41,42,43,44,45,46,47,48,49,50,51,52,53
KX450	19-20	520	D34-24-0**	39,40,41,42,43,44,45,46,47,48,49,50,51,52,53
KLX450R	08-15	520	D34-24-0**	39,40,41,42,43,44,45,46,47,48,49,50,51,52,53
KX250X	21	520	D34-24-0**	39,40,41,42,43,44,45,46,47,48,49,50,51,52,53
KX450X	21	520	D34-24-0**	39,40,41,42,43,44,45,46,47,48,49,50,51,52,53
KLX125/D-TRACKER125	10-16	428	D34-25-0**	44,47,49
KLX150BF	16	428	D34-25-0**	44,47,49
KLX150S	09-13	428	D34-25-0**	44,47,49
KLX230	20	520	D34-24-0**	39,40,41,42,43,44,45,46,47,48,49,50,51,52,53
KLX230R	20-21	520	D34-24-0**	39,40,41,42,43,44,45,46,47,48,49,50,51,52,53
KDX125SR	90-99	428	D34-26-0**	50,52,54
KDX125SR (428-520COMBART)	90-99	520	D34-24-0**	39,40,41,42,43,44,45,46,47,48,49,50,51,52,53
KDX200-250R/SR	89-	520	D34-24-0**	39,40,41,42,43,44,45,46,47,48,49,50,51,52,53
KLX250/300R/SR/ES	93-20	520	D34-24-0**	39,40,41,42,43,44,45,46,47,48,49,50,51,52,53
D-TRACKER	98-16	520	D34-24-0**	39,40,41,42,43,44,45,46,47,48,49,50,51,52,53
SUZUKI				
RM80/85	89-20	428	D34-31-0**	46,47,48,49,50,51,52,53
RM125/250	89-08	520	D34-32-0**	40,41,42,43,44,45,46,47,48,49,50,51,52
RM-Z250	04-06	520	D34-24-0**	39,40,41,42,43,44,45,46,47,48,49,50,51,52,53
	07-20	520	D34-32-0**	40,41,42,43,44,45,46,47,48,49,50,51,52
RM-Z450	05-20	520	D34-32-0**	40,41,42,43,44,45,46,47,48,49,50,51,52
RMX450Z	10-17	520	D34-32-0**	40,41,42,43,44,45,46,47,48,49,50,51,52
TS125R (428-520COMBART)	90-96	520	D34-32-0**	40,41,42,43,44,45,46,47,48,49,50,51,52
TS200R	89-	520	D34-32-0**	40,41,42,43,44,45,46,47,48,49,50,51,52
SX125R, DJEBEL125, DF125, DR125 (428-520COMBART)		520	D34-36-0**	45
SX200R, DJEBEL200, DF200, DR200SE		520	D34-36-0**	45
RMX250S/R	89-98	520	D34-32-0**	40,41,42,43,44,45,46,47,48,49,50,51,52
DR250S/DJEBEL250	90-94	520	D34-33-0**	41,42,43,44,45,46,47,48,49,50,51,52
DR250R/DJEBEL250XC	95-08	520	D34-32-0**	40,41,42,43,44,45,46,47,48,49,50,51,52
DRZ400R	00-05	520	D34-32-0**	40,41,42,43,44,45,46,47,48,49,50,51,52
	00-03	520	D34-32-0**	40,41,42,43,44,45,46,47,48,49,50,51,52
DRZ400S(JAPAN)	04-09	520	D34-33-0**	41,42,43,44,45,46,47,48,49,50,51,52
DRZ400S(US)	00-19	520	D34-32-0**	40,41,42,43,44,45,46,47,48,49,50,51,52
DRZ400SM(JAPAN)	#2 05-09	520	D34-33-0**	41,42,43,44,45,46,47,48,49,50,51,52
DRZ400SM(US)	05-19	520	D34-32-0**	40,41,42,43,44,45,46,47,48,49,50,51,52
K T M				
85SX	03-21	428	D34-77-0**	46,47,48,49,50
125-690 SX/SXF/EXC/EXC-F/EXC-R/XC/XCW/SMR	91-21	520	D34-75-0**	38,39,40,41,42,43,44,45,46,47,48,49,50,51,52
HUSABERG				
350-650 FC/FE/FS	00-08	520	D34-75-0**	38,39,40,41,42,43,44,45,46,47,48,49,50,51,52
HUSQVARNA				
WR/CR/TE/TC/TXC/SM/SMR 125-610	90-08	520	D34-33-0**	41,42,43,44,45,46,47,48,49,50,51,52
TC85	14-21	428	D34-77-0**	46,47,48,49,50
TC/TE/FC/FE/TX/FX 125-501	14-21	520	D34-75-0**	38,39,40,41,42,43,44,45,46,47,48,49,50,51,52
701ENDURO	16-21	520	D34-75-0**	38,39,40,41,42,43,44,45,46,47,48,49,50,51,52
GAS GAS				
125-515cc (EC/FSR MC SM)	97-08	520	D34-33-0**	41,42,43,44,45,46,47,48,49,50,51,52

#1DRC Tapered bolts and nuts set are required for fitting. #2 Singapore and Japan models use. #3 D34-90-101 SPROCKET ADAPTER are required for fitting.

EXHAUST



CONTROL



TOURING



ELECTRICAL



BODY PARTS



DRIVE



TOOL



TRANSPORT



GARAGE



ACCESSORIES



DRC PRO SPOKE WRENCH

- Interchangeable tips to fit 8 sizes of spoke nipples.
- Main shaft is CNC precision machined from 7000 grade aluminum and designed for optimum grip.
- Tips are made of heat treated steel for strength.
- Available in 3 hard anodized colors.
- Standard and mini sizes available.

Tips Size 5.6 - 7.0 (Standard)
(5.6 / 5.8 / 6.0 / 6.2 / 6.4 / 6.6 / 6.8 / 7.0 mm)

Part #	Color
D59-15-060	Ti-Color
D59-15-061	Red
D59-15-062	Blue

Tips Size 4.0 - 6.2 (Mini)
(4.0 / 4.4 / 5.0 / 5.2 / 5.6 / 5.8 / 6.0 / 6.2 mm)

Part #	Color
D59-15-160	Ti-Color
D59-15-161	Red
D59-15-162	Blue



EXHAUST



CONTROL



TOURING



DRC SPOKE WRENCH CRF50/DRZ50

- Spoke wrench for CRF / XR50, DRZ50 / 70 and KX65.
- Tip size is 4.0 mm for stock CRF / XR50, DRZ50 / 70 and KX65 spoke nipples, 5.0 mm size for after market spoke nipples.
- Made of durable steel.

Part #	Tips Size
D59-15-900	4.0 mm & 5.0 mm

DRC BEAD CREAM

- Compact bead cream fits any tool box.
- Comes in a compact plastic case. (Net : 40 g)
- Includes application sponge.

Part #
D51-50-120



ELECTRICAL



BODY PARTS



DRIVE



DRC AIR VALVE BIG NUT

- Nut for valve stem that can be used without a wrench.
- Also for use as a tool to help pull the air valve stem when changing the tire and keep the valve stem out when pumping the air in.
- Knurled surface is easy to turn.

Part #	Color	Size
D59-04-220	Red	W 20 mm x T 6 mm



Before



Hard to approach with tool and to pump air in.

After



TOOL



TRANSPORT



GARAGE



ACCESSORIES



DRC PRO SPOON TIRE IRON WITH WRENCH

- One end fits the axle nut, the other end is a tire tool.
- Made of heat treated steel.
- 25 cm (10") to 26.5 cm (10.6") wrench length.
- Wrench available in 6 sizes.

Part #	Wrench Size	Part #	Wrench Size
D59-10-917	17 mm	D59-10-924	24 mm
D59-10-919	19 mm	D59-10-927	27 mm
D59-10-922	22 mm	D59-10-932	32 mm



Bike	Year	Front	Rear
HONDA			
CR80R/85R		19mm	22mm
CR125R/250R		22mm	32mm
CRF150R	07-21	22mm	24mm
CRF250R/450R	02-21	22mm	32mm
CRF450R	17-20	22mm	32mm
CRF250X/450X	04-21	22mm	32mm
CRM50/80		19mm	22mm
CRM250R/AR		19mm	24mm
CRF250L/M	12-16	17mm	24mm
	17-20	-	24mm
CRF250RALLY	17-20	-	24mm
XR230		17mm	24mm
SUPER XR250/BAJA		17mm	24mm

Bike	Year	Front	Rear
YAMAHA			
YZ125/250	-21	22mm	27mm
	-08	22mm	27mm
	09	22mm	32mm
YZ250F	10-20	22mm	30mm
	-08	22mm	27mm
	09	22mm	32mm
YZ450F	10-21	22mm	30mm
	17-21	22mm	27mm
YZ125X		22mm	27mm
YZ250X	16-21	22mm	27mm
YZ250FX	15-20	22mm	27mm
YZ450FX	16-21	22mm	27mm
WR250F/450F		22mm	27mm
DT230LANZA		17mm	27mm
SEROW225		22mm	22mm
SEROW225WE		22mm	19mm
XT250/SEROW250	05-20	19mm	19mm
TT250R/RAID		17mm	24mm
WR250R/X	07-20	22mm	27mm
KAWASAKI			
KX65		17mm	17mm
KX85/100	-18	17mm	18mm
KX125/250	-08	22mm	32mm
KX250F/450F	04-18	22mm	32mm
KX250/450	19-20	22mm	32mm
KLX450R	08-	22mm	32mm
KLX125	10-16	17mm	22mm
D-TRACKER125	10-16	17mm	22mm
KLX250	98-07	17mm	27mm
D-TRACKER	98-07	17mm	27mm
KLX250	08-20	19mm	27mm
D-TRACEKR X	08-16	19mm	27mm
SUPER SHERPA		17mm	22mm

Bike	Year	Front	Rear
SUZUKI			
RM125/250	-08	21mm	32mm
	04-06	22mm	32mm
RMZ250	07-19	21mm	32mm
RMZ450	05-19	21mm	32mm
RMX250S/R		19mm	24mm
DJEBEL125/200		17mm	19mm
DJEBEL250		19mm	19mm
DR250S		17mm	24mm
DR250R		19mm	24mm
DRZ400S/SM	00-19	24mm	24mm
250SB		17mm	27mm
KTM			
85SX		14mm	27mm
125-450SX/SX-F/XC-F	-12	27mm	27mm
125-450SX/SX-F/XC-F	13-	27mm	32mm
125-450EXC/EXC-F/XC-W		27mm	27mm
FREERIDE250R/350		14mm	27mm
HUSQVARNA			
TC85	14-20	14mm	27mm
	14-15	27mm	27mm
	16-20	27mm	32mm
TC125	14-16	27mm	27mm
	17-20	27mm	32mm
TC250	14-15	27mm	27mm
	16-20	27mm	32mm
FC250/350/450	15-20	27mm	32mm
FC250/450(US)	14-20	27mm	27mm
TE/FE125-501	17-19	27mm	27mm
TX125	17-20	27mm	32mm
TX300	17-20	27mm	32mm
FX350/450	17-20	27mm	32mm

DRC
BEAD HOLDER

- Keeps the tire bead down during the tire change.
- Hooks over the spoke and pushes down on the bead for easy tire installation.
- Durable rubber grip for easy operation.

Part #
D59-11-071




STEP 1

Insert the tire bead into the wheel rim after installing the tube.



STEP 2

Insert lever part of the bead holder into the wheel rim and hook over spoke as shown above picture.



STEP 3

Keep the tool inserted and insert the tire bead into the wheel rim.



STEP 4

Tire bead won't come off with bead keeper. Smooth and easy operation.

DRC
AIR VALVE PULLER

- Easy to pull the air valve stem through the hole on the rim.
- Useful during tire changes and flat repairs.
- Air valve puller head may also be used for air valve core removal.

Part #	Color
D59-38-201	Black
D59-38-202	Red
D59-38-203	Blue



MXA RATING



This simple little tool is worth its weight in gold when it comes time to go valve stem fishing.



STEP 1

Pass air valve puller head through the valve hole.



STEP 2

Install valve puller head on air valve on the tube.



STEP 3

Replace air valve in the tire.



STEP 4

Pull on the air valve wire. The air valve will appear.



DRC
TIRE IRON 400 mm

- Standard tire lever.
- Long length for easy operation for hard tire removal.
- Made of durable heat treated steel.

Part #
D59-10-005



DRC
PRO SPOON TIRE IRON

- Designed for all types of tire changing needs.
- The bend of the lever and wide spoon area is designed for quick and easy tire removal.
- The durable rubber grip provides better grip.
- Available in 2 different lengths.

Part #	Size
D59-10-113	230 mm (9.2")
D59-10-012	260 mm (10.4")



DRC
AIR VALVE EXTENSION

- Extension air valve changes the valve angle.
- Great for use on small wheel motorcycle, motard wheels with a big brake disc.
- For use with straight type air pump hose.

Part #
D58-12-100



DRC
AIR VALVE EXTENSION with HOSE

- Air valve extension with a hose.
- Easy to operate with flexible rubber hose.
- Hose length : 150 mm

Part #
D58-12-110

DRC
AIR VALVE CORE DRIVER

- Valve core remover designed for quick operation.
- Remover tip is made of chrome molybdenum steel for durability.
- Aluminum knurled grip.
- Length : 45 mm

Part #	Color
D59-04-100	Ti-Color
D59-04-103	Red



DRC
Air Valve Core

- Replacement air valve core.
- Wide temperature range (-54°C~150°C/-65.2F~302F)
- Constructed to provide a good seal. Sold in pairs.

Part #
D58-12-002



DRC
Cold Patch

- Tube-type motorcycle tire repair kit.
- Large, medium and small patches included.
- Comes with metal scuffer and rubber cement tube in plastic case.
- Replacement rubber cement available.

Part #
D43-02-110



Presta / Schrader

Motorcycle / MTB

Dual stroke



DRC C301 MINI PUMP

- Dual stroke internal parts, pumps on both pushing and pulling motion.
- Light weight and compact 6063 aluminum barrel.
- T-handle for easier inflation.
- Reversible adapter fits Presta and Schrader valves.

Maximum pressur : 820 kPa / 120 psi
Body size : L 270 x W 40 x H 25 mm
Weight : 110 g

Part #
D59-35-301



Folding position

Presta / Schrader

Motorcycle / MTB

Floor type



DRC C302 MINI FLOOR PUMP

- Floor pump style for stable air pumping.
- Compact design for portability.
- T-handle for easier inflation.
- Rotating and extendable hose for easy operation.

Maximum pressur : 960 kPa / 140 psi
Body size : L 275 x W 50 x H 30 mm (Folded position)
Hose length : 300 mm
Weight : 153 g

Part #
D59-35-302



Folding position

Presta / Schrader

Motorcycle / MTB

DRC G101/G102 AIR GAUGE

- Air gauge specially designed for motorcycle and mountain bike.
- Micro adjust button for sensitive air reduction adjustment.



G101




G102

Pressur range : 0 - 400 kPa (58 psi)
Body size : L 105 x W 50 x H 30 mm
Weight : 95 g

Part #
D59-36-101

Pressur range : 0 - 200 kPa (29 psi)
Body size : L 105 x W 50 x H 30 mm
Weight : 95 g

Part #
D59-36-102



Schrader

Presta

Micro adjust button

Presta / Schrader

Motorcycle / MTB

DRC F501 FLOOR PUMP

- Pump body is made of durable aluminum tube for lighter weight and durability.
- High pressure with minimum pumping power.
- Smart head air valve head automatically adjusts to fit Presta and Schrader valves.

Maximum pressur : 1100 kPa (11.2 kgf / cm²)
Body size : H 610 mm x W 240 mm
Weight : 1.0 kg

Part #
D59-35-501



Smart head

Presta / Schrader

Motorcycle / MTB

DRC F503 FLOOR PUMP

- Pump body is made of durable aluminum tube for lighter weight and durability.
- High air volume with minimum pumping.
- Smart head air valve head automatically adjusts to fit Presta and Schrader valves.
- Micro adjust button on Smart head for precise air adjustment.

Maximum pressur : 400 kPa (4.1 kgf / cm²)
Body size : H 650 mm x W 260 mm
Weight : 1.1 kg

Part #
D59-35-503



Micro adjust button

Smart head



Gauge



GYROSTAND

DRC
GYRO STAND

- One stand works for truing, balancing wheels and checking bearings.
- Durable frame provides stability for accurate wheel truing and balancing.
- Accepts rim widths up to 5.0 inches, rim sizes up to 23 inches.
- Foldable design saves space.
- Use on wheels with bearing inner diameter of more than 15 mm.
- * Optional shaft set is required for bearing diameters less than 15 mm.


Part #

[D36-52-110](#)

MXA RATING



Given its reasonable price, the DRC Gyro stand could pay for itself in a couple of do-it-yourself wheels-truing sessions.



EXHAUST



CONTROL



TOURING



ELECTRICAL



BODY PARTS



DRIVE



TOOL



TRANSPORT



GARAGE



ACCESSORIES



167

DRC
OPTIONAL 10mm SHAFT SET

- For wheel bearings with inner diameters from 10 mm to 15 mm.

Part #

[D36-52-191](#)



DRC
PRO CHAIN TOOL

- Designed to break, press side plates and rivet most 420, 428, 520, 525 and 530 standard and O-ring chains.
- Light weight aluminum body.
- Straight forward parts construction.
- Conveniently store cut and rivet pins in the handle.
- Fits nicely in the tool box and no loose parts.
- Replacement cut pins and rivet pin available.

Part #

[D59-16-112](#)



Stored in handle



REPLACEMENT PARTS



Replacement
anvil set

Part #

[D59-16-142](#)



Replacement
cut pin set

Part #

[D59-16-143](#)



Replacement
rivet pin

Part #

[D59-16-144](#)

DRC
ALUMINUM CHAIN CUTTER

- Very compact chain cutter for 420 to 520 size chains.
- Compact design for easy storage.
- Chain cutter body is made of light weight aluminum.
- Cutting pin is made of durable chromoly.
- Available in 3 anodized colors, silver, black and blue.

Part #

[D59-16-340](#)

Color

Silver

[D59-16-351](#)

Black

[D59-16-352](#)

Blue



Replacement pin



Part #

[D59-16-333](#)



DRC
CHAIN BRUSH

- Drive chain cleaning brush.
- "L" shaped brush easily cleans the chain.
- Aluminum tube handle designed for comfortable operation.
- Available in blue, red and titanium anodized handle colors.
- Replacement brushes available.

Part #

[D59-22-001](#)

Color

Blue

[D59-22-002](#)

Red

[D59-22-003](#)

Ti-Color



Replacement
brushes set

Part #

[D59-22-990](#)



EXHAUST



CONTROL



TOURING



ELECTRICAL



BODY PARTS



DRIVE



TOOL



TRANSPORT



GARAGE



ACCESSORIES





Gauge for chain play



Extension ratio shown by percentage.



Can be used as gauge for chain play.



A. Lightly attach Chain Checker on the chain roller.



B. Lower the measuring nib. Extension rate will be shown on measuring nib where it touches the chain roller.

DRC
CHAIN CHECKER

- Chain extension ratio checker. Very easy to check chain extension on your bike.
- Chain sizes from 420,428,520,525 and 530 can be checked.
- Chain play gauge is printed on the body.

Part #

[D59-16-801](#)

Bike	Type
HONDA	
CR85R/125R/250R	B
CRF150R	C
CRF250R/X	C
CRF450R/X	B
CRF250L/M	C
XR50/100MOTARD	C
XR230	D
XR250/MOTARD	C
XR400MOTARD	D
XR650R	B
YAMAHA	
YZ85/125/250	B
YZ250F/450F	C
YZ250FX	C
WR250F/450F	C
TT-R50E/125LWE	C
WR250R/X	C
SEROW225/250	D
KAWASAKI	
KX65/85/125/250	B
KX250F/450F	C
KLX110	C
KLX250/450R	C
SUPER SHERPA	C

Bike	Type
SUZUKI	
RM85/125/250	B
RMZ250/450	C
DJEBEL250	C
DRZ400	C
KTM	
SX65/85/125/250	B
SX-F250/450	C
EXC125/200/250	B
EXC-F250	C
EXC-R400/450/525	D
950SER	C
HUSQVARNA	
TE250/450	C
GASGAS	
EC125/200/250	B
APRILIA	
RXV450	C



DRC
PLUG PROTECTOR

- Protects the plugs in your tool box.
- Available in 3 sizes.
- The clear cap allows you to identify the plug without opening.

B-Type (14 mm)

Part #	Color
D58-14-016	Clear/Red

C-Type (10 mm)

Part #	Color
D58-14-215	Clear/Blue
D58-14-216	Clear/Red

D-Type (12 mm)

Part #	Color
D58-14-115	Clear/Blue
D58-14-117	Clear/Black



DRC
WIRE OILER

- To inject lubricant into cable housing.
- Available in 3 hard anodized colors.

Part #	Color	Replacement inner rubber
D59-18-131	Ti-Color	D59-18-199
D59-18-132	Red	Part #
D59-18-133	Black	



DRC
STEERING STEM TOOL

- Wrench for steering stem nut.
- Compact head design for easy operation at narrow stem space.
- Loosens stem nut size.
- Handy size, wrench thickness : 6.0mm.- Made of durable steel, electro coating finish with DRC logo.

Part #

[D59-12-112](#)

EXHAUST



CONTROL



TOURING



ELECTRICAL



BODY PARTS



DRIVE



TOOL



TRANSPORT




GARAGE



ACCESSORIES





Throttle tube cut



Handlebar cut 1



Can be held by vise



Comes with 5 mm hole drilling guide for handlebar.



Handlebar cut 2



DRC
HANDLE BAR SAW GUIDE

- Saw guide designed to easily cut handlebar and throttle tube.
- Make your handlebar cut easy and vertically.
- Comes with 5 mm hole drilling guide for handlebar.
- * Do not over tighten when you set this saw guide on throttle tube.
- * Do not use electric saw with this kit.

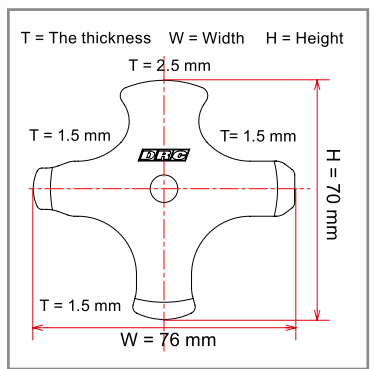
Part #	Cutting pipe size
D59-45-211	From 22.2 mm to 26.8 mm



DRC
TIMING PLUG WRENCH

- Wrench can be used for most motorcycle engine plugs.
- Comes with 4 different wrench sizes.
- Made of durable steel with black electro coating finish for less corrosion.
- Can be used for helmet visor screws.

Part #	Size
D59-45-101	W : 76 mm x H : 70 mm



EXHAUST



CONTROL



TOURING



ELECTRICAL



BODY PARTS



DRIVE



TOOL



TRANSPORT



GARAGE



ACCESSORIES



DRC
OIL BOTTLE

- Portable 2 Stroke oil bottle.
- Easy to mix fuel for your 2 Stroke at gas station.
- Measures 5 cc and 30 cc.
- Small enough to fit almost anywhere.

Part #
D59-44-020



DRC
SPRING HOOK

- Easy exhaust spring removal.
- Excellent grip with the PVC coated handle.

Part #
D59-08-020





*Tools are not included.

DRC
TOOL WRAP

- Easy to carry your tools and other supplies.
- Wrap roll tight and save room when you stow it in your bag.
- Includes small pockets for carrying small things like chain links or fuses.

Part #	Size
D28-05-001	300 mm x 150 mm



Can also be used by disassembling, for front / rear use.

ENZO DRC VALVE SETTING PLATE

- ENZO DRC co-developed product.
- Designed to stack suspension valve shims during your suspension works.
- Can hold front and rear suspension valve shims.

Part #
ED59-37-220

Set pin and screw pin	
Pin 6 mm : 4 pcs	Screw pin 6 mm : 4 pcs
Pin 8 mm : 2 pcs	Screw pin 8 mm : 2 pcs
Pin 12 mm : 2 pcs	Screw pin 12 mm : 2 pcs



ENZO DRC REAR SHOCK VALVING PLATE

- ENZO DRC co-developed product.
- Specially designed for rear shock valving.
- Compatible with valve inner diameter $\Phi 12$ mm.
- Special seal head insert is included.
- Work for rod outer diameter of $\Phi 16$ mm and $\Phi 18$ mm.
- A $\Phi 6$ mm hole is to set on the workbench.

Part #
ED59-37-300

Set pin and screw pin	
Pin 12 mm : 2 pcs	Screw pin 12 mm : 4 pcs
Seal head in seart $\Phi 16$ mm : 1 pc	
Seal head in seart $\Phi 18$ mm : 1 pc	



ENZO DRC CARTRIDGE STAND

- ENZO DRC co-developed product.
- Suspension inner cartridge stand makes pouring oil and assemble compression valve into the cartridge easy.
- Can be used as oil drainage stand.
- Aluminum body made will not damage your suspension components. Does not include pan.
- Size : H 352 mm x W 260 mm (13.85 inch x 10.2 inch)

Part #
ED59-37-230



KYB AOS

KYB PSF1

SHOWA AOS

WP CONE VALVE

WP AER



Bike	Year	Front Fork	Part #	Bike	Year	Front Fork	Part #
HONDA				GASGAS			
CRF250R	18-21	SHOWA AOS	ED59-37-203	EC250/300	18-20	KYB AOS	ED59-37-201
CRF450R	09-12	KYB AOS	ED59-37-201	XC250/300	18-20	KYB AOS	ED59-37-201
CRF250RX/450RX	17-21	SHOWA AOS	ED59-37-203	ENDURO GP250	18-20	KYB AOS	ED59-37-201
CRF450X	19-21	SHOWA AOS	ED59-37-203	ENDURO GP300	18-20	KYB AOS	ED59-37-201
CRF450L	17-21	SHOWA AOS	ED59-37-203	SHERCO			
CRF450RL	19-20	SHOWA AOS	ED59-37-203	250SE FACTORY	19-20	KYB AOS	ED59-37-201
CRF450RL	21	SHOWA AOS	ED59-37-203	300SE FACTORY	19-20	KYB AOS	ED59-37-201
YAMAHA				250SEF FACTORY	19-20	KYB AOS	ED59-37-201
YZ125/250	05-21	KYB AOS	ED59-37-201	300SEF FACTORY	19-20	KYB AOS	ED59-37-201
YZ250F/450F	05-21	KYB AOS	ED59-37-201	450SEF FACTORY	19-20	KYB AOS	ED59-37-201
YZ125X	17-21	KYB AOS	ED59-37-201	500SEF FACTORY	19-20	KYB AOS	ED59-37-201
YZ250X	16-21	KYB AOS	ED59-37-201	125SC FACTORY	19-20	KYB AOS	ED59-37-201
YZ250FX	15-21	KYB AOS	ED59-37-201	250SC FACTORY	19-20	KYB AOS	ED59-37-201
YZ450FX	16-21	KYB AOS	ED59-37-201	300SC FACTORY	19-20	KYB AOS	ED59-37-201
WR250F	15-20	KYB AOS	ED59-37-201	250SCF FACTORY	19-20	KYB AOS	ED59-37-201
WR450F	12-21	KYB AOS	ED59-37-201	300SCF FACTORY	19-20	KYB AOS	ED59-37-201
KAWASAKI				450SCF FACTORY	19-20	KYB AOS	ED59-37-201
KX250	05-08	KYB AOS	ED59-37-201	500SCF FACTORY	19-20	KYB AOS	ED59-37-201
KX250	20-21	KYB AOS	ED59-37-201	KTM			
KX250X	21	KYB AOS	ED59-37-201	125-250SX	17-21	WP AER	ED59-37-205
KX450F	06-12	KYB AOS	ED59-37-201	250-450SX-F	17-21	WP AER	ED59-37-205
KX450	13-14	KYB PSF1	ED59-37-202	125-300XC	17-21	WP AER	ED59-37-205
KX450	19-21	SHOWA AOS	ED59-37-203	250-450XC-F	17-21	WP AER	ED59-37-205
KX450X	21	SHOWA AOS	ED59-37-203	HUSQVERNA			
KLX450R	07-19	KYB AOS	ED59-37-201	TC125-250	14	WP AER	ED59-37-205
SUZUKI				14	WP AER	ED59-37-205	ED59-37-205
RM-Z250	19-21	KYB AOS	ED59-37-201	FC250-450	17-21	WP AER	ED59-37-205
RM-Z450	18-21	SHOWA AOS	ED59-37-203	TX300	17-21	WP AER	ED59-37-205
WP (KIT SUSPENSION)				FX350-450	17-21	WP AER	ED59-37-205
CONE VALVE FORK				-	-	WP CONEVALVE	ED59-37-204

BASE VALVE WRENCH

- ENZO DRC co-developed product.
- Designed to remove and tighten front fork compression valve cap.
- Available KYB AOS, KYB PSF1, SHOWA and WP cone valve suspensions.
- Size : 60 mm diameter. 1/2"DR

Part #	Products	Color
ED59-37-201	KYB AOS	Black
ED59-37-202	KYB PSF1	Blue
ED59-37-203	SHOWA AOS	Red
ED59-37-204	WP CONE VALVE	Orange
ED59-37-205	WP AER	Silver



VICE ADAPTER

- Hold this adapter by vice, and attach base valve wrench for easy compression valve maintenance.
- Can be used with all ENZO DRC Base valve wrenches.
- Made of machined aluminum, with titanium anodized finish.

Part #

[ED59-37-250](#)



OIL INJECTOR

- A tool to easily and reliably inject fork oil when raising the oil level with the Front suspension setting.
- Remove the air valve screw on the top cap and insert the end of the hose.
- Even with a handle or number plate, you can inject oil without spilling.
- Closed type syringe is easy to operate with light force and enable accurate metering. The piston has excellent oil resistance and can be disassembled and cleaned. Capacity is 20ml and spare piston seal is included.

Part #

[ED59-37-280](#)



Provides more stability on the table.



Clamp lever :
The clamp lever requires no other tools to set a fork.
The clamp lever is freely adjustable at an angle.



Spacer: A spacer is included.
The KYB / SHOWA fork (φ59.2 mm) fork can be clamped when the spacer is installed, and the WP (clamp diameter φ60 mm) fork can be clamped when the spacer is removed.



Can be used with a vise when removing the clamp lever.



ENZO DRC OUTER TUBE CLAMP

- ENZO DRC co-developed product.
- Grab a front fork perfectly.
- Convenient to open the tightly closed top cap.
- Provides three ways capability.

Part #	Outer tube Diameter Size
ED59-37-260	WP : 60 mm, KYB/SHOWA : 59.2 mm



ENZO DRC REAR SHOCK HIGH COMP ADJUSTER

- ENZO DRC co-developed product.
- Click feeling allows easy adjustment of rear suspension high compression.
- Available for 14 mm and 17 mm adjuster sizes.

Part #	Size	Color
ED59-37-214	14 mm	Black
ED59-37-217	17 mm	Blue



ENZO DRC FRONT FORK BRACKET HOLDER

- ENZO DRC co-developed product.
- Pushing front fork bracket easier when holding inner cartridge rod.
- Can be used on 20 mm, 22 mm, 25 mm, 26 mm and 27 mm axle sizes.

Part #	Shaft Size
ED59-37-240	Diameter 32 mm x Length 320 mm





FORK CAP SPINNER KYB / SHOWA WP

- ENZO×DRC collaboration tool.
- Both hands to loosen the top cap.
- The leverage power helps it rotate.
- Rod stopper is convenient for disassembly.
- Made of aluminum.
- Length is about 300 mm.

Part #	Front Fork	Material	Length
ED59-37-310	KYB/SHOWA	Aluminum	300mm
ED59-37-320	WP	Aluminum	300mm



CARTRIDGE LOCK TOOL

- ENZO×DRC collaboration tool.
- A tool to tighten the lock nut on the cylinder and tank joint of the inner cartridge on the front fork of the closed cartridge.
- Place a 3/8 inch (9.5 mm) tool mounting hole and tighten using a general tool (spinner handle, torque wrench, etc.).
- Lock nut outer diameter ϕ 35mm.
- Pin diameter ϕ 4mm.
- Made of steel, painted black.

Part #	Front Fork	Material
ED59-37-290	KYB/SHOWA/WP	Steel

EXHAUST

CONTROL

TOURING

ELECTRICAL

BODY PARTS

DRIVE

TOOL

TRANSPORT

GARAGE

ACCESSORIES



26 mm - 33 mm 34 mm - 39 mm

DRC
FORK SEAL DRIVER 26-39mm

- Fork seal driving tool for small diameter front fork tube.
- Can be used on front fork tube diameter from 26mm to 39mm.
- Comes with 2 different sized rubber plastic adapters that can be used for most conventional and upside down front forks.
- Ergonomic steel body design for less power and accurate operation.

Body : Steel Body
Adapter size (mm) : 26-33,34-39

Part #	Replacement adapter set
D59-26-003	D59-26-908



Rubber Plastic adapters

Comes with 2 different size rubber plastic adapters that can be used for most conventional and up side down front forks.



DRC
FORK SEAL DRIVER 40-50mm

- Specially designed fork seal driving tools for front forks.
- Comes with 5 different size plastic adapters. Can be used on almost all conventional and upside down front forks.
- Flange shape design of steel body for accurate operation with less power.

Body : Steel Body
Adapter size (mm) : 40/41,42/43,45/46,47/48,49/50

Part #	Replacement adapter set
D59-26-005	D59-26-909

Fork diameter 40 mm - 50 mm

Use the best size from 5 adapters. Won't damage seals. Fitting angle of the seals will always be correct.

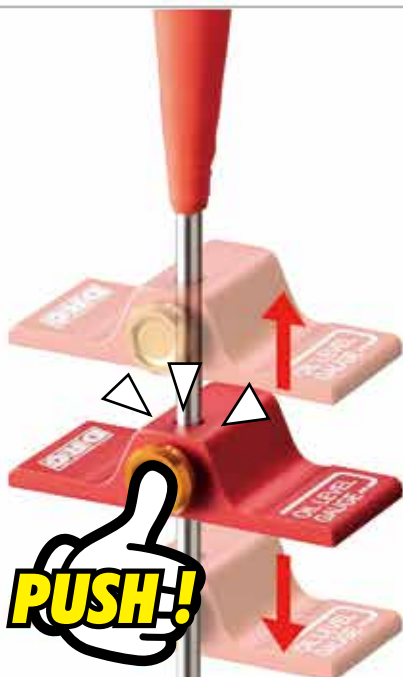
Ergonomic flange body shape

Flange body shape for accurate operation. Best body weight to drive seals.



Plastic adapters to prevent damage to inner tube

Plastic adapters won't damage inner tube during seal driving.



DRC
FORK OIL LEVEL GAUGE

- Oil level gauge for open cartridge and conventional front fork.
- Easy to take extra oil with Syringe from the front fork.
- Easy to set oil level with oil level adjuster, one push to adjust gauge position.
- Stainless syringe pipe, push adjuster, oil resistance syringe pump body.

Part #	* Do not use this product for application other than front fork oil level adjustment.
D59-37-190	* Be sure to drain the internal oil after use.





D59-37-170

D59-37-171

D59-37-172

D59-37-173

DRC PRO FORK CAP WRENCH

- Aluminum front fork cap wrench will not damage your front fork cap.
- Anodized surface finish.
- Available for SHOWA, KYB, WP and WP kit suspension.



Bike	Year	Front Fork	Part #		
KTM					
125SX	07-21	WP (50mm)	D59-37-172		
150SX	09-21				
250SX	07-21				
250SX-F	07-21				
350SX-F	11-21				
450SX-F	07-21				
150/250/300EXC	17-21				
250-500EXC-F	17-21				
125/250/300XC	17-21				
250-450XC-F	17-21				
125-300XC-W	17-21				
HUSQVARNA					
FC250-450	17-21			WP (35mm)	D59-37-173
TC125/250	17-21				
FE250-501	17-21				
TE150-300	17-21				
FX350/450	17-21				
TX125/300	17-21				
WP MXMA4800					
Conevalve					

Bike	Year	Front Fork	Part #
HONDA			
CRF450R	09-14	KYB (49mm)	D59-37-170
YAMAHA			
YZ125/250	06-21		
YZ250F/450F	06-21		
YZ125X	17-21		
YZ250X	16-21		
YZ250FX	15-21		
YZ450FX	16-21		
WR250F	15-21		
WR450F	13-21		
KAWASAKI			
KX250	20-21	SHOWA (50mm)	D59-37-171
KX250X	21		
KX450F	06-14		
SUZUKI			
RMZ250	16-20		
GASGAS			
EC250/300	18-20		
XC250/300	18-20		
ENDURO GP250/300	18-20		
SHERUCO			
125SC FACTORY	19-20		
250SC FACTORY	19-20		
300SC FACTORY	19-20		
250SCF FACTORY	19-20		
300SCF FACTORY	19-20		
450SCF FACTORY	19-20		
500SCF FACTORY	19-20		
250SE FACTORY	19-20		
300SE FACTORY	19-20		
250SEF FACTORY	19-20		
300SEF FACTORY	19-20		
450SEF FACTORY	19-20		
500SEF FACTORY	19-20		
HONDA			
CRF250R	04-21	SHOWA (50mm)	D59-37-171
CRF450R	04-08		
CRF250RX	17-21		
CRF450RX	17-21		
CRF250X	06-17		
CRF450X	05-21		
CRF450L	19-20		
CRF450RL	21		
KAWASAKI			
KX250F	06-18		
KX250	19		
KX450F	15-18		
KX450	19-21		
KX450X	21		
SUZUKI			
RM125	06-08		
RM250	07-08		
RMZ250	07-15		
RMZ450	05-20		
RMX450Z	10-17		
DRZ400SM	05-17		



DRC FORK COMPRESSION VALVE REMOVAL

- Fork compression valve removal tool for KYB, SHOWA, and KTM WP front forks.
- Use this tool with DRC fork cap wrench for removing compression valve from the inner cartridge.
- Made of aluminum, anodized finish with DRC laser printed logo and wrench size.

Bike	Year	Front Fork	Part #		
HONDA					
CRF450R	09-12	KYB	D59-24-016		
YZ125/250	05-21				
YZ250F	05-21				
YZ450F	05-21				
YZ125X	17-21				
YZ250X	16-21				
YZ250FX	15-21				
YZ450FX	16-21				
WR250F	15-21				
WR450F	12-21				
KAWASAKI					
KX250	05-08	KYB	D59-24-016		
KX250X	21				
KX450F	06-12				
KLX450R	07-19				
SUZUKI					
RM-Z250	19-20				

Bike	Year	Front Fork	Part #
GASGAS			
EC250/300	18-20	KYB	D59-24-016
XC250/300	18-20		
ENDURO GP250	18-20		
ENDURO GP300	18-20		
SHERCO			
250SE FACTORY	19-20		
300SE FACTORY	19-20		
250SEF FACTORY	19-20		
300SEF FACTORY	19-20		
450SEF FACTORY	19-20		
500SEF FACTORY	19-20		
HUSQVARNA			
14	WP	KYB	D59-24-016
TC125-250	15-16		
	17-21		
	14		
FC250-450	15-16		
	17-21		
TE125-300	14-16		
FE250-501	14-16		
TX300	17-21		
FX350-450	17-21		
701ENDURO	17-18		

Bike	Year	Front Fork	Part #
KAWASAKI			
KX250F	13-18	SHOWA	D59-24-020
KX250	19		
KX450F	15-18		
SUZUKI			
RM-Z450	15-17	SHOWA	D59-24-020
KTM			
125-250SX	15-16	WP (4CS)	D59-24-027
	17-21	WP	D59-24-026
	15-16	WP (4CS)	D59-24-027
250-450SX-F	17-21	WP	D59-24-026
	17-21	WP	D59-24-026
125-300EXC 6DAYS	13-16	WP (4CS)	D59-24-027
250-500EXC-F 6DAYS	13-16	WP (4CS)	D59-24-027
300XC-W 6DAYS	14-16	WP (4CS)	D59-24-027
350XC-F 6DAYS	14-16	WP (4CS)	D59-24-027
250-300XC	14-16	WP (4CS)	D59-24-027
	17-21	WP	D59-24-026
250-450XC-F	14-16	WP (4CS)	D59-24-027
	17-21	WP	D59-24-026
HUSQVARNA			
	14	WP	D59-24-026
TC125-250	15-16	WP (4CS)	D59-24-027
	17-21	WP	D59-24-026
	14	WP	D59-24-026
FC250-450	15-16	WP (4CS)	D59-24-027
	17-21	WP	D59-24-026
TE125-300	14-16	WP (4CS)	D59-24-027
FE250-501	14-16	WP (4CS)	D59-24-027
TX300	17-21	WP	D59-24-026
FX350-450	17-21	WP	D59-24-026
701ENDURO	17-18	WP (4CS)	D59-24-027



DRC SEALING BOLT ATTACHMENT

- Removable tool for SHOWA SFF air fork bottom sealing bolt.
- Specially designed for SHOWA SFF Air fork.
- Sealing bolt size = Allen key 22 mm
- Can be used on front suspension equipped CRF250R, KXF450, RMZ450'15-

Part #	Suspension
D59-37-120	SHOWA SFF-AIR



DRC FRONT FORK SEAL INSERT GUIDE

- Front fork dust and oil seal insert guide.
- Prevents damaged seals during installation.
- Made of smooth surface stainless steel for easy installation of your dust and oil seals.
- Available in many sizes to fit most motorcycle front fork.

Part #	Size	Part #	Size
D59-37-145	45 mm	D59-37-148	48 mm



Bleeding bolt Type

Use only cup for the suspension equipped air bleeding bolt.



Bike	Year	Part #
HONDA		
CR250R	00-07	D59-37-158
CRF250R	04-21	D59-37-158
	02-08	D59-37-158
CRF450R	09-16	D59-37-160
	17-21	D59-37-158
CRF250RX	19-21	D59-37-158
CRF450RX	17-21	D59-37-158
CRF450L	19-20	D59-37-158
CRF450RL	21	D59-37-158
CRF250X	04-17	D59-37-158
CRF450X	05-21	D59-37-158
YAMAHA		
YZ125	00-21	D59-37-160
YZ250	00-21	D59-37-160
YZ250F	01-21	D59-37-160
YZ2426F/450F	00-21	D59-37-160
YZ125X	17-21	D59-37-160
YZ250X	16-21	D59-37-160
YZ250FX	15-21	D59-37-160
YZ450FX	16-21	D59-37-160
WR250F	03-21	D59-37-160
WR450F	03-21	D59-37-160
KAWASAKI		
KX80/85	89-13	D59-37-160
KX125	00-08	D59-37-160
KX250	00-08	D59-37-160
KX250F	04-05	D59-37-160
	06-19	D59-37-158
KX250	20-21	D59-37-160
KX250X	21	D59-37-160
KX450F	06-14	D59-37-160
	15-18	D59-37-158
KX450	19-21	D59-37-159
KX450X	21	D59-37-159
KLX450R	07-19	D59-37-160
SUZUKI		
RM250	01-02	D59-37-160
	04-06	D59-37-160
RM-Z250	07-15	D59-37-159
	16-20	D59-37-160
RM-Z450	08-17	D59-37-159
KTM		
85SX	04-21	D59-37-157
125SX	01-21	D59-37-157
150SX	09-21	D59-37-157
250SX	02-21	D59-37-157
250SX-F	06-21	D59-37-157
350SX-F	11-21	D59-37-157
450SX-F	03-21	D59-37-157
125EXC	05-16	D59-37-157
150EXC	20-21	D59-37-157
200EXC	05-16	D59-37-157
250EXC	05-21	D59-37-157
300EXC	05-21	D59-37-157
250EXC-F	06-21	D59-37-157
350EXC-F	12-21	D59-37-157
450EXC-F	08-21	D59-37-157
500EXC	12-21	D59-37-157
125XC	21	D59-37-157
150XC	10-14	D59-37-157
250XC	06-21	D59-37-157
300XC	06-21	D59-37-157
250XC-F	11-21	D59-37-157
350XC-F	11-21	D59-37-157
450XC-F	08-21	D59-37-157
125XC-W	17-19	D59-37-157
150XC-W	17-21	D59-37-157
200XC-W	06-16	D59-37-157
250XC-W	06-21	D59-37-157
300XC-W	06-21	D59-37-157
250XCF-W	06-16	D59-37-157
450XC-W	07-16	D59-37-157
500XC-W	12-16	D59-37-157
350XCF-W	12-21	D59-37-157
500XCF-W	20-21	D59-37-157

Bike	Year	Part #
HUSQVARNA		
TC85	14-21	D59-37-157
TC125	14-21	D59-37-157
TC250	12-13	D59-37-160
	14-21	D59-37-157
TC449	11-13	D59-37-160
FC250	14-21	D59-37-157
FC350	14-21	D59-37-157
FC450	14-21	D59-37-157
TE125	14-16	D59-37-157
TE150	17-21	D59-37-157
	12-13	D59-37-160
TE250	14-21	D59-37-157
TE300	14-21	D59-37-157
TE310	12-13	D59-37-160
TE449	11-13	D59-37-160
TE511	11-13	D59-37-160
FE250	14-21	D59-37-157
FE350	14-21	D59-37-157
FE350S	15-21	D59-37-157
FE450	14-21	D59-37-157
FE501	14-21	D59-37-157
FE501S	15-21	D59-37-157
TX125	17-19	D59-37-157
TX300	17-21	D59-37-157
TXC449	11-13	D59-37-160
TXC511	11-13	D59-37-160
FX350	17-21	D59-37-157
FX450	17-21	D59-37-157
GASGAS		
EC250	18-20	D59-37-160
XC250	18-20	D59-37-160
EC300	18-20	D59-37-160
XC300	18-20	D59-37-160
ENDURO GP 250	18-20	D59-37-160
ENDURO GP 300	18-20	D59-37-160
SHERCO		
125SE RACING	18-19	D59-37-157
250SE RACING	19	D59-37-157
300SE RACING	19	D59-37-157
250SEF RACING	19	D59-37-157
300SEF RACING	19	D59-37-157
450SEF RACING	19	D59-37-157
250SE FACTORY	18	D59-37-157
	19-20	D59-37-160
300SE FACTORY	18	D59-37-157
	19-20	D59-37-160
250SEF FACTORY	18	D59-37-157
	19-20	D59-37-160
300SEF FACTORY	18	D59-37-157
	19-20	D59-37-160
450SEF FACTORY	19-20	D59-37-160
500SEF FACTORY	19-20	D59-37-160
125SE SIXDAYS	18	D59-37-157
250SE SIXDAYS	18	D59-37-157
300SE SIXDAYS	18	D59-37-157
250SEF SIXDAYS	18	D59-37-157
300SEF SIXDAYS	18	D59-37-157
450SEF SIXDAYS	18	D59-37-157
125SC FACTORY	19-20	D59-37-160
250SC FACTORY	19-20	D59-37-160
300SC FACTORY	19-20	D59-37-160
250SCF FACTORY	19-20	D59-37-160
300SCF FACTORY	19-20	D59-37-160
450SCF FACTORY	19-20	D59-37-160
500SCF FACTORY	19-20	D59-37-160



WP



KYB



SHOWA 1



SHOWA 2

DRC RCU BLEED CUP

- Air bleed cup for KYB, SHOWA and WP rear suspensions.
- Make your rear suspension air bleeding easy.
- Titanium anodized with DRC laser printed logo on cup body.
- Can be used on suspension with bleeding bolt hole.

Part #	Suspension	Color
D59-37-157	WP	Orange / Blue
D59-37-158	SHOWA 1	Blue
D59-37-159	SHOWA 2	Gold
D59-37-160	KYB	Red

Oil stopper

Oil stopper in cup prevents sudden oil spit.



EXHAUST



CONTROL



TOURING



ELECTRICAL



BODY PARTS



DRIVE



TOOL



TRANSPORT



GARAGE



ACCESSORIES





SPRING COMPRESSOR

- Spring removal tool for twin shock motorbikes.
- 2 spring hooks hold the springs secure while compressing the springs, make it easy to remove the springs from the shock bodies.

Part #	Adaptation
D59-29-101	Twin Shocks

EXHAUST



CONTROL



TOURING



ELECTRICAL



BODY PARTS



DRIVE



TOOL



TRANSPORT



GARAGE



ACCESSORIES



GAS CAP EXTRACTOR

- Special tool for removing rear suspension gas cap.
- Does not damage gas cap valve thread.

Part #	Material
D59-37-110	Aluminum



Also useful to pull out the top cap of the air front suspension.



KYB/SHOWA



WP



RCU SEAL HEAD INSERT KIT

- Seal guide for Rear suspension seal head.
- Does not damage oil seal during installing suspension seal.
- Available for KYB/SHOWA and WP rear suspension.

Part #	Suspension	Outer diameter	Inner diameter	Material
D59-37-135	KYB/SHOWA	φ14/φ16/φ18	φ12	Aluminum
D59-37-136	WP	φ18	φ12/φ16	Aluminum



Part #	Material
D59-37-164	Aluminum

COMP ADJUSTER SOCKET 24 mm

- A special tool to remove the compression adjuster of the rear shock.
- It is possible to easily remove the shock body of a shape which doesn't allow to be approached by the spanner or the monkey wrench. For 24 mm width.
- By providing a square hole of 3/8 inch socket, you can use the ratchet wrench to increase work efficiency and use torque wrench to control tightening torque.



SEALHEAD PUSH TOOL

- A useful tool for disassembling rear shock.
- It can be easily pushed down without damaging the seal head when detaching the circlip of the shock body.

Part #	Material
D59-37-166	Aluminum

AIRVALVE ADAPTER 69 mm

- Easy access to the air valve in the back place where shock pump was difficult to access.
- * Please be sure to install it on the shock pump and then set it on the bike.


Part #	Length
D59-37-162	69 mm



After checking sag, remove clamp from side panel, and attach sag body.



You can also check front fork sag with this tool.



DRC SAG CHECKER

- Allows you to measure suspension sag by yourself easily.
- Measure front and rear suspension sag easily with this kit.
- Clamp comes with rubber parts and will not damage your plastic fenders or side panels.
- Clamp anywhere on side panels, rear fender or sub frames, to measure suspension sags.
- Compact design, it does not take much space in your tool box.

Part # **PAT. 1595308**
[D59-37-180](#)



DRC LINK LUBE INJECTOR

- Linkage bearing grease tool.
- Allows placing bearing needles on bearing race while greasing linkage bearing.
- Will fill enough grease on your suspension linkage bearing.
- Clean linkage grease works with this tool.

Part # *** Can not place all bearing needle on injection body.**
[D59-18-301](#)



Push the shaft and extrude the grease to easily stick the bearing needles.



Attach the bearing needles on the slide body.
***Can not place all bearing needles on the injection body.**




Insert the tool into the linkage carefully and gently so as not to slip the bearing needles.
 Push the shaft to extrude grease to attach the bearing needles inside the shell.



The bearing needles will be placed inside the shell by pushing the slide body further.

DRC HARDWARE

- EXHAUST
- CONTROL
- TOURING
- ELECTRICAL
- BODY PARTS
- DRIVE
- TOOL
- TRANSPORT
- GARAGE
- ACCESSORIES



EXHAUST



CONTROL



TOURING



ELECTRICAL



BODY PARTS



DRIVE



TOOL



TRANSPORT



GARAGE



ACCESSORIES



Non-slip rubber under the tongue to prevent slippage and protect your truck bed.



ABS constructed foot caps for stability.



3 different style ramps to fit your needs.



Folding type takes less space in your van or truck.



D36-41-115

D36-41-618

D36-41-621

DRC
HYBRID RAMP

- Light weight construction**
- Aluminum alloy, and nylon tube / plate construction.
 - Tongue for attaching to truck bed.
 - Nylon supports, lightweight, yet strong.
 - Very compact when folded. (Folding type)
 - 3 different sizes to suit any need.
 - 20 cm width (8")

PAT. 200520100997.4

Straight type

Part #	Width x Length	Weight Capacity
D36-41-115	20 cm x 150 cm (8" x 5')	up to 210 kgs (463 lbs)

Folding type

Part #	Width x Length	Weight Capacity
D36-41-618	20 cm x 180 cm (8" x 6')	up to 190 kgs (419 lbs)
D36-41-621	20 cm x 210 cm (8" x 7')	up to 175 kgs (386 lbs)



DRC
T2 RATCHET TIEDOWNS

- Ratchet buckle tiedown for greater tensioning power.
- Vinyl coated hooks with 25 mm wide, thick and durable strap.
- Rubber covers on ratchet handle and release levers.
- Easy to operate even in narrow and small spaces.
- Comes in pairs.
- Comes with loop strap to prevent damaging your bike.
- Safety hook included to prevent from coming off.

Part #	Color
D36-05-510	Blue
D36-05-520	Black
D36-05-530	Red

EXHAUST



CONTROL



TOURING



ELECTRICAL



BODY PARTS



DRIVE



TOOL



DRC
T2 CAMBUCKLE TIEDOWNS

- Standard cam buckle tiedown.
- Vinyl coated hooks with 25 mm wide, thick and durable strap.
- Comes in pairs.
- Comes with loop strap to prevent damaging your bike.
- Safety hook included to prevent from coming off.

Part #	Color
D36-05-410	Blue
D36-05-420	Black
D36-05-430	Red



DRC
TIEDOWN SOFT HOOKS

- Designed to compensate for attachment points not accessible with hooks.
- Wrap around handle bars, sub frame etc and insert flat loop through twisted loop and attach tie-down hook.
- Comes in pair.

Part #	Color
D36-05-010	Blue
D36-05-020	Black
D36-05-030	Red

TRANSPORT



GARAGE



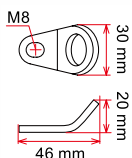
ACCESSORIES



DRC
TIE-DOWN HOOK STD

- Tie-down hook for your van or truck.
- Provides an additional hook point for tie downs.
- Clamp bolt : M8. 2 pcs.

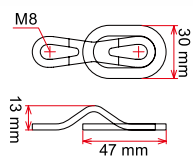
Part #
D36-11-110



DRC
TIE-DOWN HOOK SWIVEL

- Swivel-style tie-down hook for your van or truck.
- Provides an additional hook point for tie downs.
- Clamp bolt : M8. 2 pcs.

Part #
D36-11-120



DRC
TRANSPORTER CLAMP HOOK

- Clamp hook for your van or truck.
- Provides an additional hook point for tie downs.
- Clamp diameter : 22 - 26 mm

Part #
D36-11-221



DRC
MOTO BINDING

- 2 way innovative style tire chock can be used for pit bikes to full size dirt bikes.
(Accepts 8 to 21 inch wheels.)
- Maximum tire width : 130 mm / 5.2 inch
- Folding design saves space. Height is 135 mm / 5.4 inch when folded.
- Accepts mini wheels (Up to 12 inch) even while it is folded.
- Self lock function prevents arm from opening up unexpectedly from folded position.
- Using the wheel chock fitting kit ([D36-51-391](#)) makes it easy to attach and remove.

Part #

[D36-51-101](#)

DRC
WHEEL CHOCK

- Standard tire chock for your van or truck.
- Made of 22 mm diameter pipe.
- Maximum tire width : 130 mm (5.2 inch)
- Using the wheel chock fitting kit ([D36-51-391](#)) makes it easy to attach and remove.

Part #

[D36-51-014](#)



DRC
WHEEL CHOCK FITTING KIT

- Wheel Chock Fitting Kit makes it easy to attach and remove the DRC Moto Binding or Wheel Chock.
- 6.2 mm diameter x 10 mm. 2 pcs.

Part #

[D36-51-391](#)



EXHAUST



CONTROL



TOURING



ELECTRICAL



BODY PARTS



DRIVE



TOOL



TRANSPORT



GARAGE



ACCESSORIES





① ZETA
Red/Black



② ZETA
Blue/Black



③ ZETA
Green/Black



④ ZETA
Yellow/Black




⑤ ZETA
Orange/Black



⑥ DF Vintage



⑦ DF Black/Red



FLOOR MAT

- Motorcycle floor mat made of high absorption polyester and PVC oil resistance rubber mat.
- 1.6mm PVC rubber is oil and gasoline resistance, not infiltrated oil or gasoline to ground.
- Dimple back side rubber design prevents slippage, great to use for motorcycle display at shop or garage.
- Polyester carpet surface can be washed by high pressure water.
- This mat required for the event under FIM regulations.

Part #	Color	Size
DK241-Z11	① ZETA Red/Black	100 x 220 cm (39" x 86")
DK241-Z12	② ZETA Blue/Black	
DK241-Z13	③ ZETA Green/Black	
DK241-Z14	④ ZETA Yellow/Black	
DK241-Z15	⑤ ZETA Orange/Black	
DK241-D02	⑥ DF Vintage	
DK241-D03	⑦ DF Black/Red	



① ZETA



② DF Vintage



③ DF Black/Red



④ DFG



STAND MAT

- Mat that prevents the floor from being damaged by the stand.
- Carpet is also excellent in water absorption, durability and wear resistance Nylon material.
- It can be used not only as a stand mat, but also for various uses such as tool mats, clothes changing mats, entrance mats and so on.
- Incombustible material use.

Part #	Color	Size
DK242-Z01	① ZETA	65 x 45 cm (25" x 17")
DK242-D02	② DF Vintage	
DK242-D03	③ DF Black/Red	
DK244-D11	④ DFG	90 x 60 cm (35" x 23")

EXHAUST



CONTROL



TOURING



ELECTRICAL



BODY PARTS



DRIVE



TOOL



TRANSPORT



GARAGE



ACCESSORIES



HC2 LIFT STAND

- Height adjustable lift stand for dirt bikes.
- Top plate is height-adjustable to fit under most dirt bikes.
- Easily operated durable double long-levered jack-pedal.
- Available in red and black colors.
- Maximum lifting weight is 150 kgs. (330 lbs)

PAT. 200520100979.6


Part #	Color
D36-38-311	Black
D36-38-312	Red



Black



Red



Fits under most dirt bikes.
Adjustable range : 250 mm - 350 mm
(10 to 14 inches)



Damper shock eliminates the sudden drop, and provides a smooth, safe landing.



Height-adjustable top plate can be secured with the lock nut.



The Top Plate has a thick, non-slip rubber surface.



" Safety Hold Hook " system prevents any accidents after lifting bike.



Easily operated durable double long-levered jack-pedal.



Black



Red

HC2 LIFT STAND REPLACEMENT DAMPER

Part #	D36-38-479
--------	------------



HC2 LIFT STAND REPLACEMENT FOOT CAP 1pc

Part #	D36-38-481
--------	------------



EXHAUST

CONTROL

TOURING

ELECTRICAL

BODY PARTS

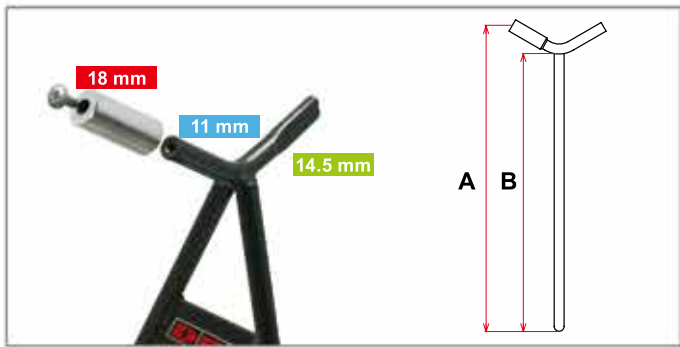
DRIVE

TOOL

TRANSPORT

GARAGE

ACCESSORIES



18 mm	Year	11 mm	Year	14.5 mm	Year
18mm		DT200WR	ALL	YZ125/250	'99-20
CR125R/250R	'00-07	KX125/250	'90-02	YZ400F-450F	99-08
CRF250R	'04-20	KDX200-250	ALL	YZ250F	01-08
CRF450R	'02-20	KLX250R/300R	ALL	YZ250FX	15-20
CRF450RX	17-20	RM85L	ALL	YZ450FX	16-20
YZ250F	'09-19	DR250R	ALL	YZ125X	17-20
YZ450F	'09-19	DRZ400S/SM	00-16	YZ250X	16-20
RMZ450	05-19	125-530SX/SX-F	-12	WR250R/X	ALL
RMZ250	04-19	125-530EXC/EXC-F	ALL	RM125/250	02-08
KX125/250	'03-08	TC125	14-15		
KX250F	04-18	TC250	14-16		
KX250	19-20	FC250/350/450	14-15		
KX450F	06-18	TE/FE125-501	14-18		
KX450	19-20	TX125	17-18		
125-530SX/SX-F	13-20				
TC125	16-20				
TC250	17-20				
FC250/350/450	16-20				
FC250/450(US)	15-20				
TX300	17-20				
FX350/450	17-20				



DRG TRIANGLE STAND

- Quick and easy side stand, hooks into rear axle.
- For use on bikes with rear axles of inner diameters 18 mm, 14.5 mm, and 11 mm.
- When you need to move your bike, just hang it on the foot peg.

.MX type

Part #	Height	Color
D36-39-011	A 365mm / B 335mm	Gunmetal

.Super Motard type

- For SuperMoto bikes with 17 " wheels.

Part #	Height	Color
D36-39-021	A 325mm / B 295mm	Gunmetal

DRG RACER STAND

- Light weight aluminum box style racer stand.
- Weighs less than 3 kgs (105 oz) and is very stable.
- Stand available with or without panel.
- Made of aluminum. Stand height : 420 mm

Part #	Panel	Height
D36-31-011	Whit panel	420mm
D36-31-021	Whit out panel	



.With panel



.Without panel

DRG GARAGE STAND

- Durable steel box garage stand.
- High type available for full size dirt bikes and medium type for Super Moto and street dirt bikes.

Part #	Height
D36-31-102	375mm



RACER STAND / GARAGE STAND REPLACEMENT TOP PLATE

Part #
D36-31-900



RACER STAND / GARAGE STAND OPTION TRAY

Part #
D36-31-910

EXHAUST



CONTROL



TOURING



ELECTRICAL



BODY PARTS



DRIVE



TOOL



TRANSPORT



GARAGE



ACCESSORIES



Water repellent finish



EXHAUST



CONTROL



TOURING



ELECTRICAL



BODY PARTS



DRIVE



TOOL



TRANSPORT



GARAGE



ACCESSORIES



DRG RACER COVER JP

- Specially designed for MX and ED race bikes. (Over 125 cc)
- The bike can be moved with the cover on by opening the front and rear zippers.
- Secure adjustment of tie down belts by opening upper zipper.
- Protect your bike during transportation.
- Bike cover can be used in pits to keep your bike clean and protect the bike from night dew.

Part #	Size
D57-01-505	223 cm (87.8 inch) Height : 140 cm (55 inch)



Able to load the racing bike with covers on.



Usable with ZETA hand guards.



Belt loops on front and center of bike cover to prevent wind flap during transport.



Convenient double sliders of the zippers for handlebar provide a wide range of adjustment.

How to load the racing bike on a truck with the cover on.



Remove the velcro flap and open the zipper on the front wheel.



Lace the velcro flap into the loop on the front fender and secure.



Loosen the hem adjusting cord at bottom center on the bike cover.



Now the front tire is free to move.



Lace the velcro flap into the loop on the rear fender and secure.



The state after the flaps secured.



Now the rear tire is free to move.



Wrap a tie-down soft hooks around the handlebar then load on a truck.



DRC
OFF ROAD MOTORCYCLE COVER

- Off-road cover, all-weather type.
- Oxford fabric with excellent strength and durability.
- Front side colored in blue to easily find cover direction.
- Slit openings in front and back for security lock.
- Set the belt in the center to prevent rattling by wind.
- Comes with a storage bag (Convenient belt to hook at the bottom).

Part #	Size	Length	Height
D57-01-101	Medium Size	225 cm (88.58 inch)	160 cm (62.99 inch)
		250 cm (98.43 inch)	175 cm (68.9 inch)
D57-01-112	Dual Sport Model	225 cm (88.58 inch)	160 cm (62.99 inch)
		250 cm (98.43 inch)	175 cm (68.9 inch)



Storage bag has a mesh panel to drain water from wet bike cover.



Dual sport model



Medium Size

Dual Sport Model

Medium Size



Slit openings on front and back for security lock.
 Lock diameter : 6 cm / 2.4 inch



Reduce flapping by wind. Easy to install with buckle type.



Ventilation on the both sides.



Rubber shirring provided for secure installation.



Hem adjusting cord provides tight cover fit on your bike to prevent flapping of the cover.



Slit openings on front and back for security lock.
 Lock diameter : 6 cm / 2.4 inch



2 adjustable belts prevent bike cover wind flap. Easy to use with buckles on the belts.



Storage bag has a mesh panel to drain water from wet bike cover. Loop for easy storage and drying.

Fitting application

Size	HONDA	YAMAHA	SUZUKI	KAWASAKI	KTM	HUSQVARNA	GASGAS	etc.
Dual Sport Model	CRM250/R/AR XR250/400Motard XR250/R/Baja XR400R/600R/650R XLR125R/200R XLR250/R/Baja CRF250L/M CRF250RALLY	DT125R/200R DT200WR DT230 Lanza TTR250R/Raid WR250R/X Serow250 XT400E Artesia	Djebel125/200/250 Djebel250XC DR250/S/R DR350 DRZ400/S/SM/R RMX250S/R DF125E/200E TS125R/200R SX125R/200R Van Van200 250SB V-strom250	KDX125SR/200SR KDX220SR KDX250SR KLX250S/R/SR/ES/SF KLX300R/450R D-Tracker/X KLE250/400 250TR VERSYS-X 250 KLX230	125EXC/ 200EXC 250EXC/-R/-F 300EXC 400LC-4 400EXC/-R 450EXC/-R 525EXC-R 530EXC/-R 690 Enduro/ SMC	TE250/310 TE450/630 WR125/250/360 SM125/250R SM400R/450R SM450RR/510R SM570/610 SMS630	Halley125R EC125/250 EC450	Husaberg TE250 Husaberg FE390/450 Husaberg FE570 Husaberg FS570 tm EN250 Fantic Caballero Scrambler 125/250/500 Fantic CABALLERO FlatTrack 125/250/500
Medium Size	CRM50/80 XR50/100 Motard XR230/Motard FTR223/TLM220R SL230 XL230 Degree AX-1.MONKEY125	DT50 XTZ125E TT-R125LW/LEW TW200/E TW25/E Serow225/W/WE XT250X Tricker/Bronco	TS50R GrassTracker BigBoy	D-Tracker125 Super Sherpa KLX125/150S			Pampera125	






DRC

PROTECTION CLEAR DECAL

- Clear decals to protect your bikes from scratching, rocks and debris during your ride.
- Thickness : 0.15 mm 3 sheets per package.

Part #	Size
D50-10-010	30 cm (12 inch) x 45 cm (18 inch)



DRC

CARBON LOOK DECAL

- Carbon look decal Sheets. 0.15 mm thick sheet is easy to install even on curved Surfaces.
- Good to use on front outer tube, swing arm, air Box and more. Comes in 2 sheets.

Part #	Size
D50-02-001	30 cm (12 inch) x 45 cm (18 inch)



DRC

BOOTS BAG

- Off road boot bag designed for easy carrying and storage.
- Upper mesh panel is for better breathability.

Part #	Color
D28-01-020	Black



DRC

CAP

Part #	Color	Size
D20-21-116	Black/White	Size Free (Velcro strap type)



DRC

STICKER

Part #	Size
D50-01-102	6 cm (2.3")
D50-01-104	10 cm (4")
D50-01-106	13.5 cm (5.3")



ZETA / DRC DISPLAY RACK

Part #	Size
D39-11-111	70 cm x 190 cm (2.3' x 6.2')





MX2

1234567890
1234567890

Full size MX racer For 1 - 2 digit number
Black / White H 16.5 cm (6.5 inch)



ED2

1234567890
1234567890

Head light number plate
Mini MX racer etc. For 1 - 2 digit number
Black / White H 14 cm (5.5 inch)



MN2

1234567890
1234567890

CRF50F / TTR50E etc.
Black / White H 10 cm (4 inch)

MOTION STANDARD NUMBERS

- Standard numbers for number plates.
- Smaller size for recent dirt bikes.
- Available in 3 sizes. Fits MX and pit bike.
- Narrow design for 3 digit numbers. (MX3)
- Cut from 0.1 mm (4 mill) adhesive backed vinyl.
- 3 numbers per pack



MX3

1234560

Full size MX racer For 1 - 3 digit number
Black H 16.5 cm (6.5 inch)



ED3

1234567890

Head light number plate
Mini MX racer etc. For 1 - 3 digit number
Black H 14 cm (5.5 inch)

Number	MX2 (3 pk)		MX3 (3 pk)	ED2 (3 pk)		ED3 (3 pk)	MN2 (3 pk)	
	Black	White	Black	Black	White	Black	Black	White
0	MO11-0200	MO11-0210	MO11-0300	MO11-2200	MO11-2210	MO11-2300	MO11-3200	MO11-3210
1	MO11-0201	MO11-0211	MO11-0301	MO11-2201	MO11-2211	MO11-2301	MO11-3201	MO11-3211
2	MO11-0202	MO11-0212	MO11-0302	MO11-2202	MO11-2212	MO11-2302	MO11-3202	MO11-3212
3	MO11-0203	MO11-0213	MO11-0303	MO11-2203	MO11-2213	MO11-2303	MO11-3203	MO11-3213
4	MO11-0204	MO11-0214	MO11-0304	MO11-2204	MO11-2214	MO11-2304	MO11-3204	MO11-3214
5	MO11-0205	MO11-0215	MO11-0305	MO11-2205	MO11-2215	MO11-2305	MO11-3205	MO11-3215
6	MO11-0206	MO11-0216	MO11-0306	MO11-2206	MO11-2216	MO11-2306	MO11-3206	MO11-3216
7	MO11-0207	MO11-0217	MO11-0307	MO11-2207	MO11-2217	MO11-2307	MO11-3207	MO11-3217
8	MO11-0208	MO11-0218	-	MO11-2208	MO11-2218	MO11-2308	MO11-3208	MO11-3218
9	MO11-0209	MO11-0219	-	MO11-2209	MO11-2219	MO11-2309	MO11-3209	MO11-3219

MOTION FRONT FORK DECAL

- Back printed on high gloss vinyl.
- Uses high quality adhesive.
- Will withstand aggressive riding and pressure washing.
- Sold in pairs.

Part #	Color
MO52-0100	Clear
MO52-0300	Carbon
MO52-0112	Clear Showa Red/Black
MO52-0118	Clear KYB Black/White
MO52-0311	Carbon Showa Red
MO52-0316	Carbon KYB Red



Clear



Carbon



Clear Showa Red/Black



Clear KYB Black/White



Carbon Showa Red



Carbon KYB Red

MOTION FRONT FENDER SIDE DECAL

Part #	Color
MO33-0701	ZETA Racing Black
MO33-0702	ZETA Racing White



ZETA Racing Black



ZETA Racing White





MOTION
ALL GRIPPER SEAT COVER

- All gripper design provides excellent seat grip control.
- Simple solid color, fits almost all models.
- Provides excellent no-slip grip

Part #	Color
MO47-0101	Black



MOTION
MX GRIPPER SEAT COVER

- Universal seat cover for thin mx type seats.
- Seamless design for better control in hard riding.
- Used by Taka Higashino.

Part #	Color
MO47-0301	Black



DRZ400SM

NO borders on the terrains.

We offer total riding wear that always considers safety, comfort, and maneuverability, aiming to make things from the rider's perspective.

OUTER



GROVE



INNER ACCESSORIES



GOGGLE



Rider / Jun Mitsuhashi



DFG Ambassador
Jun Mitsuhashi Profile

Born in Tokyo, born in 1970

A rallyist representing Japan.

Participated in the Dakar Rally (commonly known as the Paris Dakar) 15 times through both the two-wheel and four-wheel divisions.

He won the Top Privateer Award in 2002 for two wheels and the class championship for five times including two consecutive wins for four wheels. Beyond motor sports, he has expanded his field of activities to include bicycles and snowboards, and is playing an active role as a "leader of adventure and outdoor sports." He has one aspect as a video creator, and his dynamic images and videos that he shoots are widely used in this brand.

FUNCTION

Waterproof	Real leather	Separate thermal inner jacket	Draping	Sufficient space
Waterproof #1	Compatible with smartphone	Separate waterproof inner jacket	2-way stretch structure	Ventilation structure
Waterproof breathable fabric Coating	CE certified (protector)	Separate windproof inner jacket	4-way stretch structure	Large ventilation
Windproof fabric	Compatible with Chest core protector (DG0203-0101)	Separate thermal inner pants	Reflector	Compatible with off-road boots
Woman Size	For youth/Kids size	Separate waterproof inner pants	360 reflector	Compatible with inner protector

MATERIAL



COOLMAX

Coolmax is a high-performance material with the threat of quick-drying performance that is 6 times that of cotton. There are four grooves in one fiber, and the capillary action allows sweat to diffuse quickly. The diffused sweat evaporates while taking away the temperature of the body surface due to the heat of vaporization, resulting in a high cooling effect.



THERMOLITE

Thermolite is a high-performance material that has macaroni-shaped fibers and has excellent heat retention and quick-drying properties. Warm air can be retained in the hollow part of the fiber, so the warmth is maintained. In addition, it has a quick-drying performance that is 1.5 times faster than cotton, preventing sweat chills during exercise. Even in sports with intervals, the inside is always warm and dry.



Reissa membrane

A membrane that combines waterproofness, moisture permeability, and durability. While keeping the inside dry while blocking wind, rain and snow, it provides a comfortable environment. Waterproofness: 10,000mmH₂O (ISO811(E):1981) Breathability: 10,000g/m²/24h (ASTM E 96:2010)



Hipora

A membrane for gloves that combines waterproofness, moisture permeability, and durability.



3M Thinsulate

High-performance batting material. The fine fiber structure provides excellent heat insulation.



3M reflector

A world standard retroreflective material for both quality and durability.

1680D BALLISTIC POLYESTER

1680D ballistic polyester Polyester fabric with excellent abrasion resistance. It has both durability and flexibility.



SAS-TEC pad

Foam that slowly follows slow movements and instantly cures (hardness change) in case of fast impact. Since it is soft and light, it is ideal for motor sports where easy movement is important.

SIZE CHART

JACKET (cm)

	M	MB	L	LB	XL	XLB	XXL
Height	165 - 175		170 - 180		175 - 185		180 - 190
Chest	88 - 96	98 - 106	92 - 100	102 - 110	96 - 104	106 - 114	100 - 108
Waist	74 - 82	84 - 92	78 - 86	88 - 96	82 - 90	92 - 100	86 - 94

***B" notation: It is a setting with a space around the waist.

INNER SHIRT (cm)

	S	M	L	XL
Height	155 - 165	165 - 175	170 - 180	175 - 185
Chest	82 - 87	87 - 92	92 - 97	97 - 102
Waist	68 - 73	73 - 78	78 - 83	83 - 88

PANTS (cm)

Inch	28	30	32	34	36	36S	38	38S
Hip	83 - 91	88 - 96	93 - 101	98 - 106		103 - 111		108 - 116
Inseam *1 Design dimensions	75	75	76	78	80	75	82	77

***S" notation: short inseam setting.

INNER PANTS (inch)

Waist	S	M	L	XL
	- 30.0	30.0 - 32.0	32.0 - 34.0	34.0 -

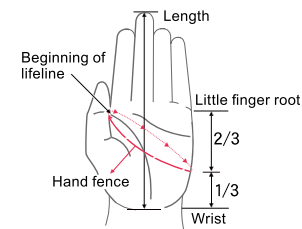
RAIN PANTS (inch)

	S	M	L	XL	XXL
Inch correspondence	28 - 30	30 - 32	32 - 34	34 - 36	36 - 38

GLOVE (cm)

	M	L	XL
Palm width	23	24	25
Length	18	19	20

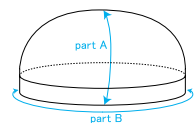
How to measure hand width



SWEAT CAP (cm)

	S/M	L/XL	S/M	L/XL
Size	52 - 58	56 - 62	15	16
Maximum size	48 - 58	52 - 62	48	52
Stretch width			- 58	- 62

* Please measure the circumference of your head.



SHIELD LAYER ELBOW (cm)

	S/M, Youth/Women	L/XL
Size	23 - 28	28 -

*When measuring the size, please measure 5 cm below the elbow.





DFG NAVIGATOR COOL JACKET

- Riding jacket designed for 3 seasons, Spring, Summer and Autumn.
- Equipped big ventilation panels on chest, arms and back for great breathability.
- Adapts to a wide range of temperatures, to be used during the Spring, Summer, and Autumn seasons.
- Comes with back, shoulder and elbow protectors.
- Optional chest protector, DG023-0101 available.

Part #	Color	Size
DG2304-001	Black/Silver	
DG2304-002	Khaki/Black	M · L · XL · XXL
DG2304-003	Steel/Silver	



Khaki/Black

OUTER



GROVE



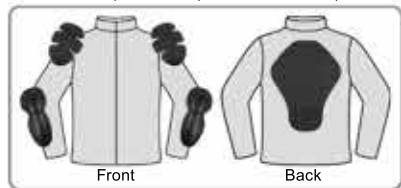
INNER ACCESSORIES



GOGGLE



CE certified protector (Shoulder/Elbow)



Front

Back



Back Style



Chest ventilation.



Sleeve ventilation.



Back ventilation.



Black/Silver



Steel/Silver




DFG NAVIGATOR COOL PANTS

- 3 season riding pants come with many kinds of ventilation.
- Best to use for touring and trail ride.
- Large zipper ventilation on thigh area.
- Can be used with off road boots.
- Comes with side waist and knee protectors.

Part #	Color	Size
DG0141-001	Black/Silver	30 · 32 · 34 · 36 · 38
DG0141-011		36S
DG0141-002	Khaki/Black	30 · 32 · 34 · 36 · 38
DG0141-002		36S
DG0141-003	Steel/Black	30 · 32 · 34 · 36 · 38
DG0141-013		36S · 38S

***S" notation: short inseam setting.

CE certified protector (Waist/Knee)



Open thighs ventilation.



Compatible with off-road boots.



Steel/Black



Black/Silver



Khaki/Black



DFG EXPLORER AIR JACKET

- Designed to use in wide range of riding styles use mesh jackets for street and off road.
- Made of durable and flexible mesh fabric for movability and breathability.
- Comes with wind deflector inner jacket, to adjust your body temperature.
- Equipped with removable hydration pack pocket.
- Comes with back, shoulder and elbow protectors.
- Optional chest protector, DG0203-0101 available.

Part #	Color	Size
DG2303-001	Black/Black	M · L · XL · XXL

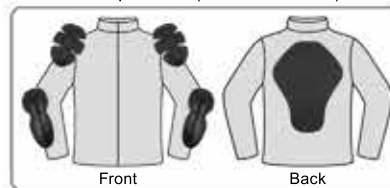


Black/Black



Back Style

CE certified protector(Shoulder/Elbow)



Deflector inner jacket.



Hydration pocket.
(Removable)



Hydratino pack sold separately.

OUTER



GROVE



INNER

ACCESSORIES



GOGGLE



Black/Black



Back Style



DFG EXPLORER AIR PANTS

- Riding pant made of fully mesh material for extreme breathability.
- Durable but flexible mesh material can be used on off road rides.
- Heat resistant material on inside of knee area, nonflammable by exhaust or engine.
- Can be used with off road boots.
- Comes with side waist and knee protectors.

Part #	Color	Size
DG0143-001	Black/Black	30 · 32 · 34 · 36 · 38
DG0143-011		36S

****S" notation: short inseam setting.

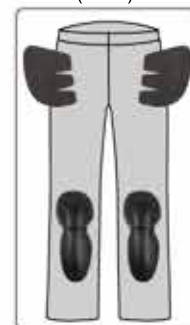


Compatible with off-road boots.



Heat resistant leather is placed inside the knee.

CE certified protector (Knee)





DFG RANGER JACKET JP

- Real adventure riding jackets for long touring and dirt adventure rides.
- Equipped with large ventilation on chest, arms and back panel for breathability in hot weather condition or hard riding.
- Comes with water repellent/cold weather inner jacket, allows you to use this jacket for all seasons.
- Ranger / Navigator pants connecting fastener provides more winter protection and windproofing.
- Comes with back, chest, shoulder and elbow protectors.

Part #	Color	Size
DG2302-001	Black/Black	M · L · XL · XXL
DG2302-002	Gray/Yellow	M · L · XL · XXL · MB · LB · XLB
DG2302-003	Ivory/Black	


****B" notation: It is a setting with a space around the waist.

MATERIAL
REISSA MEMBRANE® POWER SKIN **3M Scotchlite** Reflective Material **1680D BALLISTIC POLYESTER**



Ivory/Black

CE certified protector (Shoulder/Elbow)



Front

Back



Back Style



Open chest ventilation.

Open back ventilation.
(Both sides)

Use a stretch panel on the under shoulder.



Grey/Yellow



Black/Black



DFG RANGER PANTS JP

- Real adventure riding pants for long touring and dirt adventure rides.
- Many ventilations, comes with waterproof and heat retention pants allows you to ride in all seasons.
- Comes with side waist and knee protectors.
- Heat resistant material on inside of knee area, nonflammable by exhaust or engine.

Part #	Color	Size
DG0102-001	Black/Black	28 · 30 · 32 · 34 · 36 · 36S · 38 · 38S
DG0102-003	Ivory/Black	


****S" notation: short inseam setting.

Compatible with off-road boots.



Back Style

CE certified protector (Waist/Knee)



Heat resistant leather is placed inside the knee.

Thighs ventilation.



Ivory/Black



Black/Black





Black/Red

DFG NAVIGATOR JACKET JP

- Multi purpose off road standard riding jacket.
- Equipped with protections, ventilations and storage pockets necessary for off road riding.
- Comes with separate type water repellent/cold weather inner jacket, allow you to use this jacket for all seasons.
- Ranger / Navigator pants connecting fastener provide more winter protection and windproofing.
- Comes with back, shoulder and elbow protectors.

Part #	Color	Size
DG2301-001	Black/Black	
DG2301-002	Grey/Yellow	M · L · XL · XXL
DG2301-003	Black/Red	

※ Jacket size is smaller than the actual size due to inner layer jacket.

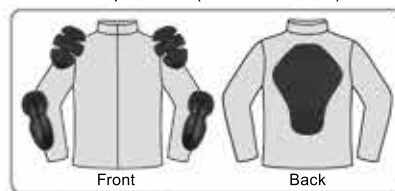
MATERIAL

REISSA MEMBRANE[®] POWER SKIN 3M Scotchlite[®] Reflective Material 1680D BALLISTIC POLYESTER



Back Style

CE certified protector (Shoulder/Elbow)



Grey/Yellow



Black/Black



Chest ventilation.



Upper arm ventilation.



Back ventilation/Stretch panel.



Black/Black



DFG NAVIGATOR PANTS JP

- Multi purpose off road standard riding pants.
- Equipped with protections, ventilations, storage pockets necessary for off road riding.
- Many ventilations, comes with waterproof and heat retention pants allows you to ride in all seasons.
- Heat resistant material on inside of knee area, nonflammable by exhaust or engine.
- Can be used with off road boots.
- Comes with side waist and knee protectors.

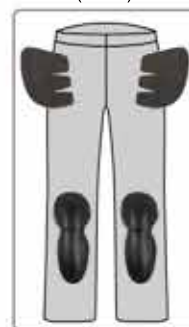
Part #	Color	Size
DG0101-001	Black/Black	28 · 30 · 32 · 34 · 36 · 36S · 38 · 38S

****S" notation: short inseam setting.

Compatible with off-road boots.



CE certified protector (Knee)



Back Style



Heat resistant leather is placed inside the knee.



Thigh ventilation





DPS
LUMBER JACKET JP

- Waterproof breathable fabric light weight riding jackets for any riding style and use.
- Feel free to wear, all weather jacket.
- Comes with ventilation zipper on chest and back for comfortable ride in hot weather or hard riding conditions.

Part #	Color	Size
DG2365-150	Grey/Orange	M · L · XL
DG2365-160	Navy/White	



Navy/White



Back Style



Grey/Orange



Designed to accommodate an inner protector.

Chest ventilation.



DPS
DIVISION CARGO SHORTS JP

- Cargo type light weight, cool, and casual riding shorts.
- Can be used with off road boots and short riding boots.
- Heat resistant material on inside of knee area, nonflammable by exhaust or engine.
- Available in khaki, black, Steel and Silver colors.

Part #	Color	Size
DG0144-001	Black/Black	30 · 32 · 34
DG0144-002	Khaki/Black	30 · 32
DG0144-004	Steel/Black	32



Khaki/Black



Heat resistant leather is placed inside the knee.



Black/Black

Steel/Black



Back Style



Navy/Yellow



DFG
ICICLE JACKET JP

- The best windproof soft winter jacket.
- Relax fit design for use with inner protectors.
- Inner pocket comes with key ring holder.

Part #	Color	Size
DG2361-010	Navy/Yellow	M / L



Back Style



Designed to accommodate an inner protector.

Equipped with a key chain in the inner pocket.

OUTER



GROVE



INNER ACCESSORIES



GOGGLE



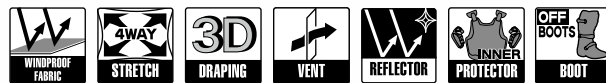
Black



Retractable ventilation.



Back Style



DFG
WINTER RIDE OFF ROAD PANTS JP

- Stretch soft shell made of windproof material shuts out cold wind.
- The lining is a brushed material to increase heat retention and soft on the skin.
- Designed for easy movement with stretch panels on knees and waist.
- Compatible with inner type knee protectors and knee braces.
- A SAS-TEC waist pad [DG0809-1101 (sold separately)] can be installed as an option.
- * A dedicated protector pocket is placed on the inner waist. (Waist pad is not included.)
- Off-road boot-in type

Part #	Color	Size
DG0161-013	Black	30 · 32 · 34 · 36



DFG RANGER GLOVE JP

- Full leather flexible winter glove.
- Palm leather is made of sheep leather for good operability.
- Padded at base finger area.
- Padded plastic knuckle area and reflector line on back hand area.

Part #	Color	Size
DG0302-001	Black/Black	
DG0302-002	Gray/Black	M · L · XL
DG0302-003	Ivory/Black	



Can operate the touch panel with index finger.



Reflector on back of the hand.



Ivory/Black

Gray/Black

Black/Black



DFG NAVIGATOR GLOVE JP

- Heat retention, protection, waterproof breathable glove.
- Palm leather is made of seep leather for good operability.
- Thinner palm leather design for better thermal conductivity from grip heater.
- Padded carbon knuckle and reflector line on back hand area.

Part #	Color	Size
DG0301-001	Black/Black	
DG0301-002	Gray/Ivory	M · L · XL
DG0301-003	Ivory/Black	

MATERIAL



Reflector on back of the hand.



Black/Black

Ivory/Black

Gray/Ivory



DFG MONSOON GLOVE JP

- Easy operability, all weather winter glove.
- Fully anti-slip design on palm area.
- Silicon grip on finger area for better lever and throttle controls.
- Reflector line on back hand area.

Part #	Color	Size
DG0303-001	Black/Black	
DG0303-002	Black/Red	M · L · XL
DG0303-003	Ivory/Black	

MATERIAL



Reflector on back of the hand.



Black/Black

Ivory/Black

Black/Red

Protector on bottom palm area.

One-hand draw cord adjuster.





Camo/Gray

Black/Gold

Blue/White



DFG ICICLE GLOVE JP

- Easy operability and stretchability winter glove for active ride.
- Silicone grip on palm area.
- Cuff area is made of elastic material to prevent cold wind from entering.
- Cotton filling back hand panel keeps your hand warm during your ride.

Part #	Color	Size
DG0332-010	Camo/Grey	M · L · XL
DG0332-020	Black/Gold	M · L · XL
DG0332-030	Blue/White	L · XL

MATERIAL



OUTER



GROVE



INNER ACCESSORIES



GOGGLE



Khaki/Yellow

Grey/Black

Khaki/Black



DFG MUDPASS GLOVE JP

- Provides better hand grip in muddy condition.
- Silicon print on finger area for better lever and throttle controls.
- Available in khaki/yellow, khaki/black and gray/black colors.

Part #	Color	Size
DG0331-010	Gray/Black	
DG0331-020	Khaki/Black	M · L · XL
DG0331-030	Khaki/Yellow	

3D mesh panel reduces sticking mud.



DFG WINTER RIDE GLOVE JP

- Do not give up operability.
- Pursue comfortable fitting and direct operability.
- Windproof stretch soft shell enhances the fit and the palm of one piece leather provides a sense of unity with the grip.
- Windproof/breathable fabric adopted
- Smartphone compatible (thumb/index finger).
- Knuckle guard.
- Grip heater compatible.

Part #	Color	Size
DG0304-001	Black	S · M · L · XL
DG0304-006	Grey	



Black

Grey



Can operate the touch panel with index finger.

COOL MAX®

DFG NEO FIT SHIRTS Vented JP

- Excellent sweat absorption and quick dry material keeps your body cool by evaporating sweat. Provides comfort during your ride.
- Larger mesh panel used under shoulders and back for efficient ventilation.
- For all season use, even in a hard riding in cold weather conditions.

Part #	Size	Color	Material
DG1202-0106	XL	Grey	Polyester



Back Style

Larger mesh panel used under shoulders and back.

OUTER



GROVE



INNER ACCESSORIES



GOGGLE



THERMOLITE®

DFG NEO FIT SHIRTS Thermal-Longsleeve JP

- Long sleeve inner shirt made of THERMOLITE for warmth, moisture absorption and quick drying in cold weather condition.
- Keeps your body warm by removing moisture during your ride.
- Breathable raised fabric on the back keeps your body warm and dry.
- Lightweight padded elbows, the best under shirt to use in cold weather riding.

Part #	Size	Color	Material
DG1202-0013	S	Black	Polyester
DG1202-0014	M		
DG1202-0015	L		
DG1202-0016	XL		



Back Style





COOL MAX Pad



Removable Pad

THERMOLITE®

DFG NEO FIT PANTS Thermal

- Constructed of thermal, quick drying material for winter riding.
- Material keeps dry to prevent cooling by body perspiration.
- Thick wind-proof material and raised lining fabric keeps your body warm on winter rides.

Part #	Size	Color	Material
DG1201-1113	S	Black	Polyester
DG1201-1114	M		
DG1201-1115	L		
DG1201-1116	XL		



Back Style



DFG SWEAT CAP Vented

- Sweat cap especially designed for MX and motorsport riding.
- Wear the sweat cap under your helmet to prevent sweat from getting inside your goggles and/or eyes.
- High water absorption microfiber fabric is placed inside the head band to absorb sweat during your ride.
- Cap body is made of high breathable mesh for comfort.
- Best to use for hard riding in summer and winter seasons.

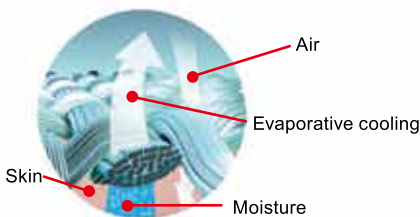
Part #	Size	Color	Material
DG1205-0023	S / M	Black	Polyester
DG1205-0024	L / XL		



Cap body is made of high breathable mesh.



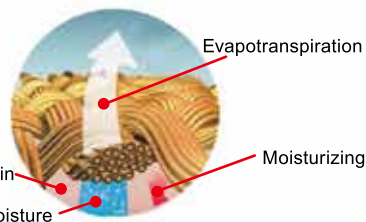
High water absorption microfiber fabric is placed inside the head band.



COOLMAX®

COOLMAX

Coolmax is a high-performance material with the threat of quick-drying performance that is 6 times that of cotton. There are four grooves in one fiber, and the capillary action allows sweat to diffuse quickly. The diffused sweat evaporates while taking away the temperature of the body surface due to the heat of vaporization, resulting in a high cooling effect.



THERMOLITE®

THERMOLITE

Thermolite is a high-performance material that has macaroni-shaped fibers and has excellent heat retention and quick-drying properties. Warm air can be retained in the hollow part of the fiber, so the warmth is maintained. In addition, it has a quick-drying performance that is 1.5 times faster than cotton, preventing sweat chills during exercise. Even in sports with intervals, the inside is always warm and dry.

DFG SHIELD LAYER SHIRTS

- Excellent seat absorption and quick dry material no sleeve shirt comes with chest pad.
- Easy to wear, protect your body from roost, rock, tree branches during your ride.
- Mesh panels on front and back side for maximum ventilation and breathability.
- Slit pads for maximum air flow.

Part #	Size	Color	Material
DG0201-0101	S / M (Chest 80-96cm)	Black	Fabric:Polyester Pad:PE



Mesh Panel

Back Style

OUTER



GROVE



INNER ACCESSORIES



GOGGLE



DFG AXIS ELBOW GUARD

- Hard shell type.
- Comfort fit design.
- Inner soft shell guards your arm.
- Slits helps remove heat.
- Breathable vented holes.
- Cross type strap attaches tightly on your arm.
- Passed EN1621-1

Part #	Size	Color	Material
DG0803-1101	Adult	Black	Polypropylene
DG0803-1105	Youth / Women	Black	Polypropylene



DFG AXIS KNEE/SHIN GUARD

- Hard shell type.
- 3 straps hold tightly on your legs.
- Inner soft shell protects knee and shin.
- Vented holes for breathability and comfort.
- 2 piece AXIS SHIN GUARD helps body action.
- Passed EN1621-1

Part #	Size	Color	Material
DG0803-3101	Adult	Black	Polypropylene
DG0803-3105	Youth / Women	Black	Polypropylene



Adult



Youth/7years

DFG AXIS RIDING BELT

- Waist supporter designed for riding.
- Exclusive design 'Ride fit curve' is hard to shift and supports the waist without hindering leg movements.
- Breathable with stretch mesh panels on both sides.
- Hold firmly with the upper double support belt.
- Six stays support the entire back.
- With a convenient loop that can be hooked to a hook when the belt is removed.
- Ride fit curve
- Firmly supports the waist without disturbing the movement of the legs

Part #	Size	Color	Material
DG0601-1011	S / M (28 -32inch)	Black	Polyester
DG0601-1012	L / XL (34-38inch)	Black	Polyester



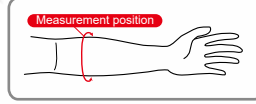
Back Style



DFG SHIELD LAYER ELBOW

- Arm sleeve with elbow pad. Stays in place without constriction.
- Light weight and compact design to fit under jersey.
- Made of quick-drying and elasticized material for comfort.
- Available 2 sizes, S/M and L/XL size.
- Comes in pairs.

Part #	Size	Color	Material
DG0801-1201	S / M 23-28cm (9-11 inch)	Black	Nylon/Polyester
DG0801-1202	L / XL 28cm- (10.5 inch)		



OUTER



GROVE



INNER ACCESSORIES



GOGGLE



DFG AIRFLOW PLUS SOCKS COOL MAX*

- The arch and ankle support do not interfere with the movement by proper tightening, reducing the fatigue of the foot.
- Thick pile processing is applied to the whole to protect the feet from interference and vibration from protectors.
- Below knee length.
- Comfortably supports the arch and ankle.

Part #	Size	Color	Material
DG1111-1041	S / M (23cm~26cm)	Grey	Polyester
DG1111-1042	L / XL (26cm~29cm)		



Silicon print.



Short type



Long type

DFG RACING TABI SOCKS COOL MAX*

- Japanese traditional socks "Tabi," are socks in which the toes are bifurcated where one toe gusset is used for first toe, provides better traction and foot sensitive control.
- "Tabi" socks are developed for motorcycles using these advantages for smooth weight shifting and sensitive brake and shift pedal control.
- Short length design is best used with DFG inner pants to prevent the socks from slipping down and prevent uncomfortable layer build up with the inner pants.
- Long length type is designed to use with short inner pants.
- The material thickness provides a natural fit feel.

Part #	Type	Size	Material
DG1102-1041	Short	S / M (25-27cm)	Polyester
DG1102-1042		L / XL (27.5-29.5cm)	
DG1102-2041	Long	S / M (25-27cm)	
DG1102-2042		L / XL (27.5-29.5cm)	



DFG CHEST CORE PROTECTOR

- Chest protector designed to use with DFG riding jackets.
- 3 layer protection core materials ease impact in the event of crash or fall.
- Can be used with Ranger jacket, Navigator Cool jacket and Explorer Air jacket.

Part #	Size	Color
DG0203-0101	One Size	Black

SAS-TEC
body protection systems



DFG OPTION PAD

- SAS-TEC waist pad
- A foam that slowly follows slow movements and instantly cures (hardness changes) when hit quickly. Since it is soft and light, it is ideal for motor sports where ease of movement is important.
- Can be attached to riding pants and inner pants that support optional pads.
- Correspondence: Winter ride riding pants

Part #	Size	Quantity
DG0809-1101	W:13cm H:15cm	2



DFG PROOF JACKET JP

- Suitable for circuit riding or race in rain or cold weather.
- Use waterproof / breathable fabric.
- Able to wear with inner protector.
- Uses a light thin ripstop fabric, excellent tear strength.
- Ventilation of the back, reduces steaming in the jacket.
- ※ Not completely waterproof.

Part #	Color	Size	Material
DG2362-020	White / White	M · L · XL	Nylon
DG2362-030	Black / Black	M · L	



Can be stored in a cargo pocket.



Compactable for storage.



White / White

Black / Black

Back Style

Ventilation

OUTER



GROVE



INNER ACCESSORIES



GOGGLE



DFG MONSOON OFF-ROAD RAIN PANTS JP

- Rain pants can be used with off road boots.
- Relax design on thigh and knee area for better mobility.
- Wide opening zipper for easy wearing even with off road boots.
- Reflectors on side area.

Part #	Color	Size	Material
DG2211	Black	S · M · L · XL	Nylon



Storage bag included.




Reflector



DFG BOOTS GAITER JP

- Prevents water or mud from entering boots on rainy days.
- Easy wrapping install.
- Protects straps buckles by preventing mud from entering.
- Reflector behind the cover to ensure visibility.
- Keep your boots clean longer.
- Free size

Part #	Color	Size	Material
DG2252-0200	Black/Black	Free	Polyester (PVC coating)



Ballistic Nylon



Installation image.

DFG MUDPASS GAITER 2 JP

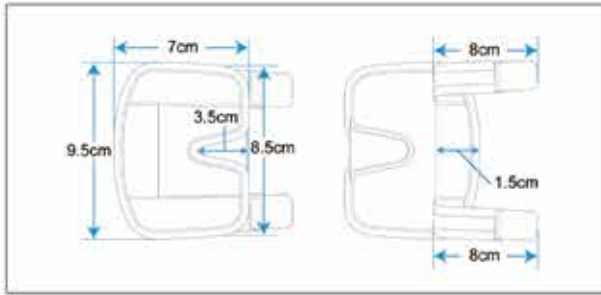
- Prevents mud and water entering between the boots and MX pants.
- Uses waterproof, stretch fabric (chloroprene).
- Wrap type provides quick and smooth removal.
- Velcro provides free tightening adjustment.
- Ballistic nylon with high strength and durability.
- Free size

Part #	Color	Size	Material
DG2251-0110	Black/Black	L : 60cm H : 18cm	Chloroprene



Non-slip silicone.

Ballistic Nylon



DFG
KNEE BRACE HINGE COVER

- Neoprene protector covers for knee braces hinge prevents damage your riding pants and your motorcycle.
- Ballistic nylon on out side for durability and wear resistance.
- Inside cover where contact with knee brace hinge comes with silicon grip, that keeps protector stays on the hinge.
- Comes in pairs.

Part #	Size	Color	Material
DG0502-1011	W:7cm H:9.5cm	Black	Chloroprene



POD KNEE BRACE



Alpinestars KNEE BRACE



DFG
HELMET BAG

- Sponge foam outside of the bag absorbs shock protection.
- Soft fabric inside of the bag protects the helmet.
- Outer pocket is convenient for storing accessories such as goggles.

Part #	Size	Color	Material
DG2802-0011	W : 36cm H : 32cm D : 25cm	Black/Red	Polyester



DFG
LAUNDRY BAG

- The best laundry bag for MX gear etc.
- Mesh on the side for breathability.
- Outer pocket is convenient for storing accessories such as goggles.

Part #	Size	Color	Material
DG2801-0100	W : 34cm H : 57cm D : 34cm	Black	Nylon



Compactible for storage.

Folding W : 18cm H : 5cm



Matte Black



Matte Red



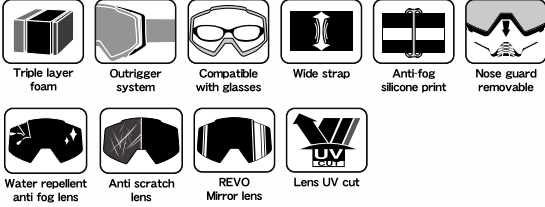
Matte Khaki / Black



Matte Blue / White



Matte Black / Yellow



DFG THROTTLE GOGGLE 2.0

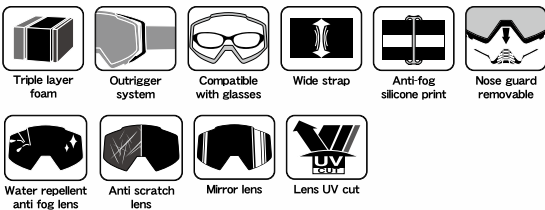
- Equipped with an outrigger, it presses against your face with a stable pressure, and it promises an outstanding fit combined with a three-layer foam with different densities that excels in sweat absorption.
- Standard equipped with 100% UV cut, anti-scratch, anti-fog, water repellent mirror lens and removable nose guard.
- Compatible with glasses with a frame width of 140 mm or less.

Part #	Color	Lens	Replacement Strap
DG1320-0111	Matte Black	Orange REVO Mirror	-
DG1320-0112	Matte Red	Orange REVO Mirror	DG1302-9107
DG1320-0114	Matte Khaki / Black	Orange REVO Mirror	DG1302-9103
DG1320-0215	Matte Blue / White	Silver REVO Mirror	DG1302-9106
DG1320-0413	Matte Black / Yellow	Gold REVO Mirror	DG1302-9104



What is REVO coating?

A coating technology developed by NASA to protect the eyes from the harmful rays of the sun in outer space. The brilliant glow is a coating that is popular even in sports scenes overseas. By reducing the light transmittance, it reduces glare and cuts ultraviolet rays. Another feature is that it is not easily scratched.



DFG THROTTLE GOGGLE

- High grade outrigger strap system riding goggle.
- Outrigger strap system provides better form fits, prevents dust and water from entering goggle.
- Can be used with eye glasses with frame width up to 140mm.
- 3 layered padded foam for better fit and sweat absorption.
- Comes with removable nose guard.
- 100% UV protection lens.



Red / Navy



Blue / Black

Part #	Color	Lens	Replacement Strap
DG1302-0202	Red / Navy	Silver Mirror	DG1302-9102
DG1302-0206	Blue / Black	Silver Mirror	DG1302-9106



Red



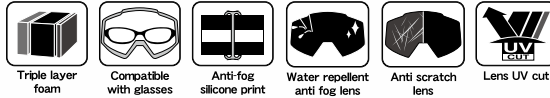
Black



Blue



Yellow



DFG IGNITION GOGGLE JP

- Standard simple goggle.
- Can be used with eye glasses with frame width up to 140mm.
- 3 layered padded foam for better fit and sweat absorption.
- 100% UV protection lens.

Part #	Color	Lens	Replacement Strap
DG1301-0100	Black	Clear	DG1301-9100
DG1301-0101	Red		DG1301-9101
DG1301-0102	Blue		DG1301-9102
DG1301-0104	Yellow		DG1301-9104

OUTER



GROVE



INNER ACCESSORIES




GOGGLE



Matte Yellow



Matte Black



DFG TRACTION GOGGLE JP

- A vintage style model that combines performance and fit.
- Clear lens standard equipment
- 3 layered padded foam for better fit and sweat absorption.
- The front and back of the lens are anti-fog processed.
- 100% UV protection lens.

Part #	Color	Lens
DG1303-0101	Matte Yellow	Clear
DG1303-0100	Matte Black	

DFG IGNITION/THROTTLE GOGGLE REPAIR PARTS NOSE GUARD JP

Part #	Color
DG1421-0100	Black



DFG IGNITION/THROTTLE GOGGLE REPAIR PARTS REVO MIRROR LENS v2.0 JP

- 100% UV cut, anti-scratch, anti-fog, water repellent lens.

Part #	Color
DG1411-2111	Silver Mirror
DG1411-2211	Blue Mirror
DG1411-2411	Orange Mirror
DG1411-2511	Gold Mirror



DFG IGNITION/THROTTLE GOGGLE REPAIR PARTS MIRROR LENS JP

- 100% UV cut, anti-scratch, anti-fog, water repellent lens.

Part #	Color
DG1401-2111	Silver Mirror



DFG IGNITION/THROTTLE GOGGLE REPAIR PARTS SINGLE LENS JP

- 100% UV cut, anti-scratch, anti-fog lens.

Part #	Color
DG1401-0000	Clear
DG1401-0100	Grey



DFG TRACTION GOGGLE REPAIR PARTS SINGLE LENS JP

- 100% UV cut, anti-fog lens.

Part #	Color
DG1402-0100	Clear
DG1402-0200	Grey





DELTA
BARREL 4 SILENCER

- Improved emission efficiency and exhaust pressure. DELTA BARREL 4 silencer provides high power in the entire power band.
- Special inner silencer body and multi-stage expanding mid pipe design provides power at the high end, and rich torque at bottom and middle bands.

Mid pipe is made of stainless steel. Silencer body is light weight aluminum. Exhaust center of gravity is positioned for motorcycle control performance. The best silencer for street or trail.

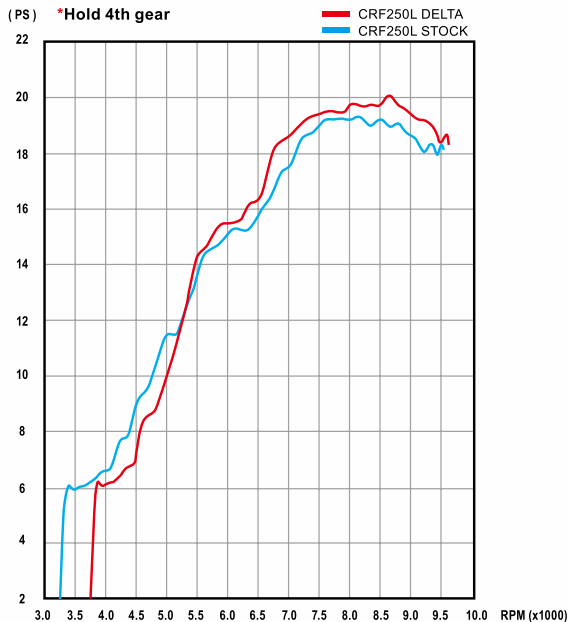
Designed for street, enduro, super motard use.

Sound output : **94 db**

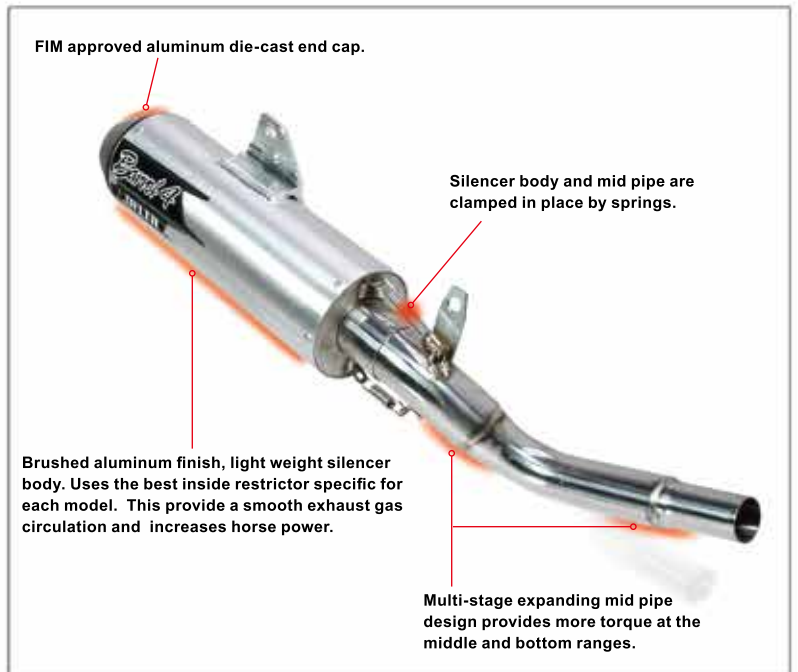
FIM approved end-cap design

Use with stock or DELTA head pipe.

Gasket not included. Use stock gasket.



Provides more power and torque than stock pipes
Dyna graph for CRF250L as shown above.





DELTA TORQ HEAD PIPE

- DELTA head pipe for more power and torque when using DELTA silencers.
- Developed for characteristics specific to each bike for more performance.
- Provides better power, acceleration and engine traction than stock head pipe.
- Upgrades performance characteristics for each model.
- Made of SUS304 stainless.

* See below fitting application for part no.

BARREL4 & TORQ HEAD PIPE



Bike	Year	BARREL4	TORQ HEAD PIPE
HONDA			
MONKEY125	19-20	DL30-5105	-
XR230	05-07	-	DL30-2106
	08-12	DL30-6106	
XLR250R/BAJA	89-94	DL30-6109	-
CRF250L/M	12-16	DL30-6111	DL30-2110
	17-19	DL30-6112	DL30-2111
CRF250RALLY	17-19	DL30-6112	DL30-2111
YAMAHA			
SEROW225/W/WE	89-04	DL30-6201	-
TRICKER	04-07		
	08-17		DL30-2202
	05-07		
SEROW250	08-17	DL30-6205	
	18-20		DL30-2203
XT250X	06-07		DL30-2202
	08-17		
WR250R/X #2	07-17	DL30-6204	DL30-2204
KAWASAKI			
KLX125	10-16		
D-TRACKER125	10-16	DL30-6410	DL30-2410
KLX230	20	DL30-7401	-
KLX250/D-TRACKER	01-07	DL30-6402	
KLX250	08-16		DL30-2402
	08-16	DL30-6404	
D-TRACKER X	08-16		
SUZUKI			
250SB	02-06	DL30-6402	DL30-2402
DRZ400S	00-19	-	DL30-2301#1
DRZ400SM	05-19	-	

DELTA LOW NOISE INNER

- Low noise inner for DELTA Barrel 4 silencer.
- Reduced sound without reduced horsepower.
- Easy to install and remove stock restrictor for replacement.
- Can not be used for Barrel S-4 and Barrel 4 Mini

Part #

[DL99-9819](#)



DELTA TAIL PIECE

- FIM approved end cap.
- Can not be used for Barrel 4 Mini silencer.

Part #

[DL99-9811](#)



DELTA RESTRICTOR

Part #

[DL99-9817](#)

Size

22mm



#1 Can be used with stock heat guard.

#2 For Japan use only. It is not compatible with international O2 sensor.



for
RACING
STREET

1199S PANIGALE

ZETA
FLIGHT TOP BRIDGE

- Maximum light weight design with great rigidity balance.
- Made of durable CNC machined aluminum with black anodized finish.
- Comes with titanium front fork clamp bolts.

	Bike	Year	Part #
YAMAHA	YZF-R25/R3	15-18	ZS41-3210
	YZF-R1/M/S	15-20	ZS41-3810
KAWASAKI	NINJA 250/R	08-17	ZS41-1210
	NINJA H2/R	15-19	ZS41-1850
SUZUKI	NINJA H2 CARBON	19-20	ZS41-1850
	GSX-R600/750	06-19	ZS41-2610
DUCATI	1198/S/R, 1098/S/R, 848/EVO	07-13	ZS41-6810
	1199S/R, 1299S, 959, 959CORSE, 899 PANIGALE	12-19	ZS41-6820



NINJA H2

GSX-R600

FUNCTION



[Rigidity Balance]

Top bridge body is flexible when the bike is deeply banked for smooth front fork movement.



[Design]

Rounded edge design for less stress concentration and rigidity.



[Light weight design]

Super light weight design, but still provides great rigidity balance.



[Ti-6AL-4V bolt]

Clamp bolt is made of titanium for light weight and stable tightening torque.



[Factory Look]

Recent light weight design used on Moto GP and WSBK race bikes.

**FLIGHT TOPBRIDGE
Spec**

Material : 6061-T6 Aluminium
Clamp Bolt : Ti-6AL-4V

FUNCTION



HIGH QUALITY

Made of machined A7009-T6 aluminum for light weight.
All bolts and pins are made of Ti-6AL-4V titanium.



CLAMP

Clamp attaching design for quick handle installation and removal.
Gap on the inner side of clamp provides better contact pressure.



HANDLEBAR

Throttle side has polished finish for smooth throttle control.
Clutch side has shot peened finish for secure grip attachment.

FLIGHT HANDLE

Spec

Material (clamp)	: A7009-T6
Material (bar)	: A6061-T6
Surface finish	: Color anodized finish
Handlebar out side diameter	: 22.2 mm
Handlebar inside diameter	: 16 mm
Clamp thickness	: 36 mm

FLIGHT HANDLE

Aim for fastest lap!



ZETA FLIGHT HANDLE

- ZETA Clip on handle for racing use.
- All bolts and pins are made of Ti-6AL-4V titanium.
- Clamp body is made of 7009-T6 aluminum with precision CNC light weight finish for light weight and durability.
- Handlebar is made of 6061-T6 aluminum to ease impact and protect clamp body in event of a crash.
- Available in standard and short offset handle with many clamps and handlebar angles.

Type	Flight Handle Part #	Clamp			Handlebar Length	Replacement Handlebar
		Diameter	Offset	Angle		
STD	ZS03-0133	50mm	39mm	6°	270mm	ZS03-8002
	ZS03-0135	50mm	39mm	9°	270mm	ZS03-8002
	ZS03-0167	53mm	40.5mm	6°	270mm	ZS03-8002
Short	ZS03-0233	50mm	29mm	6°	205mm*	ZS03-8003
	ZS03-0237	50mm	29mm	12°	205mm*	ZS03-8003
	ZS03-0257	52mm	30mm	12°	205mm*	ZS03-8003
	ZS03-0333	50mm	29mm	6°	222mm*	ZS03-8004
	ZS03-0337	50mm	29mm	12°	222mm*	ZS03-8004
	ZS03-0357	52mm	30mm	12°	222mm*	ZS03-8004

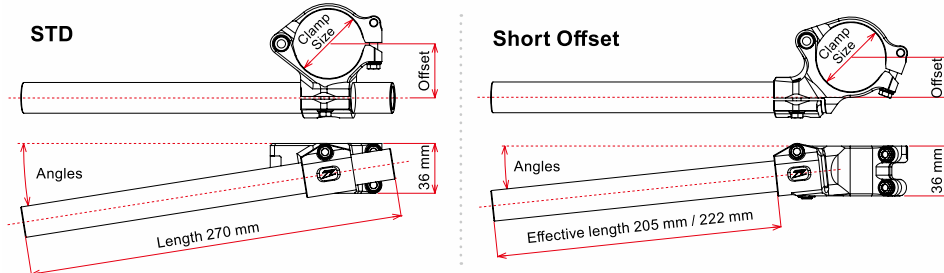
* Effective length



Replacement Handlebar

Part #	Type
ZS03-8002	STD 270mm
ZS03-8003	Short 240mm
ZS03-8004	Short 259mm

DIAMETER



WEC SUPER STOCK
TEAM Moto Ain



PILOT HANDLE



Ti-color

Red

for STREET

Handlebar adjustable system

Provides comfort or sport riding handlebar positions.

ZETA

PILOT HANDLE

- Provide many handlebar positions on your bike, great to use for sport riding and touring.
- Clamp and handlebar are made of A6061-T6 aluminum for durability.
- Clamp body is CNC machined, available red or titanium anodized colors.
- Handlebar bracket available in 2 different heights, 25 mm and 45 mm.
- Provides 2 different handlebar angles, 5 degree or 10 degree by changing handlebar bracket position on clamp body.
- Optional offset plate available if you need more space between OE clamp and handle bracket.
- Replacement handles available.

Size	Part #			
	Ti-color		Red	
Fork clamp	High (45 mm)	Middle (25 mm)	High (45 mm)	Middle (25 mm)
φ37	ZS03-1371	ZS03-1372	ZS03-1375	ZS03-1376
φ41	ZS03-1411	ZS03-1412	ZS03-1415	ZS03-1416
φ43	ZS03-1431	ZS03-1432	ZS03-1435	ZS03-1436
φ50	ZS03-1501	ZS03-1502	ZS03-1505	ZS03-1506
φ53	ZS03-1531	ZS03-1532	ZS03-1535	ZS03-1536



NINJA 250

FUNCTION




CLAMP

Gap on the inner side of clamp provides better contact pressure and prevents clamp from moving on to front forks and handlebars.



HIGH QUALITY

Fully machined from A6061-T6 aluminum, to achieve a light weight and durable product.



ADJUSTABLE

Provides 2 different handlebar angles, 10 degree angle for sport riding, 5 degree angle for comfortable riding position.

PILOT HANDLE

Spec

Material	: A6061-T06
Surface finish	: Color anodized finish
Handlebar out side diameter	: φ22.2
Handlebar inside diameter	: φ16
Handlebar length	: 270 mm
Clamp thickness	: 34 mm (30 mm for φ 37 clamp)

Replacement



Replacement Handlebar

Part #	Type
ZS03-8002	STD 270mm

* Required drilling hole for control switch.

Optional



OFFSET PLATE KIT (5mm)

Use this plate kit when you need more space between OE clamp and handle bracket.

Part #	Color
ZS03-1911	Ti-color
ZS03-1915	Red

* Comes with attachment bolts.



HANDLEBAR BRACKET KIT

Part #		Color
High (45mm)	Middle (25mm)	
ZS03-1941	ZS03-1942	Ti-color
ZS03-1945	ZS03-1946	Red

Bike	Year	Gold	Ti-color
HONDA			
CBR250R	11-17	ZS48-1104	-
CBR250RR	17-19	ZS48-1104	-
CB250F	14-17	ZS48-1104	-
CB250R	18-19	ZS48-1104	-
CBR300R	15-18	ZS48-1104	-
CB300F	15-18	ZS48-1104	-
CB300R	19-20	ZS48-1104	-
400X	13-21	ZS48-1104	-
CB400F	13-16	ZS48-1104	-
CB400SF	92-20	ZS48-1104	-
CBR400R	13-21	ZS48-1104	-
CB500X	13-20	ZS48-1104	-
CB500F	13-18	ZS48-1104	-
CBR500R	13-20	ZS48-1104	-
CBR600RR	03-20	ZS48-1104	-
CB650F	14-18	ZS48-1104	-
CBR650F	14-18	ZS48-1104	-
NC700X	12-17	ZS48-1104	-
NC750S/X	14-20	ZS48-1104	-
VFR800	98-09	ZS48-1104	-
VFR800F	14-17	ZS48-1104	-
CB1000R	11-17	ZS48-1104	-
CBR1000RR	04-18	ZS48-1104	-
CB1100	10-20	ZS48-1104	-
CBR1100XX	97-03	ZS48-1104	-
VFR1200F	10-14	ZS48-1104	-
CB1300SF	03-19	ZS48-1104	-
YAMAHA			
MT-25	16-20	ZS48-1404	ZS48-1408
MT-03	16-20	ZS48-1404	ZS48-1408
YZF-R25	15-20	ZS48-1404	ZS48-1408
YZF-R3	15-20	ZS48-1404	ZS48-1408
FZ6	04-08	ZS48-1414	ZS48-1418
FZ6R	07-17	ZS48-1414	ZS48-1418
YZF-R6	06-16	ZS48-1404	ZS48-1408
FZ07	15-17	ZS48-1414	ZS48-1418
MT07	14-20	ZS48-1414	ZS48-1418
XSR700	16-20	ZS48-1414	ZS48-1418
FZ8	11-15	ZS48-1404	ZS48-1408
FZ09	14-17	ZS48-1414	ZS48-1418
MT09	14-20	ZS48-1414	ZS48-1418
MT10	18-20	ZS48-1414	ZS48-1418
XSR900	16-20	ZS48-1414	ZS48-1418
FZ1 (NORTH AMERICA)	01-15	ZS48-1414	ZS48-1418
FZ1 FAZER (JAPAN)	08-15	ZS48-1414	ZS48-1418
FZ10	17	ZS48-1414	ZS48-1418
YZF-R1	98-14	ZS48-1404	ZS48-1408
XJR1200	94-96	ZS48-1414	ZS48-1418
FJR1300	03-15	ZS48-1404	ZS48-1408
XJR1300	98-15	ZS48-1414	ZS48-1418
V-MAX	09-17	ZS48-1404	ZS48-1408
KAWASAKI			
NINJA 250	13-20	ZS48-1204	ZS48-1208
NINJA 300	13-17	ZS48-1204	ZS48-1208
NINJA 250R	08-12	ZS48-1204	ZS48-1208
Z250	13-20	ZS48-1204	ZS48-1208
ZX-25R	21	ZS48-1204	ZS48-1208
Z300	15-16	ZS48-1204	ZS48-1208
Z400	19-20	ZS48-1204	ZS48-1208
ER-4N	11-13	ZS48-1204	ZS48-1208
NINJA 400R	11-13	ZS48-1204	ZS48-1208
NINJA 400	14-20	ZS48-1204	ZS48-1208
ER-6f	07-10	ZS48-1204	ZS48-1208
ER-6n	06-14	ZS48-1204	ZS48-1208
ZX-6R	00-21	ZS48-1204	ZS48-1208
ZX-6RR	03-05	ZS48-1204	ZS48-1208
NINJA650	12-16	ZS48-1204	ZS48-1208
NINJA650R	09-11	ZS48-1204	ZS48-1208
VERSYS650	10-18	ZS48-1204	ZS48-1208
Z750	04-05	ZS48-1204	ZS48-1208
Z750S	05	ZS48-1204	ZS48-1208
ZX-7R	00-02	ZS48-1204	ZS48-1208
ZX-7RR	96-97	ZS48-1204	ZS48-1208
Z800	13-16	ZS48-1204	ZS48-1208
ZX-9R	99-03	ZS48-1204	ZS48-1208
NINJA1000	11-19	ZS48-1204	ZS48-1208
VERSYS1000	12-18	ZS48-1204	ZS48-1208
Z1000	03-20	ZS48-1204	ZS48-1208
ZX-10R	11-15	ZS48-1204	ZS48-1208
ZRX1100	97-00	ZS48-1204	ZS48-1208
ZRX1100II	97-00	ZS48-1204	ZS48-1208
ZRX1200DAEG	09-16	ZS48-1204	ZS48-1208
ZRX1200R	01-08	ZS48-1204	ZS48-1208
ZRX1200S	01-04	ZS48-1204	ZS48-1208
ZX-12R	00-06	ZS48-1204	ZS48-1208
ZZR1200	02-05	ZS48-1204	ZS48-1208
ZX-14R	12-20	ZS48-1204	ZS48-1208
ZZR1400	06-11	ZS48-1204	ZS48-1208
SUZUKI			
GSR250/S, GW250, INAZUMA250	12-17	ZS48-1014	-
GSX250R	17-20	ZS48-1014	-
GLADIUS400	09-14	ZS48-1014	-
GSR400	06-14	ZS48-1014	-
GSX-R600	01-03	ZS48-1014	-
V-STROM650/XT	04-17	ZS48-1014	-
GSX-R750	00-03	ZS48-1014	-
GSX-R1000	01-04	ZS48-1014	-



Gold

Ti-color

ZETA BAR END PLUGS

- Made of high strength aluminum and stainless steel.
- Functions as a weight to prevent unpleasant vibration.
- Design to fit specific models, easy to install.
- Available in gold and titanium colors.



MT-09
Ti-color



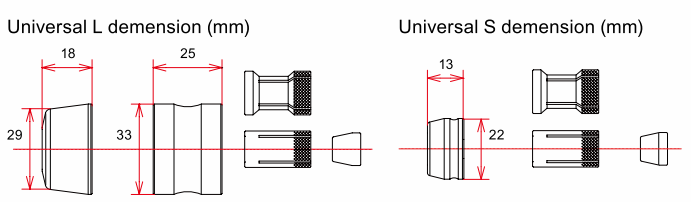
Universal L

Universal S

ZETA BAR END PLUGS Universal

- Universal bar end plug for sport bike.
- Available universal S and L models.
- L model comes with stainless steel bar weight to prevent unpleasant vibration.
- Available in gold and titanium colors.
- * handlebar inner diameter 13.5 mm - 19 mm

Part #		Size
Gold	Ti-color	
ZS48-1004	ZS48-1008	Universal S
ZS48-1014	-	Universal L



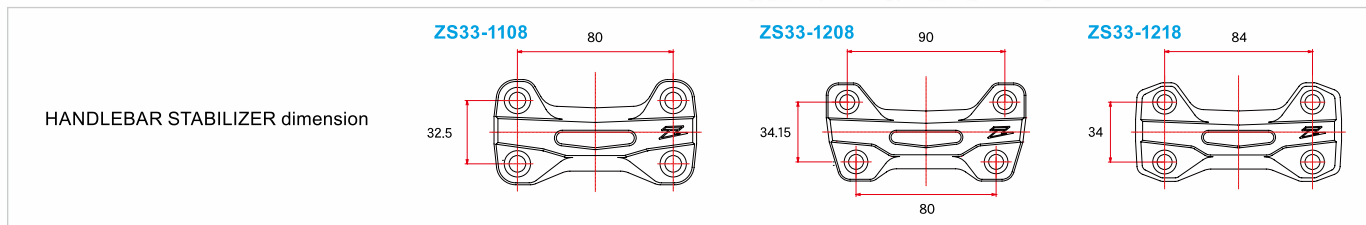


ZETA HANDLEBAR STABILIZER

- Made of CNC machined aluminum with anodized finish.
- Durable yet light weight design.
- Available in titanium color.
- Comes with special stainless bolts.



Bike	Year	Part #
HONDA		
GROM/MSX125	13-20	ZS33-1108
MOMKEY125	19-21	ZS33-1108
CB250F	14-17	ZS33-1108
CB300F	15-18	ZS33-1108
VTR/VTR-F	09-17	ZS33-1108
400X	13-21	ZS33-1108
CB400F	13-16	ZS33-1108
CB400SF	92-20	ZS33-1108
CB500X	13-20	ZS33-1108
CB500F	13-18	ZS33-1108
CB650F	14-18	ZS33-1108
NC700S/X	12-17	ZS33-1108
NC750S/X	14-20	ZS33-1108
KAWASAKI		
Z250	13-17	ZS33-1218
ER-4N	11-13	ZS33-1208
NINJA 400R	11-13	ZS33-1208
NINJA 400	14-17	ZS33-1208
ER-6F	09-10	ZS33-1208
ER-6N	09-11	ZS33-1208
NINJA 650	12-16	ZS33-1208
NINJA 650R	09-11	ZS33-1208
Z800	13-16	ZS33-1218



ZETA BAR RISE KIT NINJA 250 AND CBR250R

- Bar rise spacer provides higher bar position.
- Made of CNC machined aircraft grade aluminum and titanium anodized finish.

Part #	Bike	Year	Spacer thickness
ZS53-1108	CBR250R	11-	10 mm
ZS53-1208	Ninja 250	08-	8 mm



ZETA Other BAR RISE KIT Page 25



Bike	Year	Size	Gold	Ti-Color
CT125 HUNTER CUB	20	M24xP1.0-30 H18.2	ZS58-1104	ZS58-1108
GROM/MSX125	13-20	M24xP1.0-30 H18.2	ZS58-1104	ZS58-1108
MONKEY125	19-21	M24xP1.0-30 H18.2	ZS58-1104	ZS58-1108
VTR	99-17	M24xP1.0-30 H18.2	ZS58-1104	ZS58-1108
CBR250R	11-17	M24xP1.0-30 H18.2	ZS58-1104	ZS58-1108
CBR250RR	17-20	M24xP1.0-30 H18.2	ZS58-1104	ZS58-1108
CB250F	14-17	M24xP1.0-30 H18.2	ZS58-1104	ZS58-1108
CB250R	18-19	M24xP1.0-30 H18.2	ZS58-1104	ZS58-1108
CBR300R	15-18	M24xP1.0-30 H18.2	ZS58-1104	ZS58-1108
CB300F	15-18	M24xP1.0-30 H18.2	ZS58-1104	ZS58-1108
CB300R	19-20	M24xP1.0-30 H18.2	ZS58-1104	ZS58-1108
400X	13-21	M24xP1.0-30 H18.2	ZS58-1104	ZS58-1108
CB400F	13-16	M24xP1.0-30 H18.2	ZS58-1104	ZS58-1108
CBR400R	13-19	M24xP1.0-30 H18.2	ZS58-1104	ZS58-1108
CB400SF	92-20	M24xP1.0-30 H18.2	ZS58-1104	ZS58-1108
CB500F	13-19	M24xP1.0-30 H18.2	ZS58-1104	ZS58-1108
CB500X	13-20	M24xP1.0-30 H18.2	ZS58-1104	ZS58-1108
CBR500R	13-20	M24xP1.0-30 H18.2	ZS58-1104	ZS58-1108
CBR600RR	03-20	M24xP1.0-30 H18.2	ZS58-1104	ZS58-1108
CB650F	14-18	M24xP1.0-30 H18.2	ZS58-1104	ZS58-1108
CB650R	19-20	M24xP1.0-30 H18.2	ZS58-1104	ZS58-1108
CBR650F	14-18	M24xP1.0-30 H18.2	ZS58-1104	ZS58-1108
CBR650R	19-20	M24xP1.0-30 H18.2	ZS58-1104	ZS58-1108
NC700S/X	12-17	M24xP1.0-30 H18.2	ZS58-1104	ZS58-1108
NC750S/X	14-20	M24xP1.0-30 H18.2	ZS58-1104	ZS58-1108
VFR800	98-09	M24xP1.0-30 H18.2	ZS58-1104	ZS58-1108
VFR800F/X	14-17	M24xP1.0-30 H18.2	ZS58-1104	ZS58-1108
CB1000R	11-19	M24xP1.0-30 H18.2	ZS58-1104	ZS58-1108
CBR1000RR	04-07	M24xP1.0-30 H18.2	ZS58-1104	ZS58-1108
CB1100	10-20	M24xP1.0-30 H18.2	ZS58-1104	ZS58-1108
VFR1200F	10-14	M24xP1.0-30 H18.2	ZS58-1104	ZS58-1108
VFR1200X	14-15	M24xP1.0-30 H18.2	ZS58-1104	ZS58-1108
CB1300SF	03-19	M24xP1.0-30 H18.2	ZS58-1104	ZS58-1108
FZ6/R	04-17	M22xP1.0-27 H18.5	ZS58-1404	ZS58-1408
YZF-R6	99-20	M28xP1.0-36 H17	ZS58-1304	ZS58-1308
TENERE700	20	M22xP1.0-27 H18.5	ZS58-1404	ZS58-1408
FZ8	11-14	M28xP1.0-36 H17	ZS58-1304	ZS58-1308
FZ-09/FJ-09	14-17	M22xP1.0-27 H18.5	ZS58-1404	ZS58-1408
MT-09	14-20	M22xP1.0-27 H18.5	ZS58-1404	ZS58-1408
MT09TRACER/TRACER900	15-20	M22xP1.0-27 H18.5	ZS58-1404	ZS58-1408
XSR900	16-20	M22xP1.0-27 H18.5	ZS58-1404	ZS58-1408
YZF-R1/M/S	98-20	M28xP1.0-36 H17	ZS58-1304	ZS58-1308
FZ1 (NORTH AMERICA)	01-05	M22xP1.0-27 H18.5	ZS58-1404	ZS58-1408
FZ1 FAZER (JAPAN)	06-15	M28xP1.0-36 H17	ZS58-1304	ZS58-1308
V-MAX	08-15	M28xP1.0-36 H17	ZS58-1304	ZS58-1308
XJR1300	99-07	M22xP1.0-27 H18.5	ZS58-1404	ZS58-1408
NINJA250/R	98-15	M22xP1.0-27 H18.5	ZS58-1404	ZS58-1408
NINJA250/R	08-17	M16x22-P1.5 L=22	ZS58-1204	ZS58-1208
Z250	13-17	M16x22-P1.5 L=22	ZS58-1204	ZS58-1208
ZX-25R	21	M28xP1.0-36 H17	ZS58-1304	ZS58-1308
NINJA300	13-17	M16x22-P1.5 L=22	ZS58-1204	ZS58-1208
ER-4N	11-13	M26x30-P1.0 L=18	ZS58-1214	ZS58-1218
NINJA400/R	11-17	M26x30-P1.0 L=18	ZS58-1214	ZS58-1218
ZX-6R	05-12	M28xP1.0-36 H17	ZS58-1304	ZS58-1308
ER-6F	13-21	M26x30-P1.0 L=18	ZS58-1214	ZS58-1218
ER-6N	07-10	M26x30-P1.0 L=18	ZS58-1214	ZS58-1218
NINJA650/R	06-14	M26x30-P1.0 L=18	ZS58-1214	ZS58-1218
VERSYS650	06-20	M26x30-P1.0 L=18	ZS58-1214	ZS58-1218
NINJA1000/SX	07-20	M26x30-P1.0 L=18	ZS58-1214	ZS58-1218
Z650	11-20	M26x30-P1.0 L=18	ZS58-1214	ZS58-1218
Z750/S	17-20	M26x30-P1.0 L=18	ZS58-1214	ZS58-1218
Z800	04-10	M26x30-P1.0 L=18	ZS58-1214	ZS58-1218
Z900	13-16	M26x30-P1.0 L=18	ZS58-1214	ZS58-1218
Z900RS	17-20	M26x30-P1.0 L=18	ZS58-1214	ZS58-1218
Z900RS	18-20	M26x30-P1.0 L=18	ZS58-1214	ZS58-1218
Z900RS CAFÉ	18-20	M26x30-P1.0 L=18	ZS58-1214	ZS58-1218
Z1000	04-16	M26x30-P1.0 L=18	ZS58-1214	ZS58-1218
ZX-10R	08-10	M26x30-P1.0 L=18	ZS58-1214	ZS58-1218
VERSYS1000	11-15	M28xP1.0-36 H17	ZS58-1304	ZS58-1308
GSR250/GW250/INAZUMA250	12-18	M26x30-P1.0 L=18	ZS58-1214	ZS58-1218
GSR250S	12-17	M22xP1.0-27 H18.5	ZS58-1404	ZS58-1408
GSR250S	14-15	M22xP1.0-27 H18.5	ZS58-1404	ZS58-1408
GSR250R	17-20	M22xP1.0-27 H18.5	ZS58-1404	ZS58-1408
V-STROM250	17-20	M22xP1.0-27 H18.5	ZS58-1404	ZS58-1408
GSR-R600	06-19	M28xP1.0-36 H17	ZS58-1304	ZS58-1308
GSR750	13-16	M22xP1.0-27 H18.5	ZS58-1404	ZS58-1408
GSR-R750	06-19	M28xP1.0-36 H17	ZS58-1304	ZS58-1308
GSR-S750	17-18	M22xP1.0-27 H18.5	ZS58-1404	ZS58-1408
GSR-R1000	06-20	M28xP1.0-36 H17	ZS58-1304	ZS58-1308

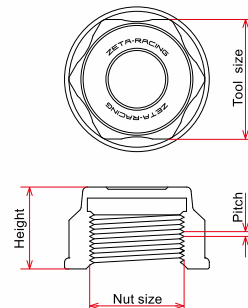


ZETA STEERING STEM NUT & BOLT

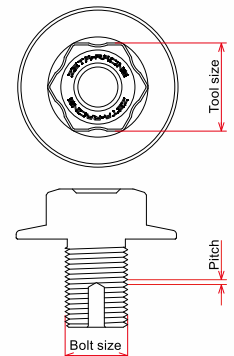
- CNC Machined steering stem nut and bolt.
- Made of A7009-T6 aluminum, light weight design.
- Available in Gold and Titanium color anodized colors.



STEERING STEM NUT



STEERING STEM BOLT



Nut / Bolt size Pitch Tool size Height

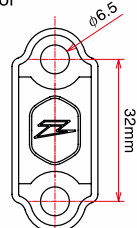
M24 x P1.0 - 30 H18.2



ZETA BAR CLAMP

- Made of CNC machined aluminum with anodized finish.
- Exclusive look on your handlebar clamp.
- Available in gold and titanium colors.

Part #	
Gold	Ti-color
ZS40-1104	ZS40-1108



CONTROL

LEVER

BODY

ELECTRICAL

FLIGHT RD

CLUTCH LEVER PERCH KIT



for RACING



FLIGHT PERCH RD 4Finger

- Racing Flight clutch perch comes with ratio device.
- Provides 2 different lever ratios, light pulling and accurate clutch control, by changing position of Ratio Device (PAT. 1416268).
- Comes with quick cable adjuster for quick and easy clutch play adjustment, even during the ride.
- Lever bearing for less friction. Fully CNC machined, super light weight design.
- Conforms to FIM and MFJ regulations.
- Available perch comes with clutch switch for street use and without switch for racing use.
- M6 bolts and pivot pins are made of titanium.

Part #	Switch
ZS60-5881	W/O Switch
ZS60-5882	With Switch

FLIGHT PERCH RD Replacement parts



Picture	Part #	Description	Color
1.	ZS60-5908	Lever Assy 4 Finger	Black
2.	ZS60-5918	Perch Assy	Black
3.	ZS60-5929	Adjuster	Red
4.	ZS60-5938	Bolt Set	Black
5.	ZS60-5948	Switch Set	-
6.	ZS60-5991	Lever Arm 4 Finger	Black
7.	ZS60-5994	Lever Arm 3 Finger	Black

Westby Racing
Mathew Scholtz



FUNCTION

FLIGHT PERCH RD Spec

Parch assy	A7009-T6
Lever adpater	A7009-T6
Lever arm	A7009-T6
Cable adjuster	A7009-T6
Clamp bolt	Ti-6AL-4V
Lever arm bolt	Ti-6AL-4V
Pivot pin	Ti-6AL-4V
Clamp hinge pin	Ti-6AL-4V



Clutch switch

A micro switch with a width of 13.3mm is designed as compactly as possible. The fine adjustable slide sensor arm offers the reaction timing capability. Dust and waterproof ability is IP67 including lead wire.

ACCURATE RATIO



LIGHT RATIO



Ratio device PAT. 1416268

Provides 2 different lever ratios, light pulling and accurate clutch control, by changing position of Ratio Device.



Quick clamp system

Hinge style clamp for easy and quick maintenance. Hinge pin is made of titanium alloy.



Folding lever

Lever swings upward in the event of crash and prevents lever breakage.



Vent Holes

Lever body is designed to decrease wind pressure, and in case of a fall, the breaking point is pre-calculated to avoid worst case "DNF".



Lever End Ball

19 mm lever end ball complies to MFJ and FIM regulations.



Lever adjuster bolt

Can be adjust lever position with set screw.



Quick cable adjuster

Large size 1/6 rotating wire adjuster. Easy to adjust clutch play even during the ride.



Quick clamp system

Hinge style clamp for easy and quick maintenance. Hinge pin is made of titanium alloy.



Folding lever

Lever swings upward in the event of crash and prevents lever breakage.



Vent Holes

Lever body is designed to decrease wind pressure, and in case of a fall, the breaking point is pre-calculated to avoid worst case "DNF".

Lever End Ball

19 mm lever end ball complies to MFJ and FIM regulations.

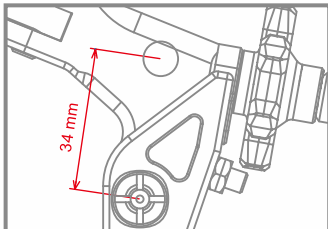


Quick cable adjuster

Large size 1/6 rotating wire adjuster. Easy to adjust clutch play even during the ride.

Lever adjuster bolt

Simple and light weight design for non step adjustment.




Distance between cable fitting and lever pivot pin.

FLIGHT PERCH

Spec

Parch assy	A7009-T6
Lever adpter	A7009-T6
Lever arm	A6061-T6
Cable adjuster	A6061-T6
Clamp bolt	SUS304
Lever arm bolt	SUS304
Pivot pin	SUS304
Clamp hinge pin	Ti-6AL-4V



ZETA

FLIGHT PERCH

- Clutch perch set for cable type clutch developed with 2017 Moto America winning clutch perch.
- Flight perch comes with 3 fingers short lever arm.
- Used by Moto America Factory Yoshimura Suzuki Racing Team, Japanese Yoshimura Suzuki and Kawasaki Team Green.
- Conforms to FIM and MFJ regulations.

Part #	Size	Color
ZS60-5883	4 Finger	Ti-color
ZS60-5886	3 Finger	Ti-color
ZS60-5887	4 Finger	Black
ZS60-5888	3 Finger	Black

FLIGHT PERCH Replacement parts



Picture	Part #	Description	Color
1.	ZS60-5906	Lever Assy 3 Finger	Ti-color
1.	ZS60-5909	Lever Assy 4 Finger	Ti-color
2.	ZS60-5919	Perch Assy	Ti-color
3.	ZS60-5929	Adjuster	Red
4.	ZS60-5939	Bolt Set	Ti-color
5.	ZS60-5990	Lever Arm 4 Finger	Ti-color
5.	ZS60-5995	Lever Arm 3 Finger	Ti-color
6.	ZS60-5991	Lever Arm 4 Finger	Black
6.	ZS60-5994	Lever Arm 3 Finger	Black





ZETA

CONTROL

LEVER

BODY

ELECTRICAL



Black

4 Finger

Ti-color

3 Finger

for RACING & SPORTS



ZETA FLIGHT LEVER

- Used by YOSHIMURA Racing team.
- Holes on lever body is designed to decrease wind pressure up to over 300 km / h.
- The breaking point is pre-calculated in case of a fall.
- Fully CNC machined from A7009 / A6061 aluminum, super light weight design.
- Conforms to FIM and MFJ regulations.
- Available 3 finger and 4 finger lever arm lengths.
- Available in black and titanium anodized colors.

FUNCTION



Vent Holes

Lever body is designed to decrease wind pressure, and in case of a fall, the breaking point is pre-calculated to avoid worst case "DNF".



Folding lever

Lever swings upward in the event of crash and prevents lever breakage.

Lever end ball

19 mm lever end ball complies to MFJ and FIM regulations.



ZETA

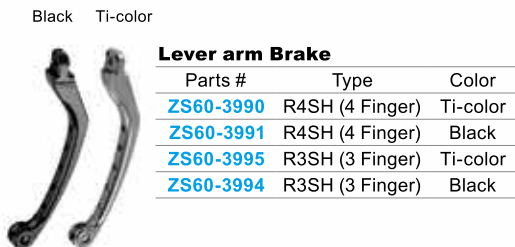
FLIGHT LEVER REMOTE ADJUSTER

- Provides fine adjustment to the brake lever from the left side handlebar.
- Able to tighten slack in your brakes with your free hand without letting off the throttle.
- CNC machined handlebar support included.

Part #	Discription
ZS60-3989	FLIGHT LEVER REMOTE ADJUSTER
ZS60-3998	Replacement wire 700mm

Bike	Year	Clutch lever						Brake lever					
		4Fi Black	Type	4Fi Ti-Color	Type	3Fi Ti-Color	Type	4Fi Black	Type	4Fi Ti-Color	Type	3Fi Ti-Color	Type
HONDA													
CBR600RR	03-06	ZS60-5011	L4SP	-	-	-	-	-	-	-	-	-	-
	07-20	ZS60-5011	L4SP	-	-	-	-	ZS60-3211	R4SH	-	R4SH	-	R3SH
CBR954	02-03	ZS60-5011	L4SP	-	-	-	-	-	-	-	-	-	-
	04-07	-	-	-	-	-	-	ZS60-3211	R4SH	-	R4SH	-	R3SH
CBR1000RR/SP/SP2	08-16	ZS60-5011	L4SP	-	-	-	-	ZS60-3211	R4SH	-	R4SH	-	R3SH
	17-19	-	-	-	-	-	-	ZS60-3211	R4SH	-	R4SH	-	R3SH
CBR1000RR-R	20	ZS60-5011	L4SP	-	-	-	-	ZS60-3211	R4SH	-	R4SH	-	R3SH
CBR1000RR-R SP	20	ZS60-5011	L4SP	-	-	-	-	ZS60-3811	R4SH	-	-	-	-
CBR1000RR-R SP (USA)	21	ZS60-5011	L4SP	-	-	-	-	ZS60-3811	R4SH	-	-	-	-
CB1000R	11-17	-	-	-	-	-	-	ZS60-3211	R4SH	-	R4SH	-	R3SH
	18-20	ZS60-5011	L4SP	-	-	-	-	ZS60-3211	R4SH	-	R4SH	-	R3SH
YAMAHA													
XJ6N	09-15	ZS60-5211	L4SP	-	-	-	-	-	-	-	-	-	-
	99-04	ZS60-5211	L4SP	-	-	-	-	-	-	-	-	-	-
YZF-R6	05-16	ZS60-5211	L4SP	-	-	-	-	-	-	ZS60-3610	R4SH	-	-
	17-20	ZS60-5211	L4SP	-	-	-	-	ZS60-3621	R4SH	ZS60-3620	R4SH	ZS60-3625	R3SH
YZF-R1	00-03	ZS60-5211	L4SP	-	-	-	-	-	-	-	-	-	-
	04-14	ZS60-5211	L4SP	-	-	-	-	-	-	ZS60-3610	R4SH	-	-
	15-20	ZS60-5211	L4SP	-	-	-	-	ZS60-3621	R4SH	ZS60-3620	R4SH	ZS60-3625	R3SH
YZF-R1M	15-20	ZS60-5211	L4SP	-	-	-	-	ZS60-3621	R4SH	ZS60-3620	R4SH	ZS60-3625	R3SH
YZF-R1S	16-18	ZS60-5211	L4SP	-	-	-	-	ZS60-3621	R4SH	ZS60-3620	R4SH	ZS60-3625	R3SH
MT-07/FZ-07	14-20	ZS60-5211	L4SP	-	-	-	-	-	-	-	-	-	-
MT-09/FZ-09	14-20	ZS60-5211	L4SP	-	-	-	-	-	-	-	-	-	-
MT-09SP	18	ZS60-5211	L4SP	-	-	-	-	-	-	-	-	-	-
FZ-1/FAZER	06-15	ZS60-5211	L4SP	-	-	-	-	-	-	-	-	-	-
V-MAX	09-20	-	-	-	-	-	-	-	-	ZS60-3610	R4SH	-	-
MT-01	05-09	-	-	-	-	-	-	-	-	ZS60-3610	R4SH	-	-
KAWASAKI													
H2/H2R	15-19	ZS60-5851	L4SH	-	-	-	-	ZS60-3811	R4SH	-	-	-	-
H2 CARBON	19-20	ZS60-5851	L4SH	-	-	-	-	ZS60-3811	R4SH	-	-	-	-
ZX-6R	00-06	ZS60-5111	L4SP	ZS60-5110	L4SP	ZS60-5115	L3SP	-	-	-	-	-	-
	07-18	ZS60-5111	L4SP	ZS60-5110	L4SP	ZS60-5115	L3SP	ZS60-3211	R4SH	ZS60-3210	R4SH	ZS60-3215	R3SH
	19-21	-	-	-	-	-	-	ZS60-3211	R4SH	ZS60-3210	R4SH	ZS60-3215	R3SH
ZX-10R	04-05	ZS60-5111	L4SP	ZS60-5110	L4SP	ZS60-5115	L3SP	-	-	-	-	-	-
	06-15	ZS60-5111	L4SP	ZS60-5110	L4SP	ZS60-5115	L3SP	ZS60-3211	R4SH	ZS60-3210	R4SH	ZS60-3215	R3SH
	16-20	ZS60-5111	L4SP	ZS60-5110	L4SP	ZS60-5115	L3SP	ZS60-3811	R4SH	-	-	-	-
ZX-10RR	17-19	ZS60-5111	L4SP	ZS60-5110	L4SP	ZS60-5115	L3SP	ZS60-3811	R4SH	-	-	-	-
ZX-14R HiGrade	16-20	-	-	-	-	-	-	ZS60-3811	R4SH	-	-	-	-
ZX-14R	06-19	-	-	-	-	-	-	ZS60-3211	R4SH	ZS60-3210	R4SH	ZS60-3215	R3SH
Z1000	03-06	ZS60-5111	L4SP	ZS60-5110	L4SP	ZS60-5115	L3SP	-	-	-	-	-	-
	07-16	ZS60-5111	L4SP	ZS60-5110	L4SP	ZS60-5115	L3SP	ZS60-3211	R4SH	ZS60-3210	R4SH	ZS60-3215	R3SH
	17-20	-	-	-	-	-	-	ZS60-3211	R4SH	ZS60-3210	R4SH	ZS60-3215	R3SH
Z1000R EDITION	20	-	-	-	-	-	-	ZS60-3211	R4SH	ZS60-3210	R4SH	ZS60-3215	R3SH
Z900RS	18-20	-	-	-	-	-	-	ZS60-3211	R4SH	ZS60-3210	R4SH	ZS60-3215	R3SH
Z900RS CAFÉ	18-19	-	-	-	-	-	-	ZS60-3211	R4SH	ZS60-3210	R4SH	ZS60-3215	R3SH
NINJA1000	11-16	ZS60-5111	L4SP	ZS60-5110	L4SP	ZS60-5115	L3SP	ZS60-3211	R4SH	ZS60-3210	R4SH	ZS60-3215	R3SH
	17-19	-	-	-	-	-	-	ZS60-3211	R4SH	ZS60-3210	R4SH	ZS60-3215	R3SH
ZX-12R	00-06	ZS60-5111	L4SP	ZS60-5110	L4SP	ZS60-5115	L3SP	-	-	-	-	-	-
ZX-9R	00-03	ZS60-5111	L4SP	ZS60-5110	L4SP	ZS60-5115	L3SP	-	-	-	-	-	-
Z750	07-10	ZS60-5111	L4SP	ZS60-5110	L4SP	ZS60-5115	L3SP	-	-	-	-	-	-
VERSYS1000	12-14	ZS60-5111	L4SP	ZS60-5110	L4SP	ZS60-5115	L3SP	-	-	-	-	-	-
1400GTR /CONCOURS 14	08-19	-	-	-	-	-	-	ZS60-3211	R4SH	ZS60-3210	R4SH	ZS60-3215	R3SH
SUZUKI													
GSX-R750/600	04-05	-	-	-	-	-	-	ZS60-3411	R4SH	ZS60-3410	R4SH	ZS60-3415	R3SH
	06-19	ZS60-5211	L4SP	-	-	-	-	ZS60-3411	R4SH	ZS60-3410	R4SH	ZS60-3415	R3SH
GSX-R1000/R	05-06	ZS60-5211	L4SP	-	-	-	-	ZS60-3411	R4SH	ZS60-3410	R4SH	ZS60-3415	R3SH
	09-20	ZS60-5211	L4SP	-	-	-	-	ZS60-3411	R4SH	ZS60-3410	R4SH	ZS60-3415	R3SH
GSX-S1000/F	15-20	ZS60-5211	L4SP	-	-	-	-	ZS60-3411	R4SH	ZS60-3410	R4SH	ZS60-3415	R3SH
KATANA	19-20	ZS60-5211	L4SP	-	-	-	-	ZS60-3411	R4SH	ZS60-3410	R4SH	ZS60-3415	R3SH
B-KING	07-09	-	-	-	-	-	-	ZS60-3411	R4SH	ZS60-3410	R4SH	ZS60-3415	R3SH
BMW													
S1000RR	10-14	-	-	ZS60-5810	L4SP	ZS60-5815	L3SP	ZS60-3411	R4SH	ZS60-3410	R4SH	ZS60-3415	R3SH
	15-17	-	-	ZS60-5830	L4SP	ZS60-5835	L3SP	ZS60-3411	R4SH	ZS60-3410	R4SH	ZS60-3415	R3SH
S1000R	14-17	-	-	ZS60-5830	L4SP	ZS60-5835	L3SP	ZS60-3411	R4SH	ZS60-3410	R4SH	ZS60-3415	R3SH
HP4	13-14	-	-	ZS60-5830	L4SP	ZS60-5815	L3SP	ZS60-3411	R4SH	ZS60-3410	R4SH	ZS60-3415	R3SH
DUCATI													
PANIGALE V4/S/R/S CORSE	18-20	ZS60-5851	L4SH	-	-	-	-	ZS60-3811	R4SH	-	-	-	-
PANIGALE V2	20	ZS60-5851	L4SH	-	-	-	-	ZS60-3811	R4SH	-	-	-	-
1299 PANIGALE/S	15-17	ZS60-5851	L4SH	-	-	-	-	ZS60-3811	R4SH	-	-	-	-
1199 PANIGALE/S/TRICOLOLE	12-14	ZS60-5851	L4SH	-	-	-	-	ZS60-3811	R4SH	-	-	-	-
1199 PANIGALE R	13-17	ZS60-5851	L4SH	-	-	-	-	ZS60-3811	R4SH	-	-	-	-
959 PANIGALE	16-19	ZS60-5851	L4SH	-	-	-	-	ZS60-3811	R4SH	-	-	-	-
959 PANIGALE CORSE	18	ZS60-5851	L4SH	-	-	-	-	ZS60-3811	R4SH	-	-	-	-
899 PANIGALE	14-15	ZS60-5851	L4SH	-	-	-	-	ZS60-3811	R4SH	-	-	-	-
1198/1098/S/R	08-11	ZS60-5851	L4SH	-	-	-	-	ZS60-3811	R4SH	-	-	-	-
999/S/R	03-07	ZS60-5851	L4SH	-	-	-	-	ZS60-3811	R4SH	-	-	-	-
848/749/S/R/EVO/EVO CORSE SE	03-13	ZS60-5851	L4SH	-	-	-	-	ZS60-3811	R4SH	-	-	-	-
OTHER													
BREMBO RADIAL MASTER 19x20 for Ratio	-	ZS60-5711	L4SH	ZS60-5710	L4SH	-	-	ZS60-3711	R4SH	-	-	ZS60-3715	R3SH
BREMBO RADIAL MASTER 16x18 for Ratio	-	-	-	-	-	-	-	ZS60-3721	R4SH	ZS60-3720	R4SH	-	R3SH
BREMBO RADIAL MASTER 19x18 for Ratio	-	ZS60-5721	L4SH	-	-	-	-	ZS60-3721	R4SH	ZS60-3720	R4SH	-	R3SH
BREMBO RADIAL MASTER RCS	-	ZS60-3731	-	-	-	-	-	ZS60-3731	-	-	-	-	-
BREMBO RADIAL MASTER RCS Corsa Corta	-	-	-	-	-	-	-	ZS60-3741	-	-	-	-	-
NISSIN RADIAL CAST	-	-	-	-	-	-	-	ZS60-3411	R4SH	ZS60-3410	R4SH	ZS60-3415	R3SH

REPLACEMENT PARTS





ZX25R



Z900RS



XSR700



KATANA




TENERE 700



H2

Pilot
LEVER
BRAKE/CLUTCH
LEVER

for
SPORTS
&
STREET



ZS61-1410


ZS61-1015

ZETA

PILOT LEVER

- High quality CNC machined levers for sport bikes.
- Folding lever system to prevent lever breakage.
- Short lever arm for sport riding.
- Available in black and titanium anodized colors.

Application P223-225



FUNCTION



Folding UP / DOWNWARD

Lever swings upward or downward in the event of crash to prevent lever breakage.



Folding FORWARD

Lever swings forward in the event of crash to prevent lever breakage.



CNC Machined lever

Precision CNC machined finish to reduce weight and for better lever control.



Adjust knob

Provides more sensitive lever adjusting positions than OEM levers. (20 lever positions)

PILOT LEVER SET : APPLICATION

Bike	Year	Ti-color	Black
HONDA			
CB1000R	18-20	-	ZS63-0011
CBR600RR	07-20	-	ZS63-0011
CBR1000RR/SP/SP2	08-19	-	ZS63-0011
CBR1000RR-R	20	-	ZS63-0011
YAMAHA			
MT-07/FZ-07	14-20	-	ZS63-0621
MT-09/FZ-09	14-20	-	ZS63-0621
MT-09SP	18	-	ZS63-0621
MT-09 TRACER	15-20	-	ZS63-0621
XSR700	16-20	-	ZS63-0621
XSR900	16-20	-	ZS63-0621
FZ6R/FAZER	04-17	-	ZS63-0621
FZ8/N/S/FAZER	11-15	-	ZS63-0621
FZ1/N/S	06-16	-	ZS63-0621
XJ6	09-16	-	ZS63-0621
TENERE 700	20	-	ZS63-0621
YZF-R6	17-20	-	ZS63-0611
YZF-R1	15-20	-	ZS63-0611
YZF-R1M	15-20	-	ZS63-0611
YZF-R1S	16-18	-	ZS63-0611
KAWASAKI			
ZX-6R	19-21	-	ZS63-0211
NINJA1000	17-19	-	ZS63-0211
Z900RS	18-20	-	ZS63-0211
Z900RS CAFÉ	18-20	-	ZS63-0211
Z1000	17-20	-	ZS63-0211
Z1000R EDITION	20	-	ZS63-0211
SUZUKI			
GSX-R600	06-19	ZS63-0418	ZS63-0411
GSX-R750	06-19	ZS63-0418	ZS63-0411
GSX-R1000/R	05-06	ZS63-0418	ZS63-0411
GSX-S1000/F	09-20	ZS63-0418	ZS63-0411
KATANA	15-20	ZS63-0418	ZS63-0411

Pilot
LEVER
BRAKE/CLUTCH
LEVER SET



ZETA PILOT LEVER SET

- Pilot brake and clutch lever set.
- Available for HONDA, Yamaha, Kawasaki and Suzuki famous models.

PILOT LEVER Clutch / Brake : HONDA APPLICATION

Bike	Year	Clutch lever		Brake lever		
		Black	Lever Type	Ti-color	Black	Lever Type
HONDA						
CB400SS	02-08	-	-	ZS61-1430	ZS61-1435	R3WA
CB400SF/SB	97-16	-	-	ZS61-1430	ZS61-1435	R3WA
CB400SF/SB ABS	08-13	-	-	ZS61-1020	ZS61-1025	R3WA
	14-20	-	-	ZS61-1430	ZS61-1435	R3WA
CB650R	19-20	-	-	ZS61-1430	ZS61-1435	R3WA
CB750	07-08	-	-	ZS61-1430	ZS61-1435	R3WA
CB1000SF	92-97	ZS61-2025	L3WA	ZS61-1430	ZS61-1435	R3WA
CB1000R	11-17	ZS61-2025	L3WA	ZS61-1010	ZS61-1015	R3WB
CB1000R	18-20	ZS61-2015	L3WA	ZS61-1010	ZS61-1015	R3WB
CB1100/EX/RS	10-20	ZS61-2025	L3WA	ZS61-1430	ZS61-1435	R3WA
	98-00	ZS61-2025	L3WA	ZS61-1020	ZS61-1025	R3WA
CB1300SF/SB/ST	01-02	ZS61-2025	L3WA	-	-	-
	03-19	ZS61-2025	L3WA	ZS61-1430	ZS61-1435	R3WA
	20	ZS61-2025	L3WA	ZS61-1430	ZS61-1435	R3WA
CB1300SUPER BOL D'OR SP	20	ZS61-2025	L3WA	ZS61-1430	ZS61-1435	R3WA
CBR600F4/F4I	99-06	-	-	ZS61-1430	ZS61-1435	R3WA
CBR650R	19-20	-	-	ZS61-1430	ZS61-1435	R3WA
CBR600RR	03-06	ZS61-2015	L3WA	-	-	-
	07-20	ZS61-2015	L3WA	ZS61-1010	ZS61-1015	R3WB
CBR900RR	98-99	-	-	ZS61-1430	ZS61-1435	R3WA
CBR954RR	02-03	ZS61-2015	L3WA	-	-	-
CBR1000RR/SP/SP2	04-07	ZS61-2025	L3WA	ZS61-1010	ZS61-1015	R3WB
	08-19	ZS61-2015	L3WA	ZS61-1010	ZS61-1015	R3WB
CBR1000RR-R	20	ZS61-2015	L3WA	ZS61-1010	ZS61-1015	R3WB
CBR1000RR-R SP	20	ZS61-2015	L3WA	ZS61-1810	ZS61-1815	R3WB
CBR1000RR-R SP(USA)	21	ZS61-2015	L3WA	ZS61-1810	ZS61-1815	R3WB
CBR1100XX	97-06	ZS61-2025	L3WA	ZS61-1020	ZS61-1025	R3WA
X-4	97-03	ZS61-2025	L3WA	ZS61-1430	ZS61-1435	R3WA
X-11	99-00	-	-	ZS61-1020	ZS61-1025	R3WA
VTR	98-17	-	-	ZS61-1430	ZS61-1435	R3WA
VTR1000F	98-05	ZS61-2025	L3WA	ZS61-1430	ZS61-1435	R3WA
VFR800	03-08	ZS61-2025	L3WA	ZS61-1430	ZS61-1435	R3WA
VFR800F/X	14-17	ZS61-2025	L3WA	ZS61-1430	ZS61-1435	R3WA
VFR1200X	14-17	ZS61-2025	L3WA	ZS61-1430	ZS61-1435	R3WA
VFR1200F	10-17	ZS61-2025	L3WA	-	-	-
RVF400	94-96	-	-	ZS61-1430	ZS61-1435	R3WA
NSR250R	87-96	-	-	ZS61-1430	ZS61-1435	R3WA
HORNET900	02-07	-	-	ZS61-1430	ZS61-1435	R3WA
HORNET600	98-02	-	-	ZS61-1430	ZS61-1435	R3WA
HORNET250	96-07	-	-	ZS61-1430	ZS61-1435	R3WA
DN-01	08	-	-	ZS61-1430	ZS61-1435	R3WA
NC700S/X	12-17	-	-	ZS61-1430	ZS61-1435	R3WA
NC750S/X	14-19	-	-	ZS61-1430	ZS61-1435	R3WA
X-ADV (FRONT)	17-19	-	-	ZS61-1430	ZS61-1435	R3WA
CRF1000L	16-19	-	-	ZS61-1430	ZS61-1435	R3WA

REPLACEMENT



Brake lever arm

Part #	Lever type	Color
ZS61-1980	R3WA	Ti-color
ZS61-1985	R3WA	Black
ZS61-1990	R3WB	Ti-color
ZS61-1995	R3WB	Black



Clutch lever arm

Part #	Lever type	Color
ZS61-2980	L3WA	Ti-color
ZS61-2985	L3WA	Black
ZS61-2990	L3WB	Ti-color
ZS61-2995	L3WB	Black



Adjustable Knob

Part #	Color
ZS61-9115	Gold

ZETA

CONTROL



LEVER



BODY



ELECTRICAL



ELECTRICAL



ELECTRICAL



ELECTRICAL



ELECTRICAL



PILOT LEVER Clutch / Brake : YAMAHA / KAWASAKI APPLICATION

Bike	Year	Clutch lever			Brake lever		
		Ti-color	Black	Lever Type	Ti-color	Black	Lever Type
YAMAHA							
V-MAX	09-20	ZS61-2610	ZS61-2615	L3WA	ZS61-1610	ZS61-1615	R3WB
NIKEN	19	-	ZS61-2625	L3WA	ZS61-1620	ZS61-1625	R3WA
NIKENGT	19-20	-	ZS61-2625	L3WA	ZS61-1620	ZS61-1625	R3WA
MT-07/FZ-07	14-20	ZS61-2410	ZS61-2415	L3WA	ZS61-1620	ZS61-1625	R3WA
MT-09/FZ-09	14-20	ZS61-2410	ZS61-2415	L3WA	ZS61-1620	ZS61-1625	R3WA
MT-09SP	18	ZS61-2410	ZS61-2415	L3WA	ZS61-1620	ZS61-1625	R3WA
MT-09 TRACER	15-20	ZS61-2410	ZS61-2415	L3WA	ZS61-1620	ZS61-1625	R3WA
MT-09 TRACER GT	19-20	-	ZS61-2625	L3WA	ZS61-1620	ZS61-1625	R3WA
MT-01	05-09	ZS61-2610	ZS61-2615	L3WA	ZS61-1610	ZS61-1615	R3WB
MT-10/FZ-10	17-20	-	ZS61-2625	L3WA	ZS61-1620	ZS61-1625	R3WA
MT-10SP	17	-	ZS61-2625	L3WA	ZS61-1620	ZS61-1625	R3WA
XSR700	16-20	ZS61-2410	ZS61-2415	L3WA	ZS61-1620	ZS61-1625	R3WA
XSR900	16-20	ZS61-2410	ZS61-2415	L3WA	ZS61-1620	ZS61-1625	R3WA
	99-04	ZS61-2410	ZS61-2415	L3WA	-	-	-
YZF-R6	05-16	ZS61-2410	ZS61-2415	L3WA	ZS61-1610	ZS61-1615	R3WB
	17-20	ZS61-2410	ZS61-2415	L3WA	-	ZS61-1635	R3WB
	00-03	ZS61-2410	ZS61-2415	L3WA	-	-	-
YZF-R1	04-14	ZS61-2410	ZS61-2415	L3WA	ZS61-1610	ZS61-1615	R3WB
	15-20	ZS61-2410	ZS61-2415	L3WA	-	ZS61-1635	R3WB
YZF-R1M	15-20	ZS61-2410	ZS61-2415	L3WA	-	ZS61-1635	R3WB
YZF-R1S	16-18	ZS61-2410	ZS61-2415	L3WA	-	ZS61-1635	R3WB
FZ6R/FAZER	04-17	ZS61-2410	ZS61-2415	L3WA	ZS61-1620	ZS61-1625	R3WA
FZ8/N/S/FAZER	11-15	ZS61-2410	ZS61-2415	L3WA	ZS61-1620	ZS61-1625	R3WA
FZ1/N/S	06-16	ZS61-2410	ZS61-2415	L3WA	ZS61-1620	ZS61-1625	R3WA
XJR400/R/RII	93-07	-	-	-	ZS61-1440	ZS61-1445	R3WA
XJR1200/1300	94-15	ZS61-2610	ZS61-2615	L3WA	ZS61-1440	ZS61-1445	R3WA
XJR1300C	15-16	ZS61-2610	ZS61-2615	L3WA	ZS61-1620	ZS61-1625	R3WA
XJ6	09-16	ZS61-2410	ZS61-2415	L3WA	ZS61-1620	ZS61-1625	R3WA
	01-02	ZS61-2610	ZS61-2615	L3WA	ZS61-1440	ZS61-1445	R3WA
FJR1300	03-19	ZS61-2610	ZS61-2615	L3WA	ZS61-1620	ZS61-1625	R3WA
FJR1300ES	20	ZS61-2610	ZS61-2615	L3WA	ZS61-1620	ZS61-1625	R3WA
XT660Z TENERE	08-15	-	-	-	ZS61-1620	ZS61-1625	R3WA
TENERE 700	20	ZS61-2410	ZS61-2415	L3WA	ZS61-1620	ZS61-1625	R3WA
XT1200Z SUPER TENERE/ES	10-20	-	-	-	ZS61-1620	ZS61-1625	R3WA
TDM850	97-01	-	-	-	ZS61-1440	ZS61-1445	R3WA
TDM900	02-03	-	-	-	ZS61-1440	ZS61-1445	R3WA
TDM900	04-09	-	-	-	ZS61-1620	ZS61-1625	R3WA
TRX850	95-99	-	-	-	ZS61-1440	ZS61-1445	R3WA
TZR250R/RS/SP/SPR	90-95	-	-	-	ZS61-1440	ZS61-1445	R3WA
KAWASAKI							
ZX-25R	20	-	ZS61-2235	L3WA	-	-	-
	02-04	ZS61-2210	ZS61-2215	L3WA	ZS61-1440	ZS61-1445	R3WA
ZX-6R	05-06	ZS61-2210	ZS61-2215	L3WA	-	-	-
	07-18	ZS61-2210	ZS61-2215	L3WA	ZS61-1010	ZS61-1015	R3WB
	19-21	-	ZS61-2235	L3WA	ZS61-1010	ZS61-1015	R3WB
ZX-7R	00-02	ZS61-2610	ZS61-2615	L3WA	-	-	-
ZX-9R	00-03	ZS61-2210	ZS61-2215	L3WA	-	-	-
	04-05	ZS61-2210	ZS61-2215	L3WA	-	-	-
ZX-10R	06-15	ZS61-2210	ZS61-2215	L3WA	ZS61-1010	ZS61-1015	R3WB
	16-20	ZS61-2210	ZS61-2215	L3WA	ZS61-1810	ZS61-1815	R3WB
ZX-10RR	17-19	ZS61-2210	ZS61-2215	L3WA	ZS61-1810	ZS61-1815	R3WB
ZX-11	97-01	ZS61-2610	ZS61-2615	L3WA	ZS61-1440	ZS61-1445	R3WA
ZX-12R	00-07	ZS61-2210	ZS61-2215	L3WA	ZS61-1440	ZS61-1445	R3WA
ZX-14R	06-19	ZS61-2220	ZS61-2225	L3WB	ZS61-1010	ZS61-1015	R3WB
ZX-14R/ HiGrade/SE	16-20	ZS61-2220	ZS61-2225	L3WB	ZS61-1810	ZS61-1815	R3WB
NINJA400/R	11-17	-	ZS61-2235	L3WA	ZS61-1020	ZS61-1025	R3WA
NINJA650/R	09-16	-	ZS61-2235	L3WA	ZS61-1020	ZS61-1025	R3WA
	17-20	-	ZS61-2235	L3WA	-	-	-
NINJA1000	11-16	ZS61-2210	ZS61-2215	L3WA	ZS61-1010	ZS61-1015	R3WB
	17-19	-	ZS61-2235	L3WA	ZS61-1010	ZS61-1015	R3WB
NINJA1000SX	20	-	ZS61-2235	L3WA	-	-	-
H2/H2R	15-19	ZS61-2810	ZS61-2815	L3WB	ZS61-1810	ZS61-1815	R3WB
H2 CARBON	19-20	ZS61-2810	ZS61-2815	L3WB	ZS61-1810	ZS61-1815	R3WB
GPZ900R	91-03	ZS61-2610	ZS61-2615	L3WA	ZS61-1440	ZS61-1445	R3WA
ZRX400/II	94-08	-	-	-	ZS61-1440	ZS61-1445	R3WA
ZRX1100/1200DAEG	97-16	ZS61-2610	ZS61-2615	L3WA	ZS61-1440	ZS61-1445	R3WA
ZEPHER/X	89-06	-	ZS61-2235	L3WA	ZS61-1440	ZS61-1445	R3WA
ZEPHER750	91-06	-	ZS61-2235	L3WA	ZS61-1440	ZS61-1445	R3WA
ZEPHER1100/RS	92-06	ZS61-2610	ZS61-2615	L3WA	ZS61-1440	ZS61-1445	R3WA
Z650	17-20	-	ZS61-2235	L3WA	-	-	-
	04-05	-	ZS61-2235	L3WA	ZS61-1440	ZS61-1445	R3WA
Z750	07-10	ZS61-2210	ZS61-2215	L3WA	-	-	-
Z750S	04-07	-	ZS61-2235	L3WA	ZS61-1440	ZS61-1445	R3WA
Z800	13-16	ZS61-2210	ZS61-2215	L3WA	-	-	-
Z900	17-20	-	ZS61-2235	L3WA	-	-	-
Z900RS	18-20	-	ZS61-2235	L3WA	ZS61-1010	ZS61-1015	R3WB
Z900RS CAFÉ	18-20	-	ZS61-2235	L3WA	ZS61-1010	ZS61-1015	R3WB
	03-06	ZS61-2210	ZS61-2215	L3WA	ZS61-1440	ZS61-1445	R3WA
Z1000	07-16	ZS61-2210	ZS61-2215	L4WA	ZS61-1010	ZS61-1015	R3WB
	17-20	-	ZS61-2235	L3WA	ZS61-1010	ZS61-1015	R3WB
Z1000R EDITION	20	-	ZS61-2235	L3WA	ZS61-1010	ZS61-1015	R3WB
ZZR250/400	90-07	-	-	-	ZS61-1440	ZS61-1445	R3WA
ZZR1200	02-03	ZS61-2610	ZS61-2615	L3WA	ZS61-1440	ZS61-1445	R3WA
	04-05	-	-	-	ZS61-1440	ZS61-1445	R3WA
1400GTR /CONCOURS 14	08-19	ZS61-2220	ZS61-2225	L3WB	ZS61-1010	ZS61-1015	R3WB
ZR-7S	99-05	-	ZS61-2235	L3WA	ZS61-1440	ZS61-1445	R3WA
VERSYS1000	12-14	ZS61-2210	ZS61-2215	L3WA	ZS61-1440	ZS61-1445	R3WA
	15-18	-	ZS61-2235	L3WA	ZS61-1020	ZS61-1025	R3WA
	07-08	-	ZS61-2235	L3WA	ZS61-1440	ZS61-1445	R3WA
VERSYS650	09-14	-	ZS61-2235	L3WA	ZS61-1020	ZS61-1025	R3WA
	15-19	-	ZS61-2235	L3WA	-	-	-
ER-6N/F	06-08	-	ZS61-2235	L3WA	ZS61-1440	ZS61-1445	R3WA
	09-14	-	ZS61-2235	L3WA	ZS61-1020	ZS61-1025	R3WA
BALIUS/II	91-07	-	ZS61-2235	L3WA	ZS61-1440	ZS61-1445	R3WA

CONTROL

LEVER

BODY

ELECTRICAL

PILOT LEVER Clutch / Brake : SUZUKI / DUCATI / TRIUMPH / BMW / KTM / NISSIN APPLICATION

Bike	Year	Clutch lever			Brake lever		
		Ti-color	Black	Lever Type	Ti-color	Black	Lever Type
SUZUKI							
GSX-R600	04-05	-	-	-	ZS61-1410	ZS61-1415	R3WB
	06-19	ZS61-2410	ZS61-2415	L3WA	ZS61-1410	ZS61-1415	R3WB
GSX-S750	17-19	-	-	-	ZS61-1440	ZS61-1445	R3WA
	04-05	-	-	-	ZS61-1410	ZS61-1415	R3WB
GSX-R750	06-19	ZS61-2410	ZS61-2415	L3WA	ZS61-1410	ZS61-1415	R3WB
	01-04	-	-	-	ZS61-1440	ZS61-1445	R3WA
GSX-R1000/R	05-06	ZS61-2410	ZS61-2415	L3WA	ZS61-1410	ZS61-1415	R3WB
	07-08	ZS61-2420	ZS61-2425	L3WA	ZS61-1410	ZS61-1415	R3WB
	09-20	ZS61-2410	ZS61-2415	L3WA	ZS61-1410	ZS61-1415	R3WB
GSX-S1000/F	15-20	ZS61-2410	ZS61-2415	L3WA	ZS61-1410	ZS61-1415	R3WB
GSX-R1100W	93-98	-	-	-	ZS61-1440	ZS61-1445	R3WA
GSX1300R HAYABUSA	99-19	ZS61-2420	ZS61-2425	L3WA	ZS61-1440	ZS61-1445	R3WA
GSX1400	01-08	ZS61-2420	ZS61-2425	L3WA	ZS61-1440	ZS61-1445	R3WA
GSF1200	95-97	-	-	-	ZS61-1440	ZS61-1445	R3WA
GS1200SS	01-02	ZS61-2420	ZS61-2425	L3WA	ZS61-1440	ZS61-1445	R3WA
GSR400/600/ABS	06-15	-	-	-	ZS61-1440	ZS61-1445	R3WA
GSR750ABS	13-16	-	-	-	ZS61-1440	ZS61-1445	R3WA
GSX400 IMPULSE	94-07	-	-	-	ZS61-1440	ZS61-1445	R3WA
GSX250S KATANA	91-96	-	-	-	ZS61-1440	ZS61-1445	R3WA
GSX400S KATANA	92	-	-	-	ZS61-1440	ZS61-1445	R3WA
KATANA	19-20	ZS61-2410	ZS61-2415	L3WA	ZS61-1410	ZS61-1415	R3WB
BANDIT250/400/V	89-00	-	-	-	ZS61-1440	ZS61-1445	R3WA
BANDIT1200/1250/S/F	01-16	ZS61-2420	ZS61-2425	L3WA	ZS61-1440	ZS61-1445	R3WA
B-KING	07-09	-	-	-	ZS61-1410	ZS61-1415	R3WB
INAZUMA400	97-01	-	-	-	ZS61-1440	ZS61-1445	R3WA
INAZUMA1200	98-99	-	-	-	ZS61-1440	ZS61-1445	R3WA
TL1000R	98-03	ZS61-2420	ZS61-2425	L3WA	ZS61-1440	ZS61-1445	R3WA
TL1000S	97-01	-	-	-	ZS61-1440	ZS61-1445	R3WA
SV1000S	03-07	ZS61-2420	ZS61-2425	L3WA	ZS61-1440	ZS61-1445	R3WA
GLADIUS400/ABS	10-15	-	-	-	ZS61-1440	ZS61-1445	R3WA
GLADIUS650/ABS	09-16	-	-	-	ZS61-1440	ZS61-1445	R3WA
SV400/650/S	99-05	-	-	-	ZS61-1440	ZS61-1445	R3WA
SV650/X	16-19	-	-	-	ZS61-1440	ZS61-1445	R3WA
GOOSE250/350	92-00	-	-	-	ZS61-1440	ZS61-1445	R3WA
RGV250 y	88-95	-	-	-	ZS61-1440	ZS61-1445	R3WA
V-STORM 650/ABS/XT	04-19	-	-	-	ZS61-1440	ZS61-1445	R3WA
V-STORM 1000/XT	07-19	ZS61-2420	ZS61-2425	L3WA	ZS61-1440	ZS61-1445	R3WA
DUCATI							
PANIGALE V4/S/R/S CORSE	18-20	ZS61-2810	ZS61-2815	L3WB	ZS61-1810	ZS61-1815	R3WB
PANIGALE V2	20	ZS61-2810	ZS61-2815	L3WB	ZS61-1810	ZS61-1815	R3WB
1299 PANIGALE/S	15-17	ZS61-2810	ZS61-2815	L3WB	ZS61-1810	ZS61-1815	R3WB
1199 PANIGALE/S/TRICOLORE	12-14	ZS61-2810	ZS61-2815	L3WB	ZS61-1810	ZS61-1815	R3WB
1199 PANIGALE R	13-17	ZS61-2810	ZS61-2815	L3WB	ZS61-1810	ZS61-1815	R3WB
959 PANIGALE	16-19	ZS61-2810	ZS61-2815	L3WB	ZS61-1810	ZS61-1815	R3WB
959 PANIGALE CORSE	18	ZS61-2810	ZS61-2815	L3WB	ZS61-1810	ZS61-1815	R3WB
899 PANIGALE	14-15	ZS61-2810	ZS61-2815	L3WB	ZS61-1810	ZS61-1815	R3WB
1198/1098/S/R	08-11	ZS61-2810	ZS61-2815	L3WB	ZS61-1810	ZS61-1815	R3WB
999S/R	03-07	ZS61-2810	ZS61-2815	L3WB	ZS61-1810	ZS61-1815	R3WB
848/749S/R/EVO/EVO CORSE SE	03-13	ZS61-2810	ZS61-2815	L3WB	ZS61-1810	ZS61-1815	R3WB
SUPERSPORT /S	17-20	-	-	-	ZS61-1810	ZS61-1815	R3WB
STREETFIGHTER/S	10-13	ZS61-2810	ZS61-2815	L3WB	ZS61-1810	ZS61-1815	R3WB
STREETFIGHTER 848	12-15	ZS61-2810	ZS61-2815	L3WB	ZS61-1810	ZS61-1815	R3WB
STREETFIGHTER V4/S	20	ZS61-2810	ZS61-2815	L3WB	ZS61-1810	ZS61-1815	R3WB
HYPERMOTARD1100S/EVO	08-12	ZS61-2810	ZS61-2815	L3WB	ZS61-1810	ZS61-1815	R3WB
HYPERMOTARD950/SP	19-20	ZS61-2810	ZS61-2815	L3WB	ZS61-1810	ZS61-1815	R3WB
MONSTER1200S/R	14-20	ZS61-2810	ZS61-2815	L3WB	ZS61-1810	ZS61-1815	R3WB
MONSTER1100S/EVO	08-13	ZS61-2810	ZS61-2815	L3WB	ZS61-1810	ZS61-1815	R3WB
MONSTER S4R/S	06-08	ZS61-2810	ZS61-2815	L3WB	ZS61-1810	ZS61-1815	R3WB
MULTISTRADA1260ENDURO	20	ZS61-2810	ZS61-2815	L3WB	ZS61-1810	ZS61-1815	R3WB
MULTISTRADA1260S/PIKES PEAK/D Air	18-20	ZS61-2810	ZS61-2815	L3WB	ZS61-1810	ZS61-1815	R3WB
MULTISTRADA1200S/PIKES PEAK/ENDURO/	10-19	ZS61-2810	ZS61-2815	L3WB	ZS61-1810	ZS61-1815	R3WB
ENDURO PRO	19-20	ZS61-2810	ZS61-2815	L3WB	-	-	-
MULTISTRADA950/S	17-20	ZS61-2810	ZS61-2815	L3WB	ZS61-1810	ZS61-1815	R3WB
X DIAVEL/S	20	ZS61-2810	ZS61-2815	L3WB	ZS61-1810	ZS61-1815	R3WB
DIAVEL1260/S	11-18	ZS61-2810	ZS61-2815	L3WB	ZS61-1810	ZS61-1815	R3WB
DIAVEL	13	ZS61-2810	ZS61-2815	L3WB	ZS61-1810	ZS61-1815	R3WB
DIAVEL STRADA	12-18	ZS61-2810	ZS61-2815	L3WB	ZS61-1810	ZS61-1815	R3WB
DIAVEL CARBON	13	ZS61-2810	ZS61-2815	L3WB	ZS61-1810	ZS61-1815	R3WB
DIAVEL DARK	13	ZS61-2810	ZS61-2815	L3WB	ZS61-1810	ZS61-1815	R3WB
TRIUMPH (JAPAN Model)							
BONNEVILLE	11-15	ZS61-2830	-	L3WB	-	-	-
BONNEVILLE SE	09-12	ZS61-2830	-	L3WB	-	-	-
BONNEVILLE T100	01-15	ZS61-2830	-	L3WB	-	-	-
DAYTONA 675	06-12	ZS61-2830	-	L3WB	ZS61-1410	ZS61-1415	R3WB
	13-15	ZS61-2830	-	L3WB	ZS61-1810	ZS61-1815	R3WB
DAYTONA 675 R	11-15	ZS61-2830	-	L3WB	ZS61-1810	ZS61-1815	R3WB
DAYTONA 675 SE	11	ZS61-2830	-	L3WB	ZS61-1410	ZS61-1415	R3WB
DAYTONA595&955	97-00	ZS61-2830	-	L3WB	-	-	-
DAYTONA600&650	04-05	ZS61-2830	-	L3WB	-	-	-
DAYTONA955	01-05	ZS61-2830	-	L3WB	-	-	-
SCRAMBLER	06-16	ZS61-2830	-	L3WB	-	-	-
SPEED FOUR	03-05	ZS61-2830	-	L3WB	-	-	-
SPEED TRIPLE (T509)	97	ZS61-2830	-	L3WB	-	-	-
	98-07	ZS61-2830	-	L3WB	-	-	-
SPEED TRIPLE	08-10	ZS61-2830	-	L3WB	ZS61-1410	ZS61-1415	R3WB
	11-15	ZS61-2830	-	L3WB	ZS61-1810	ZS61-1815	R3WB
	12-15	ZS61-2830	-	L3WB	ZS61-1810	ZS61-1815	R3WB
SPEED TRIPLE R	16-17	-	-	-	ZS61-1810	ZS61-1815	R3WB
	16-17	-	-	-	ZS61-1810	ZS61-1815	R3WB
SPEED TRIPLE S	11-12	ZS61-2830	-	L3WB	-	-	-
SPRINT GT	00-04	ZS61-2830	-	L3WB	-	-	-
SPRINT RS	99-12	ZS61-2830	-	L3WB	-	-	-
SPRINT ST	07	ZS61-2830	-	L3WB	-	-	-
SPRINT ST 1050	11-12	ZS61-2830	-	L3WB	-	-	-
STREET TRIPLE	13-16	ZS61-2830	-	L3WB	-	-	-
STREET TRIPLE 85	17	ZS61-2830	-	L3WB	-	-	-
STREET TRIPLE S	08-10	ZS61-2830	-	L3WB	-	-	-
STREET TRIPLE675	09-16	ZS61-2830	-	L3WB	ZS61-1410	ZS61-1415	R3WB
STREET TRIPLE675R	04-16	ZS61-2830	-	L3WB	-	-	-
THRUXTON	16-17	-	-	-	ZS61-1810	ZS61-1815	R3WB
THRUXTON R	07-12	ZS61-2830	-	L3WB	-	-	-
TIGER 1050	11-12	ZS61-2830	-	L3WB	-	-	-
TIGER 1050 SE	11-14	ZS61-2830	-	L3WB	-	-	-
TIGER 800	11-14	ZS61-2830	-	L3WB	-	-	-
TIGER 800 XC	11-14	ZS61-2830	-	L3WB	-	-	-
TT600	00-03	ZS61-2830	-	L3WB	-	-	-
BMW							
S1000RR	10-17	-	-	-	ZS61-1410	ZS61-1415	R3WB
S1000R	14-17	-	-	-	ZS61-1410	ZS61-1415	R3WB
KTM							
RC8/R	08-16	-	-	-	ZS61-1810	ZS61-1815	R3WB
1290 SUPER DUKE R	15-20	-	-	-	ZS61-1810	ZS61-1815	R3WB
1290 SUPER DUKE RS/GT	16-20	-	-	-	ZS61-1810	ZS61-1815	R3WB
990 SUPER DUKE/R	06-12	-	-	-	ZS61-1810	ZS61-1815	R3WB
690 DUKE R	10-17	-	-	-	ZS61-1810	ZS61-1815	R3WB
OTHER							
NISSIN RADIAL CAST	-	ZS61-2220	ZS61-2225	L3WB	ZS61-1410	ZS61-1415	R3WB
NISSIN RS-TYPE	-	-	-	-	ZS61-1440	ZS61-1445	R3WA



CONTROL



LEVER



BODY



ELECTRICAL



FLIGHT LEVER GUARD



ZS72-1142



ZS72-1162

for RACING

ZETA FLIGHT LEVER GUARD

- Lever guard redesigned for race.
- Resin lever guard has high strength and excellent flexibility.
- Steel bar ends and inner brackets provide the effect of balancer weights and contribute to vibration countermeasures.
- Installation workability has also improved.
- It is a truly race part which does not have the adjustment mechanism with the setting of only the right side.

Part #	Inner diameter
ZS72-1142	14 mm (14 - 15.5 mm)
ZS72-1162	16 mm (16 - 17.5 mm)



British Super Bike
Buildbase Suzuki



Replacement Arm
Parts # ZS72-1190



Gold



Black




Ti-color

for RACING /STREET

ZETA LEVER GUARD

- Lever guard prevents accidental brake lever incidents at the race, track day or street riding.
- Made of A7009-T6 aluminum for durable construction, with length adjustable function to fit most bikes.
- Can also be used for clutch lever side by changing the part direction.
- Available Gold and Titanium colors.
- Sold by unit quantity (One side only)
- Can be used for handlebar with inner diameter from 13.5 mm to 19 mm.

Part #	Color
ZS72-1000	Black
ZS72-1004	Gold
ZS72-1008	Ti-color



Adjustable
Length



Replacement Arm
Parts # ZS72-1094



Bike	Year	Part #	Offset (mm)									
			Position 1		Position 2		Position 3					
			Back	Up	Back	Up	Back	Up				
HONDA												
CBR250R	11-13	ZS56-2108	33	10	43	20	53	30				
YAMAHA												
MT-25	16-19	ZS56-2408	28	3	38	10	-	-				
MT-03	16-19	ZS56-2408	28	3	38	10	-	-				
YZF-R25	15-20	ZS56-2408	28	3	38	10	-	-				
YZF-R3	15-20	ZS56-2408	28	3	38	10	-	-				
KAWASAKI												
NINJA250R	08-12	ZS56-2208	21	5	26	18	31	32				
NINJA250	13-17	ZS56-2208	21	5	26	18	31	32				
NINJA300	13-17	ZS56-2208	21	5	26	18	31	32				
Z250	13-17	ZS56-2208	21	5	26	18	31	32				



ZETA STEP BRACKET KIT

- Adjust the stock rear set back for a better riding position and more ground clearance.
- 3 different position adjustments to fit your riding position.
- Made of CNC titanium anodized aluminum, comes with stainless gear change rod and nuts.

CONTROL



LEVER



NINJA 250



CB400SF



ZS80-9110

ZS80-9100

ZS80-9200

ZETA DRIVE COVER

- Made of CNC machined aluminum with anodized finish.
- Easy maintenance.
- Available in titanium color.
- Made of 7000 grade aluminum.

Bike	Year	Ti-color
HONDA		
CBR250R	11-17	ZS80-9100
CBR300R	15-18	ZS80-9100
CB250F	14-17	ZS80-9100
CB300F	15-18	ZS80-9100
CB400SF	08-19	ZS80-9110
KAWASAKI		
NINJA250	13-17	ZS80-9200
Z250	13-17	ZS80-9200
NINJA300	13-17	ZS80-9200

BODY



ELECTRICAL



Bike	Year	Gold	Ti-Color
HONDA			
CT125	20	ZS89-5044	ZS89-5048
TRAIL125	21	ZS89-5044	ZS89-5048
CB250F	14-17	ZS89-5044	ZS89-5048
CB250R	18-19	ZS89-5044	ZS89-5048
CB300F	15-18	ZS89-5044	ZS89-5048
CB300R	19	ZS89-5044	ZS89-5048
CBR250R	11-17	ZS89-5044	ZS89-5048
CBR300R	15-18	ZS89-5044	ZS89-5048
400X	13-18	ZS89-5044	ZS89-5048
CB400F	13-15	ZS89-5044	ZS89-5048
CB400SF	08-19	ZS89-5044	ZS89-5048
CBR400R	13-18	ZS89-5044	ZS89-5048
CB500X	13-18	ZS89-5044	ZS89-5048
CB500F	13-18	ZS89-5044	ZS89-5048
CBR500R	13-18	ZS89-5044	ZS89-5048
YAMAHA			
MT-25	16-19	ZS89-5034	-
MT-03	16-19	ZS89-5034	-
YZF-R25	15-20	ZS89-5034	-
YZF-R3	15-20	ZS89-5034	-
KAWASAKI			
NINJA 250/R	08-17	ZS89-5034	-
VERSYS-X250/TOURER	17-20	ZS89-5034	-
VERSYS-X300	17-19	ZS89-5034	-
Z250	13-17	ZS89-5034	-
NINJA 300	13-17	ZS89-5034	-
ER-4N	11-13	ZS89-5034	-
NINJA 400R	11-13	ZS89-5034	-
ER-6N	09-11	ZS89-5034	-
NINJA 650R	09-11	ZS89-5034	-

ZETA REAR BRAKE CLEVIS

- Made of CNC machined aluminum with anodized finish.
- Durable yet lightweight design provides the sensitive rear brake feel.
- Available in gold and titanium colors.
- Stainless steel pin is resistant to rust.



Ti-color

Gold



NINJA 250



Ti-color



Gold

ZETA

OIL FILER CAP

- Made of CNC machined aluminum with anodized finish.
- 19 mm hex wrench head.
- Equipped with wiring hole to prevent losing the part.
- Available in gold and titanium colors.

Please use stock o-ring.



YZF-R25



TENERE700



GSR250



VERSYS-X250

Bike	Year	Gold	Ti-color
KAWASAKI			
NINJA 250	13-17	ZS89-2204	ZS89-2208
	18-20	ZS89-2104	ZS89-2108
NINJA 250R	08-12	ZS89-2204	ZS89-2208
NINJA 250SL	15-16	ZS89-2104	ZS89-2108
Z250	13-17	ZS89-2204	ZS89-2208
	18-19	ZS89-2104	ZS89-2108
Z250SL	16-17	ZS89-2104	ZS89-2108
ZZR250	90-07	ZS89-2204	ZS89-2208
ZX-25R	20	ZS89-2104	ZS89-2108
VERSYS-X 250/TOURER	17-20	ZS89-2204	ZS89-2208
VERSYS-X 300	17-19	ZS89-2204	ZS89-2208
NINJA 300	13-17	ZS89-2204	ZS89-2208
ER-4n	11-13	ZS89-2104	ZS89-2108
EX-4	94-95	ZS89-2204	ZS89-2208
FX400R	86-90	ZS89-2204	ZS89-2208
GPZ400R/S	83-88	ZS89-2204	ZS89-2208
NINJA 400	14-20	ZS89-2104	ZS89-2108
NINJA 400R	11-13	ZS89-2104	ZS89-2108
Z400	19-20	ZS89-2104	ZS89-2108
ZEPHYR400 KAI	96-07	ZS89-2204	ZS89-2208
ZXR400/R	89-99	ZS89-2204	ZS89-2208
ZZR400	90-06	ZS89-2204	ZS89-2208
ER-6F	06-10	ZS89-2104	ZS89-2108
ER-6N	06-14	ZS89-2104	ZS89-2108
NINJA 600R	09-11	ZS89-2104	ZS89-2108
NINJA 650	12-19	ZS89-2104	ZS89-2108
	07-14	ZS89-2104	ZS89-2108
VERSYS650	15-19	ZS89-2104	ZS89-2108
	00-20	ZS89-2204	ZS89-2208
ZX-6R	03-05	ZS89-2204	ZS89-2208
Z650	17-19	ZS89-2104	ZS89-2108
Z750/S	04-10	ZS89-2204	ZS89-2208
ZR-7	99-01	ZS89-2204	ZS89-2208
ZXR750	89-95	ZS89-2104	ZS89-2108
ZXR750R	91-94	ZS89-2104	ZS89-2108
Z800	13-16	ZS89-2104	ZS89-2108
GPZ900R	91-03	ZS89-2204	ZS89-2208
ZX-9R	98-03	ZS89-2204	ZS89-2208
Z900	18-19	ZS89-2104	ZS89-2108
Z900RS/CAFÉ	18-20	ZS89-2104	ZS89-2108
GPZ1100	95-99	ZS89-2204	ZS89-2208
NINJA 1000	10-19	ZS89-2104	ZS89-2108
VERSYS1000/SE	12-20	ZS89-2104	ZS89-2108
	03-09	ZS89-2204	ZS89-2208
Z1000	10-20	ZS89-2104	ZS89-2108
ZX-10R	04-20	ZS89-2204	ZS89-2208
ZRX1100/II	97-00	ZS89-2204	ZS89-2208
ZZ-R1100	99-01	ZS89-2204	ZS89-2208
ZRX1200R/S/DAEG	01-16	ZS89-2204	ZS89-2208
ZX-12R	00-06	ZS89-2204	ZS89-2208
ZZR1200	02-05	ZS89-2204	ZS89-2208
ZX-14R	12-20	ZS89-2204	ZS89-2208
ZZR1400	06-11	ZS89-2204	ZS89-2208
1400GTR	08-16	ZS89-2204	ZS89-2208

Bike	Year	Gold	Ti-color
HONDA			
MONKEY125	19-21	ZS89-2104	ZS89-2108
CT125	20	ZS89-2104	ZS89-2108
TRAIL125	21	ZS89-2104	ZS89-2108
CB250F	14-17	ZS89-2104	ZS89-2108
CB250R	18-19	ZS89-2104	ZS89-2108
CB300F	15-18	ZS89-2104	ZS89-2108
CB300R	19-20	ZS89-2104	ZS89-2108
CBR250R	11-17	ZS89-2104	ZS89-2108
CBR250RR	17-19	ZS89-2104	ZS89-2108
CBR300R	15-20	ZS89-2104	ZS89-2108
400X	13-19	ZS89-2104	ZS89-2108
CB400F	13-16	ZS89-2104	ZS89-2108
CB400SF	99-19	ZS89-2104	ZS89-2108
CBR400R	13-19	ZS89-2104	ZS89-2108
CB500X	13-20	ZS89-2104	ZS89-2108
CB500F	13-19	ZS89-2104	ZS89-2108
CBR500R	13-20	ZS89-2104	ZS89-2108
CBR600RR	03-20	ZS89-2104	ZS89-2108
CBR929RR	00-01	ZS89-2104	ZS89-2108
CBR954RR	02-03	ZS89-2104	ZS89-2108
CB1100	10-19	ZS89-2104	ZS89-2108
CBR1000RR	04-19	ZS89-2104	ZS89-2108
CBR1000S	14-16	ZS89-2104	ZS89-2108
VTR1000F	98-05	ZS89-2104	ZS89-2108
CRF1000L	16-19	ZS89-2104	ZS89-2108
CRF1100L AFRICA TWIN /DCT	20	ZS89-2104	ZS89-2108
CRF1100L AFRICA TWIN ADV SPORTS ES/DCT	20	ZS89-2104	ZS89-2108
VFR1200F	10-12	ZS89-2104	ZS89-2108
VFR1200X	14-15	ZS89-2104	ZS89-2108
X-4	97-03	ZS89-2104	ZS89-2108
YAMAHA			
FZR250/R	87-94	ZS89-2404	ZS89-2408
FZX250 ZEAL	91-92	ZS89-2404	ZS89-2408
MT-25	16-19	ZS89-2404	ZS89-2408
MT-03	16-19	ZS89-2404	ZS89-2408
YZF-R25	15-20	ZS89-2404	ZS89-2408
YZF-R3	15-20	ZS89-2404	ZS89-2408
FZ400	97	ZS89-2404	ZS89-2408
XJR400	93-96	ZS89-2404	ZS89-2408
FZ6/FAZER	04-06	ZS89-2404	ZS89-2408
FZS600/S FAZER	00-03	ZS89-2404	ZS89-2408
FZX750	90	ZS89-2404	ZS89-2408
FZ6R	09-17	ZS89-2404	ZS89-2408
YZF-R6	99-20	ZS89-2404	ZS89-2408
MT-07	14-20	ZS89-2404	ZS89-2408
XSR700	17-19	ZS89-2404	ZS89-2408
FZ-07	15-17	ZS89-2404	ZS89-2408
TENERE700	20-21	ZS89-2404	ZS89-2408
FZ8	11-13	ZS89-2404	ZS89-2408
TDM850	98-01	ZS89-2404	ZS89-2408
XJ900 DIVERSION	00-02	ZS89-2404	ZS89-2408
FZ-1	06-15	ZS89-2404	ZS89-2408
FZ-1FAZER	06-15	ZS89-2404	ZS89-2408
FZS1000FAZER	01-05	ZS89-2404	ZS89-2408
YZF-R1	98-14	ZS89-2404	ZS89-2408
XJR1200	94-96	ZS89-2404	ZS89-2408
XTZ1200Z/ZE	10-17	ZS89-2404	ZS89-2408
FJR1300/A/AS	01-16	ZS89-2404	ZS89-2408
XVS1300A	99-09	ZS89-2404	ZS89-2408
SUZUKI			
GSR250	12-17	ZS89-2304	ZS89-2308
GSR250S	14-15	ZS89-2304	ZS89-2308
GW250	12-17	ZS89-2304	ZS89-2308
INAZUMA 250	12-15	ZS89-2304	ZS89-2308
GSX250R	17-19	ZS89-2304	ZS89-2308
V-STORM250	17	ZS89-2304	ZS89-2308
GSR400	06-12	ZS89-2304	ZS89-2308
GLADIUS 400	09-13	ZS89-2304	ZS89-2308
IMPULUS 400	94-07	ZS89-2304	ZS89-2308
INAZUMA 400	97-02	ZS89-2304	ZS89-2308
GSX-R600	97-19	ZS89-2304	ZS89-2308
V-STORM650	04-19	ZS89-2304	ZS89-2308
SV650	16-19	ZS89-2304	ZS89-2308
SV650X	18-19	ZS89-2304	ZS89-2308
GSF750	96-00	ZS89-2304	ZS89-2308
GSR750	13-15	ZS89-2304	ZS89-2308
GSX-R750	89-19	ZS89-2304	ZS89-2308
GSX-S750	17-19	ZS89-2304	ZS89-2308
GSX-R1000	01-18	ZS89-2304	ZS89-2308
GSX-S1000/F	15-19	ZS89-2304	ZS89-2308
SV1000/S	03-07	ZS89-2304	ZS89-2308
V-STROM1000	04-19	ZS89-2304	ZS89-2308
GSX-R1100/W	86-98	ZS89-2304	ZS89-2308
BANDIT1200/S	01-06	ZS89-2304	ZS89-2308
BANDIT1250/S/F	06-15	ZS89-2304	ZS89-2308
GS1200SS	01-02	ZS89-2304	ZS89-2308
GSF1200	01-06	ZS89-2304	ZS89-2308
GSF1250	08-09	ZS89-2304	ZS89-2308
GSX1300R HAYABUSA	08-19	ZS89-2304	ZS89-2308
B-KING	08	ZS89-2304	ZS89-2308
GSX1400	01-08	ZS89-2304	ZS89-2308



ZETA
FORK TOP CAP NINJA 250/300

- CNC machined aluminum front fork cap for Ninja 250 / 300 -2017.
- Use this fork cover cap when you change to aftermarket clip on handles.
- Black anodized finish with laser printed logo.
- Comes in pairs.

Part #	Color
ZS59-8011	Black



CONTROL



LEVER



BODY



ELECTRICAL



Softest position
(-5 mm)



Stock position
(0 mm)



Hardest position
(+10 mm)



Bike	Year	Gold
YAMAHA	YZF-R25	15-18 ZE56-10514
	YZF-R3	15-18 ZE56-10514
KAWASAKI	NINJA250R	08-12 ZE56-10504
	NINJA250	13-17 ZE56-10504
	NINJA300	13-17 ZE56-10504

ZETA
FORK TOP CAP INITIAL ADJUSTER

- Top cap initial adjuster for Ninja 250 / 300 and YZF-R25 / R3
- Allows you to adjust spring pre load.
- Pre load adjustable range is -5 mm to +10 mm, provides pre load setting for racing use and soften for light weight riders.
- Integrated air bleeder, bleeds high pressure air without any tools from the front fork after hard and high speed riding.

* Ninja 250/300 required to change handlebar to clip on handlebar for installation.



Bike	Year	Gold	Ti-color	qty
HONDA				
VTR/VTR-F	09-15	ZS89-1114	ZS89-1118	1
CB400F/CBR400R/400X	13-19	ZS89-1114	ZS89-1118	1
CB500F/CBR500R/CB500X	13-20	ZS89-1114	ZS89-1118	1
CBR600RR	03-20	ZS89-1114	ZS89-1118	1
CB650F	14-18	ZS89-1114	ZS89-1118	1
CBR650F	14-18	ZS89-1114	ZS89-1118	1
CB650R	19-20	ZS89-1114	ZS89-1118	1
CBR650R	19	ZS89-1114	ZS89-1118	1
CBR1000RR	04-16	ZS89-1114	ZS89-1118	1
CBR1000S	14-16	ZS89-1114	ZS89-1118	1
YAMAHA				
MT-25	16-19	ZS89-1404	ZS89-1408	1
MT-03	16-19	ZS89-1404	ZS89-1408	1
YZF-R25	15-20	ZS89-1404	ZS89-1408	1
YZF-R3	15-20	ZS89-1404	ZS89-1408	1
FZ-07	15-17	ZS89-1414	ZS89-1418	1
MT-07	14-20	ZS89-1414	ZS89-1418	1
XSR700	18-19	ZS89-1414	ZS89-1418	1
TENERE700	20-21	ZS89-1414	ZS89-1418	1
FZ-09	14-17	ZS89-1414	ZS89-1418	1
MT-09/TRACER	14-20	ZS89-1414	ZS89-1418	1
TRACER900	18-20	ZS89-1414	ZS89-1418	1
XSR900	16-20	ZS89-1414	ZS89-1418	1
KAWASAKI				
NINJA 250	13-20	ZS89-1214	ZS89-1218	1
Z250	13-17	ZS89-1214	ZS89-1218	1
VERSYS-X 250/TOURER	17-20	ZS89-1214	ZS89-1218	1
VERSYS-X 300	17-19	ZS89-1214	ZS89-1218	1
NINJA 300	13-17	ZS89-1214	ZS89-1218	1
ER-4N	11-13	ZS89-1204	ZS89-1208	2
NINJA 400	14-19	ZS89-1204	ZS89-1208	2
ER-6F	12-13	ZS89-1204	ZS89-1208	2
ER-6N	09-14	ZS89-1204	ZS89-1208	2
NINJA 650	12-16	ZS89-1204	ZS89-1208	2
VERSYS	11-14	ZS89-1204	ZS89-1208	2
VERSYS650	15-19	ZS89-1204	ZS89-1208	2
SUZUKI				
GSR250	12-17	ZS89-1304	ZS89-1308	1
GSR250S	14-15	ZS89-1304	ZS89-1308	1
GSX250R	17-19	ZS89-1304	ZS89-1308	1
GW250	12-17	ZS89-1304	ZS89-1308	1
INAZUMA 250	12-15	ZS89-1304	ZS89-1308	1
V-STORM250	17	ZS89-1304	ZS89-1308	1



ZETA
ENGINE PLUG

- Made of CNC machined aluminum with anodized finish.
- Ideal for dressing up your engine.
- Available in gold and titanium colors.

* Please use stock o-ring.



YZF-R25



TENERE700



GSR250



VERSYS-X250



Ti-color

Gold

ZETA

MASTER CYLINDER COVER Application : P231

- Made of CNC machined aluminum with anodized finish.
- Makes your cylinder cover look exclusive.
- Available in gold and titanium colors.
- Available for front and rear brake cylinder cover and clutch cylinder cover.



TENERE700



ZX25R

ZETA

CHAIN ADJUSTER CAP

- ZETA Chain adjuster for sport bikes.
- Made of CNC machined aluminum with titanium and gold anodized finish.
- ZETA laser printed logo.
- Comes in pairs.



Ti-color

Gold



YZF-R25(L)



YZF-R25 (R)

Bike	Year	Gold	Ti-color
HONDA			
CB250F	14-17	ZS93-3104	ZS93-3108
CBR250R	11-17	ZS93-3104	ZS93-3108
CB300F	14-18	ZS93-3104	ZS93-3108
CBR300R	14-19	ZS93-3104	ZS93-3108
YAMAHA			
YZF-R25	15-20	ZS93-3404	ZS93-3408
YZF-R3	15-20	ZS93-3404	ZS93-3408
MT-25	16-20	ZS93-3404	ZS93-3408
MT-03	16-20	ZS93-3404	ZS93-3408
KAWASAKI			
NINJA250/R	08-20	ZS93-3104	ZS93-3108
NINJA250SL	15-16	ZS93-3104	ZS93-3108
NINJA300	13-17	ZS93-3104	ZS93-3108
NINJA400	18-20	ZS93-3104	ZS93-3108
Z250	13-20	ZS93-3104	ZS93-3108
Z250SL	15-17	ZS93-3104	ZS93-3108
Z300	15-16	ZS93-3104	ZS93-3108
Z400	19-20	ZS93-3104	ZS93-3108
VERSYS-X250	17-20	ZS93-3104	ZS93-3108
VERSYS-X300	17-20	ZS93-3104	ZS93-3108

ZETA

REAR AXLE BLOCK

- ZETA Axle block for sport bikes.
- Made of CNC machined aluminum with titanium and gold anodized finish.
- Scales on both sides of axle block for easy chain adjustment.
- ZETA laser printed logo.
- Comes in pairs.



Ti-color

Gold



Bike	Year	Gold	Ti-color
HONDA			
CBR600RR	09-20	ZS93-2104	ZS93-2108
CBR1000RR	08-16	ZS93-2104	ZS93-2108
YAMAHA			
FZ8	11-13	-	ZS93-2408
FZ1	06-15	-	ZS93-2408
YZF-R1/M/S	04-20	-	ZS93-2408
KAWASAKI			
ZX-6R	09-21	ZS93-2204	ZS93-2208
ZX-10R	11-20	ZS93-2204	ZS93-2208
SUZUKI			
GSX-R600	11-19	ZS93-2304	ZS93-2308
GSX-R750	11-19	ZS93-2304	ZS93-2308

BRAKE MASTER CYLINDER COVER Application

Front	Year	Gold	Ti-color
GROM	13-20	-	ZS86-0118
MSX125	13-15	-	ZS86-0118
PCX150	13-15	-	ZS86-0118
HORNET 250	96-06	-	ZS86-0118
VTR/VTR-F	98-15	-	ZS86-0118
CB250F	14-17	-	ZS86-0118
CB250R	18-19	-	ZS86-0118
CB300F	15-18	-	ZS86-0118
CB300R	19-20	-	ZS86-0118
CBR250R	11-17	-	ZS86-0118
CBR250RR	17-19	-	ZS86-0118
CBR300R	15-18	-	ZS86-0118
400X	13-19	-	ZS86-0118
CB400F	89-90	ZS86-0124	ZS86-0128
	13-16	-	ZS86-0118
CB400SF	92-19	ZS86-0124	ZS86-0128
CBR400R	13-19	-	ZS86-0118
CB500X	13-19	-	ZS86-0118
CB500F	13-19	-	ZS86-0118
CBR500R	13-19	-	ZS86-0118
CB600F	04-06	ZS86-0124	ZS86-0128
CBR600F	91-06	ZS86-0124	ZS86-0128
CBR600RR	03-06	ZS86-0124	ZS86-0128
CB650F	07-19	ZS86-0124	ZS86-0128
	14-18	ZS86-0124	ZS86-0128
CBR650F	14-18	ZS86-0124	ZS86-0128
CB650R	19	ZS86-0124	ZS86-0128
CBR650R	19	ZS86-0124	ZS86-0128
NC700X/S	12-17	ZS86-0124	ZS86-0128
NT700V	10-11	ZS86-0124	ZS86-0128
CB750	04-08	ZS86-0124	ZS86-0128
NC750X/S	14-19	ZS86-0124	ZS86-0128
VFR800	98-09	ZS86-0124	ZS86-0128
VFR800F	14-15	ZS86-0124	ZS86-0128
CB900F	02-07	ZS86-0124	ZS86-0128
CB1000	94-95	ZS86-0124	ZS86-0128
CB1000R	11-17	ZS86-0124	ZS86-0128
CBR1000F	87-96	ZS86-0124	ZS86-0128
CBR1000S	14-16	ZS86-0124	ZS86-0128
CBR1000RR	06-19	ZS86-0124	ZS86-0128
CRF1000L	16-19	ZS86-0124	ZS86-0128
CB1100	10-19	ZS86-0124	ZS86-0128
CBR1100XX	97-03	ZS86-0124	ZS86-0128
ST1100	91-03	ZS86-0124	ZS86-0128
VFR1200X	14	ZS86-0124	ZS86-0128
CB1300SF	98-19	ZS86-0124	ZS86-0128
ST1300	03-13	ZS86-0124	ZS86-0128
X-4	97-03	ZS86-0124	ZS86-0128
GSR250	12-17	ZS86-0154	ZS86-0158
GSR250S	14-15	ZS86-0154	ZS86-0158
GW250	12-17	ZS86-0154	ZS86-0158
INAZUMA250	12-15	ZS86-0154	ZS86-0158
GSX250R	17-19	ZS86-0154	ZS86-0158
V-STROM250	17	ZS86-0154	ZS86-0158
BANDIT400	91-93	ZS86-0154	ZS86-0158
GLADIUS400	10-13	ZS86-0154	ZS86-0158
GSR400	06-13	ZS86-0154	ZS86-0158
GSX-R600	97-19	ZS86-0414	ZS86-0418
GSX-R600W	92-93	ZS86-0414	ZS86-0418
GS650F	08-09	ZS86-0154	ZS86-0158
SV650	99-09	ZS86-0154	ZS86-0158
SV650S	99-09	ZS86-0154	ZS86-0158
V-STROM650/XT	04-19	ZS86-0154	ZS86-0158
GLADIUS650	09	ZS86-0154	ZS86-0158
GSR750	13-15	ZS86-0154	ZS86-0158
GSX-R750	93-19	ZS86-0414	ZS86-0418
GSX750F	89-06	ZS86-0154	ZS86-0158
GSX-S750	17-19	ZS86-0154	ZS86-0158
GSX-R1000	01-18	ZS86-0414	ZS86-0418
SV1000	03-05	ZS86-0154	ZS86-0158
SV1000S	03-07	ZS86-0414	ZS86-0418
TL1000R	98-03	ZS86-0414	ZS86-0418
TL1000S	97-01	ZS86-0414	ZS86-0418
V-STROM1000/XT	02-19	ZS86-0154	ZS86-0158
GSX-R1100	91-92	ZS86-0154	ZS86-0158
GSX-R1100W	93-98	ZS86-0154	ZS86-0158
BANDIT1200	97-05	ZS86-0154	ZS86-0158
BANDIT1250/S	07-15	ZS86-0154	ZS86-0158
GSX1250F	11	ZS86-0154	ZS86-0158
GSX1300R HAYABUSA	99-19	ZS86-0154	ZS86-0158

Front	Year	Gold	Ti-color
FZ6/R	04-17	ZS86-0164	ZS86-0168
Re6	06-09	ZS86-0414	ZS86-0418
YZF-R6	99-19	ZS86-0414	ZS86-0418
FZ-07	15-17	ZS86-0164	ZS86-0168
MT-07	14-19	ZS86-0164	ZS86-0168
XSR700	17-19	ZS86-0164	ZS86-0168
XSR900	16-19	ZS86-0164	ZS86-0168
FZ-09	14-17	ZS86-0164	ZS86-0168
MT-09/TRACER	14-19	ZS86-0164	ZS86-0168
TRACER900	18-19	ZS86-0164	ZS86-0168
MT10	18-19	ZS86-0164	ZS86-0168
FAZ1	01-05	ZS86-0144	ZS86-0148
	06-15	ZS86-0164	ZS86-0168
FZ1 FAZER	08-15	ZS86-0164	ZS86-0168
YZF-R1	98-18	ZS86-0414	ZS86-0418
XJR1200	94-96	ZS86-0414	ZS86-0418
XTZ1200Z/ZE	10-17	ZS86-0164	ZS86-0168
FJR1300	03	ZS86-0144	ZS86-0148
	04-15	ZS86-0164	ZS86-0168
XJR1300	98-15	ZS86-0144	ZS86-0148
XJR1300C	15	ZS86-0164	ZS86-0168
Z125 PRO	16-18	-	ZS86-0118
NINJA 250R	92-07	ZS86-0144	ZS86-0148
NINJA 250/R	08-17	-	ZS86-0118
NINJA 250SL	15-16	-	ZS86-0118
Z250	13-17	-	ZS86-0118
Z250SL	16-17	-	ZS86-0118
VERSYS-X 250/300	17-19	-	ZS86-0118
Z300	16	-	ZS86-0118
NINJA300	13-17	-	ZS86-0118
ER-4N	11-13	ZS86-0134	ZS86-0138
NINJA 400/R	11-17	ZS86-0134	ZS86-0138
ZRX	94-08	ZS86-0144	ZS86-0148
ZRX-II	95-06	ZS86-0144	ZS86-0148
ZZR400	93-06	ZS86-0144	ZS86-0148
NINJA 500	94-09	ZS86-0144	ZS86-0148
ZEPHYR ZR550	92-08	ZS86-0144	ZS86-0148
NINJA 600R	92-97	ZS86-0144	ZS86-0148
ZX-6	92-01	ZS86-0144	ZS86-0148
ZX-6R	95-97	ZS86-0144	ZS86-0148
	98-19	ZS86-0144	ZS86-0148
ZX-6RR	03-05	ZS86-0414	ZS86-0418
ZZR600	02-04	ZS86-0144	ZS86-0148
ER-6F	05-08	ZS86-0144	ZS86-0148
	09-10	ZS86-0144	ZS86-0148
ER-6N	09-14	ZS86-0134	ZS86-0138
NINJA650	09-19	ZS86-0134	ZS86-0138
NINJA650R	06-08	ZS86-0144	ZS86-0148
VERSYS650	07-08	ZS86-0144	ZS86-0148
	09-19	ZS86-0134	ZS86-0138
Z650	17-19	ZS86-0134	ZS86-0138
Z750	06-10	ZS86-0414	ZS86-0418
Z750S	05-07	ZS86-0144	ZS86-0148
ZR-7	00	ZS86-0144	ZS86-0148
ZR750	92-93	ZS86-0144	ZS86-0148
ZR-7S	01-05	ZS86-0414	ZS86-0418
ZX-7R	91-03	ZS86-0144	ZS86-0148
ZX-7RR	96-97	ZS86-0414	ZS86-0418
ZX-9R	94-97	ZS86-0144	ZS86-0148
Z900	98-03	ZS86-0144	ZS86-0148
	18-19	ZS86-0134	ZS86-0138
Z900RS/CAFÉ	18-19	ZS86-0414	ZS86-0418
NINJA1000	11-19	ZS86-0414	ZS86-0418
VERSYS1000	12-14	ZS86-0144	ZS86-0148
	15-19	ZS86-0134	ZS86-0138
Z1000	03-06	ZS86-0144	ZS86-0148
ZX-10R	04-15	ZS86-0414	ZS86-0418
GPZ1100	95-07	ZS86-0144	ZS86-0148
ZEPHYR1100	92-05	ZS86-0144	ZS86-0148
ZEPHYR1100RS	96-02	ZS86-0144	ZS86-0148
ZR1100	92-95	ZS86-0144	ZS86-0148
ZRX1100	99-00	ZS86-0144	ZS86-0148
ZX-11	92-01	ZS86-0144	ZS86-0148
ZRX1200DAEG	09-16	ZS86-0144	ZS86-0148
ZRX1200R	01-05	ZS86-0144	ZS86-0148
ZRX1200S	01-04	ZS86-0144	ZS86-0148
ZX-12R	00-05	ZS86-0144	ZS86-0148
ZZR1200	02-05	ZS86-0144	ZS86-0148
ZX-14	06-11	ZS86-0144	ZS86-0148
ZX-14R	12-17	ZS86-0414	ZS86-0418
ZZR1400	06-11	ZS86-0414	ZS86-0418

Rear	Year	Gold	Ti-color
HORNET250	96-06	ZS86-0414	ZS86-0418
VTR/VTR-F	98-15	ZS86-0414	ZS86-0418
400X	13-18	-	ZS86-0118
CB400F	89-90	-	ZS86-0118
	13-16	-	ZS86-0118
CB400SF	92-19	ZS86-0414	ZS86-0418
CBR400R	13-18	-	ZS86-0118
CB500X	13-18	-	ZS86-0118
CB500F	13-18	-	ZS86-0118
CBR500R	13-18	-	ZS86-0118
CB600F	04-06	ZS86-0414	ZS86-0418
CBR600F	91-06	ZS86-0414	ZS86-0418
CBR600RR	03-19	-	ZS86-0118
CB650F	14-18	-	ZS86-0118
CBR650F	14-18	-	ZS86-0118
CB650R	19	-	ZS86-0118
NC700X/S	12-17	-	ZS86-0118
NT700V	10-11	ZS86-0414	ZS86-0418
CB750	04-08	ZS86-0414	ZS86-0418
NC750X/S	14-19	-	ZS86-0118
VFR800	98-09	ZS86-0414	ZS86-0418
VFR800F	14-15	-	ZS86-0118
CB900R	95-03	ZS86-0414	ZS86-0418
CB1000	94-95	-	ZS86-0118
CB1000R	11-17	ZS86-0414	ZS86-0418
CBR1000F	93-96	ZS86-0414	ZS86-0418
CBR1000RR	04-07	-	ZS86-0118
CRF1000L	08-19	ZS86-0424	ZS86-0428
	16-19	-	ZS86-0118
RVT1000R	00-06	ZS86-0414	ZS86-0418
CB1100	10-19	ZS86-0414	ZS86-0418
CBR1100XX	97-03	ZS86-0414	ZS86-0418
ST1100	95-03	ZS86-0414	ZS86-0418
VFR1200X	14	ZS86-0414	ZS86-0418
CB1300SF	98-19	ZS86-0414	ZS86-0418
ST1300	03-13	ZS86-0414	ZS86-0418
X-4	97-03	ZS86-0414	ZS86-0418
GSR250	12-17	-	ZS86-0118
GSR250S	14-15	-	ZS86-0118
GW250	12-17	-	ZS86-0118
INAZUMA250	12-15	-	ZS86-0118
GSX250R	17-19	-	ZS86-0118
V-STROM250	17	ZS86-0424	ZS86-0428
BANDIT400	91-93	ZS86-0154	ZS86-0158
GLADIUS400	10-13	ZS86-0154	ZS86-0158
GSR400	06-13	ZS86-0154	ZS86-0158
GSX-R600	97-19	ZS86-0414	ZS86-0418
GSX-R600W	92-93	ZS86-0414	ZS86-0418
GS650F	08-09	ZS86-0154	ZS86-0158
SV650	99-09	ZS86-0154	ZS86-0158
SV650S	99-09	ZS86-0154	ZS86-0158
V-STROM650/XT	04-19	ZS86-0154	ZS86-0158
GLADIUS650	09	ZS86-0154	ZS86-0158
GSR750	13-15	ZS86-0154	ZS86-0158
GSX-R750	93-19	ZS86-0414	ZS86-0418
GSX750F	89-06	ZS86-0154	ZS86-0158
GSX-S750	17-19	ZS86-0154	ZS86-0158
GSX-R1000	01-18	ZS86-0414	ZS86-0418
SV1000	03-05	ZS86-0154	ZS86-0158
SV1000S	03-07	ZS86-0414	ZS86-0418
TL1000R	98-03	ZS86-0414	ZS86-0418
TL1000S	97-01	ZS86-0414	ZS86-0418
V-STROM1000/XT	02-19	ZS86-0154	ZS86-0158
GSX-R1100	91-92	ZS86-0154	ZS86-0158
GSX-R1100W	93-98	ZS86-0154	ZS86-0158
BANDIT1200	97-05	ZS86-0154	ZS86-0158
BANDIT1250/S	07-15	ZS86-0154	ZS86-0158
GSX1250F	11	ZS86-0154	ZS86-0158
GSX1300R HAYABUSA	99-19	ZS86-0154	ZS86-0158

Rear	Year	Gold	Ti-color
MT-25	16-19	ZS86-0424	ZS86-0428
MT-03	16-19	ZS86-0424	ZS86-0428
YZF-R25	15-20	ZS86-0424	ZS86-0428
YZF-R3	15-19	ZS86-0424	ZS86-0428
MT-07	14-19	ZS86-0424	ZS86-0428
XSR700	17-19	ZS86-0424	ZS86-0428
XSR900	16-19	ZS86-0424	ZS86-0428
MT-09/TRACER	14-19	ZS86-0424	ZS86-0428
TRACER900	18-19	ZS86-0424	ZS86-0428
YZF-R6	01-19	ZS86-0424	ZS86-0428
MT10	18-19	ZS86-0424	ZS86-0428
YZF-R1	09-14	ZS86-0424	ZS86-0428
FJR1300	06-15	ZS86-0414	ZS86-0418
XTZ1200ZE	15-17	ZS86-0424	ZS86-0428
NINJA 250	13-20	ZS86-0424	ZS86-0428
NINJA 250R	92-12	ZS86-0414	ZS86-0418
NINJA 250SL	15-16	ZS86-0424	ZS86-0428
Z250	13-17	ZS86-0424	ZS86-0428
Z250SL	16-17	ZS86-0424	ZS86-0428
VERSYS-X 250	17-19	ZS86-0424	



Gold

Ti-color

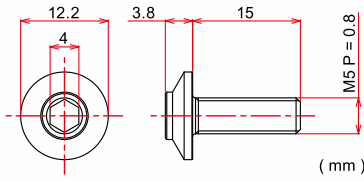
ZETA
SWING ARM SPOOL

- CNC machined aluminum swing arm spool.
- Can be used with most street racing stands available on the market.
- Available in M6, M8 and M10 bolt sizes to fit most Japanese street bikes.
- Available in titanium and gold colors.
- Comes in pairs.

SWING ARM SPOOL		Gold	Ti-Color
M8	HONDA/SUZUKI	ZS93-1104	ZS93-1108
M10	KAWASAKI	ZS93-1204	-
M6	YAMAHA	ZS93-1404	ZS93-1408



YZF-R25



Red

Black

ZETA
SCREEN BOLT KIT

- High strength aluminum alloy and anodized finish.
- Easily reduce weight, and dress-up by simply replacing the stock bolt.
- Two colors options, black and red, easy to match to any models.

Part #		pcs
Black	Red	
ZS88-1040	ZS88-1042	4
ZS88-1060	ZS88-1062	6

Westby Racing
Mathew Scholtz





Flex-1

DRC MOTOLED FLEX TAIL LIGHT Flex-1

- Flex fit shell and body with 16 high quality chip LEDs.
- Even fits curved surfaces.
- Tail light and stop light in this compact-sized product.
- High impact, water and shock resistant.
- Includes aluminum bolts and nuts.
- Plug type terminals are included for installation.
- Works on 12 V AC / DC.

Part #	Dimensions
D45-29-310	L 109mm x W 19mm x H 9mm (Drawing P143)



Flex-3

DRC MOTOLED FLEX TAIL LIGHT Flex-3

- Universal LED tail light.
- 12 pcs oval LEDs.
- Tail light and stop light in this compact-sized product.
- Reduced electric power consumption
- Works on 12 V AC / DC.

Part #	Dimensions
D45-29-316	L 109mm x W 19mm x H 19mm (Drawing P143)



DRC MOTOLED PHANTOM TAIL LIGHT

- High intensity LED light for the rear fender.
- Tail light base is made of flex rubber. Enables a great fit on all shapes of rear fenders with M 5 bolts.
- 8 high-intensity LEDs are used.
- Tail light and stop light in this compact- sized product.
- Plug type terminals are included for installation.
- Works on 12 V AC / DC.

Part #	Color	Dimensions
D45-29-307	Red	Drawing P143

Replacement lens

Part #	Color
D45-29-387	Red



DRC MOTOLED 586 LED FLASHER

- Installs on the fender with screws for secure installation.
- Rubber mount base fits even curved surfaces.
- Terminals and bolts are included for installation.
- Comes in pairs. Works on 12 V AC / DC.
- Dimensions : Drawing P144

Part #	Color	Replacement Lens
D45-58-617	Orange	D45-58-687
D45-58-618	Smoke	D45-58-688



DRC MOTOLED 601 LED FLASHER

- Triangular style flasher.
- Terminals and nuts are included for installation.
- Comes in pairs. Works on 12 V AC / DC.
- Dimensions : Drawing P144

Part #	Color	Replacement Lens
D45-60-107	Orange	D45-60-187
D45-60-108	Smoke	D45-60-188



DRC MOTOLED 602 LED FLASHER

- Flexible flasher stays to prevent breakage upon impact.
- Lens colors available: orange, smoke and clear.
- Terminals and nuts are included for installation.
- Comes in pairs. Works on 12 V AC / DC.
- Dimensions : Drawing P144

Part #	Color	Replacement Lens
D45-60-207	Orange	D45-60-287
D45-60-208	Smoke	D45-60-288
D45-60-209	Clear	D45-60-289



DRC FLASHER HOLDER PLATE

- Flasher mount adapter for Yamaha and Kawasaki OEM flasher mounting bracket.
- Use OE brackets with the plates to mount DRC LED flashers.
- Flasher attachment hole diameter : 8 mm
- Available in titanium, blue and black anodized colors.
- 2 set.



	Bike	Year	Black	Blue	Ti-color	
H O N D A	CRF250L/M/RALLY	17-20	D45-59-923	-	-	
	CTX700/D/N	12-18	D45-59-923	-	-	
	GROM125	14-20	D45-59-923	-	-	
	NC700X	14-17	D45-59-923	-	-	
	NC750X	18-19	D45-59-923	-	-	
	CBR1000RR	06-16	D45-59-923	-	-	
	CBR600RR	05-18	D45-59-923	-	-	
	CRF1000L	16-17	D45-59-923	-	-	
	CRF1000L (JAPAN)	16-19	D45-59-923	-	-	
	CRF1100L AFRICA TWIN/DCT	20	D45-59-923	-	-	
	CRF1100L AFRICA TWIN	20	D45-59-923	-	-	
	ADV SPORTS ES/DCT			-	-	
	RC213V-S	16	D45-59-923	-	-	
	CBR500F/X/R	13-18	D45-59-923	-	-	
	Y A M A H A	YZF-R25/3	15-18	D45-59-953	D45-59-952	D45-59-950
		YZF-R6	06-16	D45-59-953	D45-59-952	D45-59-950
		YZF-R1	02-14	D45-59-953	D45-59-952	D45-59-950
		MT-07	14-17	D45-59-953	D45-59-952	D45-59-950
MT-09		14-18	D45-59-953	D45-59-952	D45-59-950	
MT-01		05-09	D45-59-953	D45-59-952	D45-59-950	
FZ6/FAZER		04-17	D45-59-953	D45-59-952	D45-59-950	
FZ8/FAZER		11-16	D45-59-953	D45-59-952	D45-59-950	
FZ1/FAZER		08-14	D45-59-953	D45-59-952	D45-59-950	
XJ6N/F/S		09-16	D45-59-953	D45-59-952	D45-59-950	
TDM900		02-10	D45-59-953	D45-59-952	D45-59-950	
V-MAX		09-17	D45-59-953	D45-59-952	D45-59-950	
K A W A S A K I	WR250R/X	07-17	D45-59-953	D45-59-952	D45-59-950	
	XSR700	18	D45-59-953	D45-59-952	D45-59-950	
	XSR900	16-18	D45-59-953	D45-59-952	D45-59-950	
	KSR110	13	D45-59-953	D45-59-952	D45-59-950	
	KLX125/D-TRACKER125	10-16	D45-59-953	D45-59-952	D45-59-950	
	KLX150	09-13	D45-59-953	D45-59-952	D45-59-950	
	KLX230	20	D45-59-933	-	-	
	KLX250	08-20	D45-59-953	D45-59-952	D45-59-950	
	D-TRACKER X	08-16	D45-59-953	D45-59-952	D45-59-950	
	NINJA250/R	08-12	D45-59-953	D45-59-952	D45-59-950	
	NINJA1000	11-19	D45-59-933	-	-	
	NINJA650/R	06-17	D45-59-933	-	-	
S U Z U K I	NINJA400	18	D45-59-933	-	-	
	NINJA250/300	13-18	D45-59-933	-	-	
	H2	15-17	D45-59-933	-	-	
	ZX-10R/RR	05-17	D45-59-933	-	-	
	ZX-6R	05-17	D45-59-933	-	-	
	VERSYS1000	15-18	D45-59-933	-	-	
	VERSYS650	07-18	D45-59-933	-	-	
	VERSYS-X250/300	17-18	D45-59-933	-	-	
	Z1000	07-18	D45-59-933	-	-	
	Z125 PRO	17-18	D45-59-933	-	-	
	Z250SL	14	D45-59-933	-	-	
	Z650	17	D45-59-933	-	-	
Z750	05-06	D45-59-933	-	-		
Z800	16	D45-59-933	-	-		
Z900	17	D45-59-933	-	-		
Z900RS	18-19	D45-59-933	-	-		
ER-6N	09-10	D45-59-933	-	-		
KLR650	08-17	D45-59-933	-	-		
VULCAN S	15-17	D45-59-933	-	-		



CRF1100L AFRICA TWIN ADV SPORTS

DRC
FENDER ELIMINATOR KIT

- Fender eliminator kit makes rear fender compact and cool looking.
- Designed to mount OE flasher and license plate light.
- Made of durable steel with black paint finish.
- Comes with license plate holding bolts, washers and nuts.

Bike	Year	Part #
HONDA		
CRF1100L/DCT	20	D45-10-010
CRF1100L ADV SPORT/DCT/ES	20	D45-10-010
YAMAHA		
MT-09/FZ-09	14-16	D45-10-350
KAWASAKI		
VERSYS-X 250	17-20	D45-10-120



VERSYS-X 250



D45-10-120



MT-09



D45-10-350



TITAN

BOLT&NUT SERIES

- High quality light weight titanium bolts, nuts, washers and pivot pins available from ZETA.
- Brake disc bolt kit and sprocket kit available for specific models.
- Made of hot forged Ti-6AL-4V for a durable and extremely light weight product.
- High precision CNC machined bolt and nut head, head size is one size smaller than industrial standard for reduced weight.

Hot forging, CNC machining, thread rolling

ZETA titanium product is designed to be light weight with no decoration. Titanium products are not only machined but also hot forged to provide more tensile strength than material strength. Bolt and nut are designed with a smaller CNC machined head for a lighter design.

Titanium type and strength difference between other material.

Pure Titanium	Lower price than other titanium alloy, great corrosion resistance, but less strength.
Alfa alloy	Great creep resistance and welding work, but bad workability.
Beta alloy	Most durable titanium alloy, easy workability, but high production cost.
Alfa beta alloy	Great durability, ductility, toughness and workability. Zeta Titanium product is made of this material, Ti-6AL-4V.

Ti-6AL-4V

ZETA titanium products are made of Ti-6AL-4V. This chemical notation means this titanium includes 6% aluminum (AL) and 4% vanadium (V). This material is light weight and durable. It is used in aircraft and space industries, nuclear industry, industrial turbine, race car and motorcycle etc.

Titanium Name	Alloy name	Tensile strength
Pure titanium	JIS Grade 1	275-412N / mm ²
Pure titanium	JIS Grade 2	343-510N / mm ²
Pure titanium	JIS Grade 3	481-618N / mm ²
Alfa alloy	Ti-5AL-2.5Sn	850N / mm ²
Alfa-beta alloy	Ti-6AL-4V	900N / mm²
Beta alloy	Ti-15Mo-5Zr-3Al	1470N / mm ²

Other alloy	Alloy name	Tensile strength
Duralumin	2017-T4	425N / mm ²
Super duralumin	2024-T361	495N / mm ²
Extra super duralumin	7075-T6	481-618N / mm ²
Steel	SS400	400N / mm ²
Carbon steel	S45C	570N / mm ²
Chromium molybdenum steel	SCM435	930N / mm ²

RACING FLANGE BOLT

Part #	d	S	Dc	K	b	L
ZT03-0610	M6 P=1.0	8	11	5.3	8	10
ZT03-0616	M6 P=1.0	8	11	5.3	14	16
ZT03-0620	M6 P=1.0	8	11	5.3	18	20
ZT03-0625	M6 P=1.0	8	11	5.3	18	25
ZT03-0630	M6 P=1.0	8	11	5.3	18	30
ZT03-0635	M6 P=1.0	8	11	5.3	18	35
ZT03-0640	M6 P=1.0	8	11	5.3	18	40
ZT03-0645	M6 P=1.0	8	11	5.3	18	45
ZT03-0650	M6 P=1.0	8	11	5.3	18	50
ZT03-0655	M6 P=1.0	8	11	5.3	18	55
ZT03-0660	M6 P=1.0	8	11	5.3	18	60
ZT03-0665	M6 P=1.0	8	11	5.3	18	65
ZT03-0670	M6 P=1.0	8	11	5.3	18	70
ZT03-0675	M6 P=1.0	8	11	5.3	18	75
ZT03-0680	M6 P=1.0	8	11	5.3	18	80
ZT03-0685	M6 P=1.0	8	11	5.3	18	85
ZT03-0690	M6 P=1.0	8	11	5.3	18	90
ZT03-0695	M6 P=1.0	8	11	5.3	18	95
ZT03-06A0	M6 P=1.0	8	11	5.3	18	100
ZT03-0816	M8 P=1.25	10	14	6.8	14	16
ZT03-0820	M8 P=1.25	10	14	6.8	18	20
ZT03-0825	M8 P=1.25	10	14	6.8	22	25
ZT03-0830	M8 P=1.25	10	14	6.8	22	30
ZT03-0835	M8 P=1.25	10	14	6.8	22	35
ZT03-0840	M8 P=1.25	10	14	6.8	22	40
ZT03-0845	M8 P=1.25	10	14	6.8	22	45
ZT03-0850	M8 P=1.25	10	14	6.8	22	50
ZT03-0855	M8 P=1.25	10	14	6.8	22	55
ZT03-0860	M8 P=1.25	10	14	6.8	22	60
ZT03-1025	M10 P=1.25	12	17	8.2	23	25
ZT03-1030	M10 P=1.25	12	17	8.2	26	30
ZT03-1035	M10 P=1.25	12	17	8.2	26	35
ZT03-1040	M10 P=1.25	12	17	8.2	26	40
ZT04-0720 *	M7 P=1.0	10	14	6.8	18	20
ZT04-0816 *	M8 P=1.25	10	14	6.8	14	16
ZT04-0820 *	M8 P=1.25	10	14	6.8	18	20
ZT04-0825 *	M8 P=1.25	10	14	6.8	22	25
ZT04-0830 *	M8 P=1.25	10	14	6.8	22	30
ZT04-0835 *	M8 P=1.25	10	14	6.8	22	35
ZT04-0840 *	M8 P=1.25	10	14	6.8	22	40
ZT04-0845 *	M8 P=1.25	10	14	6.8	22	45
ZT04-0850 *	M8 P=1.25	10	14	6.8	22	50
ZT04-0855 *	M8 P=1.25	10	14	6.8	22	55
ZT04-1020 *	M10 P=1.25	12	17	8.2	18	20
ZT04-1025 *	M10 P=1.25	12	17	8.2	23	25
ZT04-1030 *	M10 P=1.25	12	17	8.2	26	30
ZT04-1035 *	M10 P=1.25	12	17	8.2	26	35
ZT04-1040 *	M10 P=1.25	12	17	8.2	26	40
ZT04-1045 *	M10 P=1.25	12	17	8.2	26	45
ZT04-1050 *	M10 P=1.25	12	17	8.2	26	50
ZT04-1055 *	M10 P=1.25	12	17	8.2	26	55
ZT04-1060 *	M10 P=1.25	12	17	8.2	26	60
ZT04-1065 *	M10 P=1.25	12	17	8.2	26	65
ZT04-1070 *	M10 P=1.25	12	17	8.2	26	70
ZT04-1075 *	M10 P=1.25	12	17	8.2	26	75
ZT04-1120 *	M10 P=1.5	12	17	8.2	18	20
ZT04-1125 *	M10 P=1.5	12	17	8.2	23	25
ZT04-1130 *	M10 P=1.5	12	17	8.2	26	30
ZT04-1135 *	M10 P=1.5	12	17	8.2	26	35

*Includes safety wire holes.



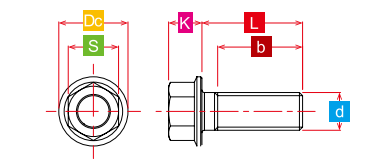
RACING FLANGE BOLT
M10 P=1.25 L 20 mm - 75 mm
* Includes safety wire holes.



RACING FLANGE BOLT
M6 P=1.0 L 85 mm - 100 mm

RACING FLANGE BOLT
M6 P=1.0 L 10 mm - 80 mm

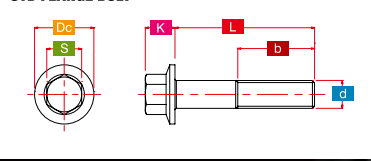
RACING FLANGE BOLT



ZETA RACING FLANGE BOLT

- One size smaller bolt head design for light weight.
- Motorcycle use.
- Comes with wire holes for bolts larger than M7 sizes.
- Sold in single pieces.

STD FLANGE BOLT



ZETA STD FLANGE BOLT

Part No.	d	S	Dc	K	b	L
ZT01-0835	M8 P=1.25	10	17	8.5	22	35
ZT01-0840	M8 P=1.25	10	17	8.5	22	40
ZT01-0845	M8 P=1.25	10	17	8.5	22	45
ZT01-0850	M8 P=1.25	10	17	8.5	22	50

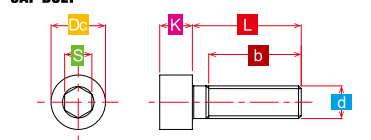
ZETA STD FLANGE BOLT

- Standard size flange bolt.
- Sold in single pieces.

CAP BOLT

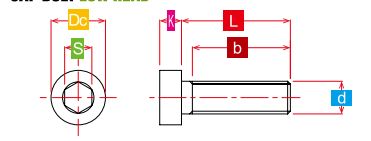
Part #	d	S	Dc	K	b	L
STRAIGHT						
ZT07-0610	M6 P=1.0	5	10	6	8	10
ZT07-0616	M6 P=1.0	5	10	6	14	16
ZT07-0620	M6 P=1.0	5	10	6	18	20
ZT07-0625	M6 P=1.0	5	10	6	23	25
ZT07-0630	M6 P=1.0	5	10	6	24	30
ZT07-0635	M6 P=1.0	5	10	6	24	35
ZT07-0640	M6 P=1.0	5	10	6	24	40
ZT07-0645	M6 P=1.0	5	10	6	24	45
ZT07-0816	M8 P=1.25	6	13	8	14	16
ZT07-0820	M8 P=1.25	6	13	8	18	20
ZT07-0825	M8 P=1.25	6	13	8	23	25
ZT07-0830	M8 P=1.25	6	13	8	28	30
ZT07-0835	M8 P=1.25	6	13	8	28	35
ZT07-0840	M8 P=1.25	6	13	8	28	40
ZT07-0845	M8 P=1.25	6	13	8	28	45
ZT07-0850	M8 P=1.25	6	13	8	28	50
ZT07-0855	M8 P=1.25	6	13	8	28	55
ZT07-1020	M10 P=1.25	8	16	10	18	20
ZT07-1025	M10 P=1.25	8	16	10	23	25
ZT07-1030	M10 P=1.25	8	16	10	28	30
ZT07-1035	M10 P=1.25	8	16	10	32	35
ZT07-1040	M10 P=1.25	8	16	10	32	40
ZT07-1045	M10 P=1.25	8	16	10	32	45
ZT07-1120	M10 P=1.5	8	16	10	18	20
ZT07-1125	M10 P=1.5	8	16	10	23	25
ZT07-1130	M10 P=1.5	8	16	10	28	30
LOW HEAD						
ZT07-2512	M5 P=0.8	4	8.5	3.5	10	12
ZT07-2516	M5 P=0.8	4	8.5	3.5	14	16
ZT07-2520	M5 P=0.8	4	8.5	3.5	16	20
ZT07-2525	M5 P=0.8	4	8.5	3.5	16	25
ZT07-2530	M5 P=0.8	4	8.5	3.5	16	30
ZT07-2535	M5 P=0.8	4	8.5	3.5	16	35
ZT07-2612	M6 P=1.0	5	10	4	10	12
ZT07-2616	M6 P=1.0	5	10	4	14	16
ZT07-2620	M6 P=1.0	5	10	4	18	20
ZT07-2625	M6 P=1.0	5	10	4	18	25
ZT07-2630	M6 P=1.0	5	10	4	18	30
ZT07-2635	M6 P=1.0	5	10	4	18	35
ZT07-2820	M8 P=1.25	6	13	5	18	20
ZT07-2825	M8 P=1.25	6	13	5	22	25
ZT07-2830	M8 P=1.25	6	13	5	22	30
ZT07-2835	M8 P=1.25	6	13	5	22	35
ZT07-2840	M8 P=1.25	6	13	5	22	40
EXTRA LOW HEAD						
ZT07-3612	M6 P=1.0	3	10	1.5	10	12
ZT07-3616	M6 P=1.0	3	10	1.5	14	16
ZT07-3620	M6 P=1.0	3	10	1.5	18	20
ZT07-3816	M8 P=1.25	4	13	1.5	14	16
ZT07-3820	M8 P=1.25	4	13	1.5	18	20
TAPER						
ZT08-0512	M5 P=0.8	4	8.5	5	10	12
ZT08-0516	M5 P=0.8	4	8.5	5	14	16
ZT08-0520	M5 P=0.8	4	8.5	5	18	20
ZT08-0525	M5 P=0.8	4	8.5	5	22	25
ZT08-0530	M5 P=0.8	4	8.5	5	22	30
ZT08-0535	M5 P=0.8	4	8.5	5	22	35
ZT08-0612	M6 P=1.0	5	10	6	10	12
ZT08-0616	M6 P=1.0	5	10	6	14	16
ZT08-0620	M6 P=1.0	5	10	6	18	20
ZT08-0625	M6 P=1.0	5	10	6	23	25
ZT08-0630	M6 P=1.0	5	10	6	24	30
ZT08-0635	M6 P=1.0	5	10	6	24	35
ZT08-0820	M8 P=1.25	6	13	8	18	20
ZT08-0825	M8 P=1.25	6	13	8	23	25
ZT08-0830	M8 P=1.25	6	13	8	28	30
ZT08-0835	M8 P=1.25	6	13	8	28	35
ZT08-0840	M8 P=1.25	6	13	8	28	40

CAP BOLT



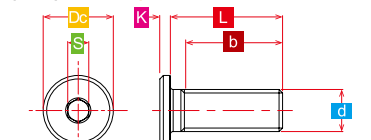
CAP BOLT
M6 P=1.0 L 10 mm - 45 mm

CAP BOLT LOW HEAD



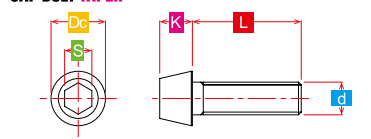
CAP BOLT LOW HEAD
M8 P=1.25 L 20 mm - 40 mm

CAP BOLT EXTRA LOW HEAD



CAP BOLT EXTRA LOW HEAD
M6 L 12 mm - 20 mm

CAP BOLT TAPER



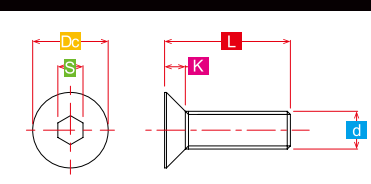
CAP BOLT TAPER
M5 P=0.8 L 12 mm - 30 mm

ZETA CAP BOLT

- Cap bolt available in straight and tapered types.
- Bolt head is forged, CNC finish.
- Sold in single pieces.

FLAT HEAD BOLT

Part #	d	S	Dc	K	L
ZT09-6121	M6 P=1.0	4	12	3.3	12
ZT09-6161	M6 P=1.0	4	12	3.3	16
ZT09-6201	M6 P=1.0	4	12	3.3	20



ZETA FLAT HEAD BOLT

- Countersunk bolt.
- 1 pc.



OFF ROAD TITANIUM BOLT KIT Application



Handbar Clamp



Upper-Stem Fork Clamp



Under-Stem Fork Clamp



Caliper Mount Bolt Kit



Front Axle Pinch Bolt



Bike	Year	Handle Bar Clamp Bolt	Upper Stem Fork Cramp	Under Stem Fork Clamp	Front Axle Pinch Bolt	Caliper Mount Bolt Kit
HONDA						
CR85R/RII	03-07	ZT83-2304	ZT83-2352	ZT83-2404	-	ZT83-2302
CR125R	02-07	ZT83-2354	ZT83-2454	ZT83-2454	ZT83-2404	ZT83-2402
CR250R	02-07	ZT83-2354	ZT83-2454	ZT83-2454	ZT83-2404	ZT83-2402
CRF150R/II	07-21	ZT83-2304	ZT83-2352	ZT83-2404	-	ZT83-2302
CRF250R	04-17	ZT83-2354	ZT83-2454	ZT83-2454	ZT83-2404	ZT83-2402
	18-21	ZT83-2354	ZT83-2454	ZT83-2454	ZT83-2404	ZT83-2402
CRF450R	02-16	ZT83-2354	ZT83-2454	ZT83-2454	ZT83-2404	ZT83-2402
	17-21	ZT83-2354	ZT83-2454	ZT83-2404	ZT83-2404	ZT83-2402
CRF250RX	19-21	ZT83-2354	ZT83-2454	ZT83-2404	ZT83-2404	ZT83-2402
CRF450RX	17-20	ZT83-2354	ZT83-2454	ZT83-2404	ZT83-2404	ZT83-2402
CRF450L	19-20	ZT83-2354	ZT83-2504	ZT83-2404	ZT83-2404	ZT83-2402
CRF450RL	21	ZT83-2354	ZT83-2504	ZT83-2404	ZT83-2404	ZT83-2402
CRF250X	04-17	ZT83-2354	ZT83-2454	ZT83-2454	ZT83-2404	ZT83-2402
	05-17	ZT83-2354	ZT83-2454	ZT83-2454	ZT83-2404	ZT83-2402
CRF450X	19-21	ZT83-2354	ZT83-2454	ZT83-2404	ZT83-2404	ZT83-2402
CRF250F	19-21	ZT83-2354	ZT83-2454	ZT83-2354	-	-
CRF250L/M/RALLY	12-20	ZT83-2354	ZT83-2454	ZT83-2454	ZT83-2402	ZT83-2302
CRM250R/AR	94-98	ZT83-2354	ZT83-2454	ZT83-2404	ZT83-2404	ZT83-2402
XR230/MOTARD	05-13	ZT83-2354	ZT83-2454	ZT83-2354	-	ZT83-2402
XR250/MOTARD	03-07	ZT83-2354	ZT83-2504	ZT83-2404	ZT83-2402	ZT83-2402
YAMAHA						
YZ65	18-21	ZT83-2354	ZT83-2402	ZT83-2404	-	ZT83-2352
	02-14	ZT83-2304	ZT83-2352	ZT83-2404	-	ZT83-2352
YZ85/LW	15-18	ZT83-2304	ZT83-2402	ZT83-2404	-	ZT83-2352
	19-21	ZT83-2354	ZT83-2402	ZT83-2404	-	ZT83-2352
	95-06	ZT83-2354	ZT83-2404	ZT83-2404	ZT83-2404	ZT83-2352
	07	ZT83-2404	ZT83-2404	ZT83-2404	ZT83-2404	ZT83-2352
YZ125	08-14	ZT83-2404	ZT83-2404	ZT83-2404	ZT83-2354	ZT83-2352
	15-21	ZT83-2404	ZT83-2404	ZT83-2354	ZT83-2354	ZT83-2352
	95-06	ZT83-2354	ZT83-2404	ZT83-2404	ZT83-2404	ZT83-2352
	07	ZT83-2404	ZT83-2404	ZT83-2404	ZT83-2404	ZT83-2352
YZ250	08-14	ZT83-2404	ZT83-2404	ZT83-2404	ZT83-2354	ZT83-2352
	15-21	ZT83-2404	ZT83-2404	ZT83-2354	ZT83-2354	ZT83-2352
	01-05	ZT83-2354	ZT83-2404	ZT83-2404	ZT83-2404	ZT83-2352
YZ250F	06	ZT83-2354	ZT83-2354	ZT83-2404	ZT83-2404	ZT83-2352
	07-20	ZT83-2354	ZT83-2354	ZT83-2354	ZT83-2354	ZT83-2352
	21	-	ZT83-2354	ZT83-2354	ZT83-2354	ZT83-2352
YZ400F	98-99	ZT83-2354	ZT83-2404	ZT83-2404	ZT83-2404	ZT83-2352
YZ426F	00-02	ZT83-2354	ZT83-2404	ZT83-2404	ZT83-2404	ZT83-2352
	03-05	ZT83-2354	ZT83-2404	ZT83-2404	ZT83-2404	ZT83-2352
	06	ZT83-2354	ZT83-2354	ZT83-2404	ZT83-2404	ZT83-2352
	07	ZT83-2354	ZT83-2354	ZT83-2354	ZT83-2404	ZT83-2352
	08-20	ZT83-2354	ZT83-2354	ZT83-2354	ZT83-2354	ZT83-2352
	21	-	ZT83-2354	ZT83-2354	ZT83-2354	ZT83-2352
YZ125X	17-21	ZT83-2404	ZT83-2404	ZT83-2354	ZT83-2354	ZT83-2352
YZ250X	16-21	ZT83-2404	ZT83-2404	ZT83-2354	ZT83-2354	ZT83-2352
YZ250FX	15-20	ZT83-2354	ZT83-2354	ZT83-2354	ZT83-2354	ZT83-2352
	16-20	ZT83-2354	ZT83-2354	ZT83-2354	ZT83-2354	ZT83-2352
YZ450FX	21	-	ZT83-2354	ZT83-2354	ZT83-2354	ZT83-2352
	01-06	ZT83-2354	ZT83-2404	ZT83-2404	ZT83-2404	ZT83-2352
	07-14	ZT83-2354	ZT83-2354	ZT83-2404	ZT83-2404	ZT83-2352
	15-20	ZT83-2354	ZT83-2354	ZT83-2354	ZT83-2404	ZT83-2352
WR400F	98-00	ZT83-2354	ZT83-2404	ZT83-2404	ZT83-2404	ZT83-2352
WR426F	01-02	ZT83-2354	ZT83-2404	ZT83-2404	ZT83-2404	ZT83-2352
	03-06	ZT83-2354	ZT83-2404	ZT83-2404	ZT83-2404	ZT83-2352
	07-15	ZT83-2354	ZT83-2354	ZT83-2404	ZT83-2404	ZT83-2352
	16-18	ZT83-2354	ZT83-2354	ZT83-2354	ZT83-2404	ZT83-2352
	19-20	ZT83-2354	ZT83-2354	ZT83-2354	-	ZT83-2352
	21	-	ZT83-2354	ZT83-2354	ZT83-2354	ZT83-2352
SEROW250	05-20	ZT87-1304	ZT83-2404	ZT83-2354	-	ZT84-2302
WR250R/X	07-20	ZT83-2354	ZT83-2404	ZT83-2404	ZT83-2404	ZT83-2352
TENERE700	20	ZT87-1304	ZT83-2354	ZT83-2404	-	-
KAWASAKI						
KX85/II	01-13	ZT83-2304	ZT83-2352	ZT83-2404	-	ZT83-2402
	14-21	ZT83-2354	ZT83-2352	ZT83-2404	-	ZT83-2402
KX100	16-21	ZT83-2354	ZT83-2352	ZT83-2404	-	ZT83-2402
KX125	03-05	ZT83-2304	ZT83-2354	ZT83-2404	ZT83-2404	ZT83-2402
	06-08	ZT83-2354	ZT83-2404	ZT83-2404	ZT83-2404	ZT83-2402
	03-04	ZT83-2304	ZT83-2354	ZT83-2404	ZT83-2404	ZT83-2402
KX250	05	ZT83-2304	ZT83-2404	ZT83-2404	ZT83-2404	ZT83-2402
	06-08	ZT83-2354	ZT83-2404	ZT83-2404	ZT83-2404	ZT83-2402
	04-05	ZT83-2304	ZT83-2354	ZT83-2404	ZT83-2404	ZT83-2402
	06-18	ZT83-2354	ZT83-2404	ZT83-2454	ZT83-2404	ZT83-2402
KX250F	19-21	ZT83-2354	ZT83-2404	ZT83-2454	ZT83-2404	ZT83-2402
KX250	06-14	ZT83-2354	ZT83-2404	ZT83-2404	ZT83-2404	ZT83-2402
	15-18	ZT83-2354	ZT83-2404	ZT83-2454	ZT83-2404	ZT83-2402
KX450	19-20	ZT83-2354	ZT83-2404	ZT83-2454	ZT83-2404	ZT83-2402
KX250X	21	ZT83-2354	ZT83-2404	ZT83-2454	ZT83-2404	ZT83-2402
KX450X	21	ZT83-2354	ZT83-2404	ZT83-2454	ZT83-2404	ZT83-2402
D-TRACKER125	10-15	ZT83-2304	ZT83-2352	ZT83-2354	-	ZT84-2402
KLX125	10-16	ZT83-2304	ZT83-2352	ZT84-2352	-	ZT84-2402
KLX150BF	16	ZT83-2304	ZT83-2352	ZT84-2354	-	ZT84-2402
KLX230	20	ZT83-2304	ZT83-2404	ZT83-2404	-	ZT84-2402
KLX230R	20-21	ZT83-2304	ZT83-2404	ZT83-2404	-	ZT84-2402
KLX250, D-TRACKER	98-07	ZT83-2304	ZT83-2404	ZT84-2402	-	ZT83-2402
KLX250, D-TRACKER X	08-16	ZT83-2304	ZT83-2404	ZT84-2402	ZT83-2404	ZT83-2402
KLX300R	20	ZT83-2304	ZT83-2404	-	ZT83-2404	ZT83-2402
SUZUKI						
RM85/L	02-04	ZT83-2354	ZT83-2404	ZT83-2404	-	-
	05-20	ZT83-2354	ZT83-2404	ZT83-2404	-	ZT83-2302
	01	ZT83-2404	ZT83-2404	ZT83-2404	ZT83-2404	ZT83-2402
RM125	02-08	ZT83-2354	ZT83-2404	ZT83-2404	ZT83-2404	ZT83-2402
RM250	01-08	ZT83-2354	ZT83-2404	ZT83-2404	ZT83-2404	ZT83-2402
	04-06	ZT83-2304	ZT83-2354	ZT83-2404	ZT83-2404	ZT83-2402
RMZ250	07-15	ZT83-2354	ZT83-2404	ZT83-2404	ZT83-2404	ZT83-2402
	16-20	ZT83-2354	ZT83-2454	ZT83-2454	ZT83-2404	ZT83-2402
RMZ450	05-20	ZT83-2354	ZT83-2404	ZT83-2404	ZT83-2404	ZT83-2402
DRZ400S	00-19	ZT83-2354	ZT83-2504	ZT83-2454	ZT83-2354	ZT83-2402
	05-06	ZT83-2354	ZT83-2404	ZT83-2404	ZT83-2404	ZT83-2402
DRZ400SM	07-19	ZT83-2404	ZT83-2404	ZT83-2404	ZT83-2404	ZT83-2402

ZETA
OFF ROAD TITANIUM BOLT KIT

- Kit package includes the required number to suit each motorcycle.

OFF ROAD TITANIUM BOLT KIT Part Application

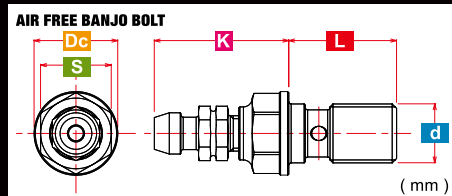
Part #	Type	Size	qty
ZT83-2302	Flange Bolt Set #	M8X30mm	2
ZT83-2304	Flange Bolt Set #	M8X30mm	4
ZT83-2352	Flange Bolt Set #	M8X35mm	2
ZT83-2354	Flange Bolt Set #	M8X35mm	4
ZT83-2402	Flange Bolt Set #	M8X40mm	2
ZT83-2404	Flange Bolt Set #	M8X40mm	4
ZT83-2454	Flange Bolt Set #	M8X45mm	4
ZT83-2504	Flange Bolt Set #	M8X50mm	4
ZT84-2302	Flange Bolt Set #	M10x30mm	2
ZT84-2352	Flange Bolt Set #	M10x35mm	2
ZT84-2402	Flange Bolt Set #	M10x40mm	2
ZT87-1304	Cap Bolt Set	M8X30mm	4

No wiring hole

ZETA AIR FREE BANJO BOLT

- Easy air bleeding with air bleeder at the tip of banjo bolt.
- Especially excellent for calipers and master cylinders without bleeders.
- Two kinds of screw pitch, 1.0 and 1.25, 1.0 fits on Brembo.

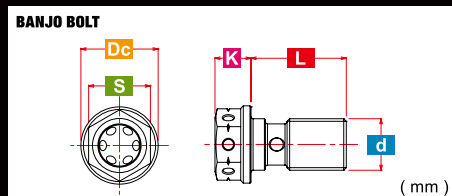
Part #	d	S	Dc	K	L	Brake System	Type
ZT15-1200	M10 P=1.0	12	15	23	20.5	brembo	Z-WHEEL/EARL'S
ZT15-1210	M10 P=1.0	12	15	23	18.5	brembo	GOODRIDGE
ZT15-1220	M10 P=1.25	12	15	23	22.0	NISSIN/TOKICO	UNIVERSAL



ZETA BANJO BOLT

- Titanium brake banjo bolts available for many sizes to fit most brake hoses.
- Light weight design, comes with wiring holes.
- 1.0 thread size banjo bolts for Brembo master cylinders and brake calipers.
- Sold in single piece.

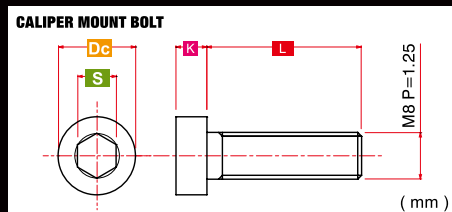
Part #	d	S	Dc	K	L	Brake System	Type
ZT15-1000	M10 P=1.0	12	15	7	20.5	brembo	Z-WHEEL/EARL'S
ZT15-1010	M10 P=1.0	12	15	7	18.5	brembo	GOODRIDGE
ZT15-1020	M10 P=1.25	12	15	7	22.0	NISSIN/TOKICO	UNIVERSAL



ZETA CALIPER BRIDGE BOLT

- Titanium caliper bridge bolt kit.
- Make your caliper weight lighter.
- Highly corrosion resistant, won't rust like steel OE bolts.
- For Brembo 2 piece brake caliper use.
- Comes with 4 bolts.

Part #	d	S	Dc	K	L	qty
ZT07-2835	M8 P=1.25	6	13	5	35	1
ZT37-3064	M8 P=1.25	6	13	5	35	4
ZT07-2840	M8 P=1.25	6	13	5	40	1
ZT37-3084	M8 P=1.25	6	13	5	40	4



ZETA BRAKE ADAPTER

- Titanium straight fitting brake hose adapter.
- Available 1.25 and 1.0 (Brembo) thread sizes.
- Sold in single piece.

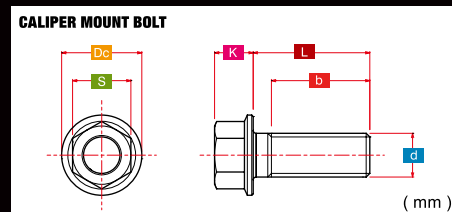
Part #	Size
ZT15-2000	M10 P=1.0
ZT15-2010	M10 P=1.25



ZETA CALIPER MOUNT BOLT

- Light weight titanium caliper mount bolt kit for sport bikes.
- Bolt size is designed compact, to reduce weight.
- Can be used on Brembo brake calipers.
- Wiring holes on the bolt to meet racing regulations.
- Comes with 2 bolts for rear brake calipers. 4 bolts for front radial brake calipers.

Part #	d	S	Dc	K	b	L	qty	Type
ZT33-1072	M7 P=1.0	10	14	6.8	18	20	2	brembo Rear Caliper, Racing
ZT33-1082	M8 P=1.25	10	14	6.8	18	20	2	brembo Rear Caliper, Street
ZT33-1504	M10 P=1.25	12	17	8.2	26	50	4	Radial Mount Caliper
ZT33-1554	M10 P=1.25	12	17	8.2	26	55	4	Radial Mount Caliper
ZT33-1604	M10 P=1.25	12	17	8.2	26	60	4	Radial Mount Caliper
ZT33-1654	M10 P=1.25	12	17	8.2	26	65	4	Radial Mount Caliper
ZT33-1704	M10 P=1.25	12	17	8.2	26	70	4	Radial Mount Caliper
ZT33-1754	M10 P=1.25	12	17	8.2	26	75	4	Radial Mount Caliper




ZETA MASTER CYLINDER BOLT KIT

- The Kit includes clamp bolt, pivot pin, bleeder screw etc. for Brembo master cylinder and RCS master cylinder.
- Compatible with flange and taper cap type.

Part #	Type	Part #	qty	Description
ZT32-1110	Brembo Master Cylinder Flange Bolt Kit	ZT99-9001	1	Flange Bolt M6x19
		ZT03-0620	2	Flange Bolt M6x20
		ZT15-3110	1	Pivot Pin
		ZT15-4100	1	Washer M6
ZT32-1120	Brembo Master Cylinder Taper Cap Bolt Kit	ZT08-0620	3	Bleeder Screw M10 P=1.0
		ZT15-3110	1	Taper Cap Bolt M6x20
		ZT15-4100	1	Pivot Pin
		ZT15-4100	1	Washer M6
ZT32-1210	RCS Master Cylinder Flange Bolt Kit	ZT03-0625	3	Bleeder Screw M10 P=1.0
		ZT21-2061	1	Flange Bolt M6x25
		ZT15-3120	1	Flange Nut Compact M6
		ZT15-4100	1	Pivot Pin
ZT32-1220	RCS Master Cylinder Taper Cap Bolt Kit	ZT08-0625	3	Bleeder Screw M10 P=1.0
		ZT21-2061	1	Taper Cap Bolt M6x25
		ZT15-3120	1	Flange Nut Compact M6
		ZT15-4100	1	Pivot Pin


ZETA PIVOT PIN

- Titanium Pivot pin for Brembo master cylinder.
- Stock pivot pin is made of steel, which easily rusts, wears and can freeze.
- This titanium pivot pin does not rust and provides smooth lever movement.
- Gold anodized finish for an exclusive look.

Part #	Type	Set
ZT15-3110	Brembo Racing	Washer & Snap Pin
ZT15-3110	Brembo Street	Washer & Snap Pin
ZT15-3120	Brembo RCS	-
ZT15-3130	NISSIN	-

ZETA BLEEDER SCREW

- 8 mm and 10 mm wrench size bleeder screw for Brembo master cylinder.
- Easy operation and lighter than stock, 11 mm wrench size bleeder.

Part #	Size	Type
ZT15-4100	M10 P=1.0	Brembo
ZT15-4080	M8 P=1.25	NISSIN, Brembo

ZETA MASTER CYLINDER CLAMP BOLT SET

- Titanium bolt set for Brembo master cylinder clamp.
- Compatible with flange type and tapered cap type.
- Comes with 2 bolts.

Part #	Type
ZT82-1202	Brembo M6x20 Flange Bolt Set
ZT82-1252	RCS M6x25 Flange Bolt Set
ZT88-1202	Brembo M6x20 Taper Bolt Set
ZT88-1252	RCS M6x25 Taper Bolt Set




KTM 250SX LEFT

YZ250FX RIGHT

KX450F LEFT

YZF R1 RIGHT

ZETA CHAIN ADJUSTER BOLT

- By using titanium bolts the unsprung weight is reduced, and compared to stock bolts, strength is increased and visual appeal is enhanced.
- Nut is designed one size smaller, for reduced weight and compactness. And because titanium bolts form a non-conductive coating on the surface, it will not rust.
- M8 is used by the four main Japanese manufacturers of off-road, and also some on-road manufacturers (Axle block bolt adjustment type vehicle).
- M10 is mainly used on KTM off-road models, and Husqvarna.

Part #	d	S	K	L	Description	qty
ZT38-5500	M8 P=1.25	10	5.5	50	Chain Adjuster bolt	1
ZT38-5501	M8 P=1.25	10	5.5	50	Chain Adjuster bolt & Nut	2
ZT38-7500	M10 P=1.25	10	5.5	50	Chain Adjuster bolt	1
ZT38-7501	M10 P=1.25	10	5.5	50	Chain Adjuster bolt & Nut	2

OFF ROAD BIKE Application

Bike	Year	Part #
HONDA		
CR125R/250R	87-07	ZT38-5501
CRF150R	07-21	ZT38-5501
CRF250R	04-21	ZT38-5501
CRF450R	02-21	ZT38-5501
CRF250RX	19-21	ZT38-5501
CRF450RX	17-20	ZT38-5501
CRF450L	19-20	ZT38-5501
CRF450RL	21	ZT38-5501
CRF250X/450X	04-21	ZT38-5501
CRF250L/M/RALLY	12-20	ZT38-5501
CRF1000L AFRICA TWIN	16-19	ZT38-5501
XR650R	00-07	ZT38-5501
YAMAHA		
YZ65	18-21	ZT38-5501
YZ85	19-21	ZT38-5501
YZ125/250	90-21	ZT38-5501
YZ250F	01-21	ZT38-5501
YZ400/426/450F	98-21	ZT38-5501
YZ125X/250X	16-21	ZT38-5501
YZ250FX/450FX	15-21	ZT38-5501
WR250F	01-20	ZT38-5501
WR400/426/450F	98-21	ZT38-5501
WR250R/X	07-20	ZT38-5501
TENERE700	20	ZT38-5501
KAWASAKI		
KX85	01-21	ZT38-5501
KX100	16-21	ZT38-5501
KX125/250	88-98	ZT38-5501
KX125/250	99-03	ZT38-7501
KX250F	04-18	ZT38-5501
KX250	19-21	ZT38-5501
KX450F	06-18	ZT38-5501
KX450	19-21	ZT38-5501
KLX450R	08-15	ZT38-5501
KX250X	21	ZT38-5501
KX450X	21	ZT38-5501
KLX250, D-TRACKER X	08-20	ZT38-5501
SUZUKI		
RM125/250	89-08	ZT38-5501
RMZ250	04-20	ZT38-5501
RMZ450	05-20	ZT38-5501
RMX450Z	10-19	ZT38-5501
DRZ400SM	05-20	ZT38-5501
KTM		
85SX	06-21	ZT38-7501
105-450SX/SX-F	06-21	ZT38-7501
250-530/EXC-F/R	07-21	ZT38-7501
125-690SXS/C, SMC/R, ENDURO/R	06-17	ZT38-7501
990 ADVENTURE	06-12	ZT38-7501
HUSQVARNA		
TC/FC/TX/FX/TE/FE 125-701	14-20	ZT38-7501

ON ROAD BIKE Application

Bike	Year	Part #
HONDA		
CBR250RR	17-20	ZT38-5501
CB650F	17-18	ZT38-5501
CB650R	19-20	ZT38-5501
CBR650F	17-18	ZT38-5501
CBR650R	19-20	ZT38-5501
CBR600RR	09-20	ZT38-5501
CBR1000RR	08-19	ZT38-5501
X-ADV	17	ZT38-5501
YAMAHA		
MT09	14-20	ZT38-5501
MT09TRACER/TRACER900	18-20	ZT38-5501
XSR900	16-20	ZT38-5501
FZ1	06-15	ZT38-5501
FZ10	17	ZT38-5501
MT10	17-20	ZT38-5501
YZF-R6	17-20	ZT38-5501
YZF-R1/M	04-20	ZT38-5501
KAWASAKI		
NINJA400	14-17	ZT38-5501
VERSYS650	07-20	ZT38-5501
VERSYS1000/SE	12-20	ZT38-5501
Z900	18-20	ZT38-5501
Z900RS	18-20	ZT38-5501
Z900RS CAFÉ	18-20	ZT38-5501
ZX-6R	09-20	ZT38-5501
ZX-10R	11-20	ZT38-5501
SUZUKI		
GSX-R600	00-19	ZT38-5501
GSX-R750	00-19	ZT38-5501
GSX-R1000	01-20	ZT38-5501
GSX1300R HAYABUSA	08-19	ZT38-5501
GSX-S1000	17-20	ZT38-5501
GSX-S1000F	17-20	ZT38-5501
V-STROM1000	02-19	ZT38-5501
KTM		
690 DUKE	08-16	ZT38-7501
990 SUPER DUKE	06-13	ZT38-7501
990 SUPERMOTO	08-12	ZT38-7501
1050 ADVENTURE	15-16	ZT38-7501
1190 ADVENTURE	13-16	ZT38-7501
1190 RC8/R	08-12	ZT38-7501
1290 SUPER ADVENTURE	15-16	ZT38-7501

ZETA WASHER

- Made of CNC machined Ti-6AL-4V
- Excellent accuracy, unlike common press machine punched washers.
- Reduce weight by replacing with titanium washers, as well as increasing strength, improved visual appeal.
- Lineup for the high frequency of use M6 , M8 and M10.

Part #	Size	Inner diameter	Outer diameter	Thickness
ZT20-1061	M6	6.4	12	1.6
ZT20-1081	M8	8.4	16	1.6
ZT20-1101	M10	10.4	20	2.1



ZETA
WHEEL NUT SET
for NINJA H2/H2R

- 64 Lightweight, high-strength wheel nut made of titanium.
- 70 g lighter than OEM nut kit.
- Comes with Titanium washer.

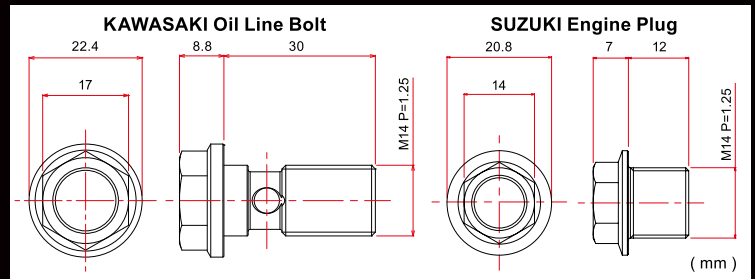
Part #	Size	Kit
ZT39-1315	M12 P=1.25	5 pcs



ZETA
CYLINDER HEAD BOLT

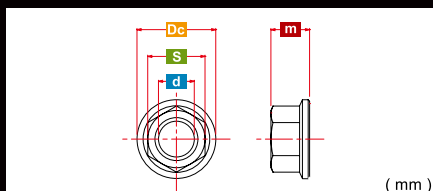
- Side bolt for cylinder head to optimally dress up the engine.
- Oil line bolt for Kawasaki, engine plug for Suzuki oil cooling engine and Katana offered.
- Please use new O-ring and gasket for installation.

Part #	Size	Type
ZT15-5330	M14 P=1.5	KAWASAKI Oil Line Bolt
ZT15-5530	M14x12 P=1.25	SUZUKI Engine Plug



ZETA
EXHAUST NUT

- Titanium exhaust nut does not rust like OEM steel exhaust nuts.
- Flange design, can be tightend with 6 mm wrench or hex wrench.

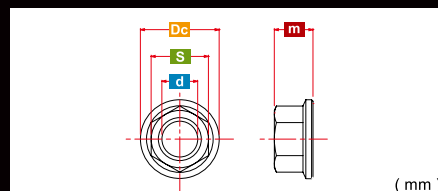


Part #	d	S	Dc	w	m	t	qty
ZT23-1061	M6 P=1.0	10	12	6	16	4	1
ZT36-1068	M6 P=1.0	10	12	6	16	4	8
ZT23-1081	M8 P=1.25	12	14	8	18	4.5	1
ZT36-1088	M8 P=1.25	12	14	8	18	4.5	8



ZETA
FLANGE NUT COMPACT

- Titanium compact head size nut.
- Attained one size smaller head design because of its durable and light weight Ti-6AL-4V material.
- Great to use in high tightening torque and high-temperature situations.
- Sold in single piece.

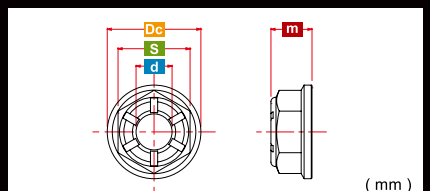


Part #	d	S	Dc	m
ZT21-2051	M5 P=0.8	7	9.5	4.7
ZT21-2061	M6 P=1.0	8	11	5.4
ZT21-2081	M8 P=1.25	10	14	6.8
ZT21-2101	M10 P=1.25	12	17	8.2



ZETA
FLANGE LOCK NUT

- ZETA original locking function. No use locking plate or locking nylon used.
- Original locking function holds secure, but has less damage to the bolt than U lock nut.
- Sold in single piece.



Part #	d	S	Dc	m
ZT21-1051	M5 P=0.8	8	11	4.9
ZT21-1061	M6 P=1.0	10	13	5.7
ZT21-1081	M8 P=1.25	12	16	7.6
ZT21-1101	M10 P=1.25	14	19	9.6
ZT21-1121	M12 P=1.25	17	23	11.6



Bike	Year	Part No.
HONDA		
CR80R/RII	96-02	ZT34-2504N
CR85R/RII	03-07	ZT34-2504N
CR125R	92-07	ZT34-2506N
CR250R	92-07	ZT34-2506N
CRF150R/II	07-21	ZT34-2504N
CRF250R	04-21	ZT34-2506N
CRF450R	02-20	ZT34-2506N
CRF250RX	19-21	ZT34-2506N
CRF450RX	17-20	ZT34-2506N
CRF450L	19-20	ZT34-2506N
CRF450RL	21	ZT34-2506N
CRF250X	04-17	ZT34-2506N
CRF450X	05-21	ZT34-2506N
CRF50F	04-14	ZT34-2504N
CRF70F	04-12	ZT34-2504N
CRF80F	04-12	ZT34-2504N
CRF100F	04-12	ZT34-2504N
CRF125F	14-21	ZT34-2504N
CRF150F	03-11	ZT34-2506N
CRF230F	03-11	ZT34-2506N
CRF250F	19-21	ZT34-2506N
CRM50	94-98	ZT34-2504N
CRM80	94-98	ZT34-2504N
CRM250AR	97-98	ZT34-2506N
TLM220R	90-93	ZT34-2504N
XR50R	00-03	ZT34-2504N
XR70R	97-03	ZT34-2504N
XR80R	85-03	ZT34-2504N
XR100R	90-03	ZT34-2504N
XR250R	96-04	ZT34-2506N
XR400R	96-06	ZT34-2506N
XR650R	00-07	ZT34-2506N
SL230	97-04	ZT34-2506N
XR230	05-13	ZT34-2506N
XR250	95-07	ZT34-2506N
XR250 BAJA	95-04	ZT34-2506N
XR230 MOTARD	08-13	ZT34-2506N
XR250 MOTARD	03-07	ZT34-2506N
YAMAHA		
YZ65	18-21	ZT34-2504N
YZ80/LW	93-01	ZT34-2504N
YZ85/LW	02-21	ZT34-2504N
YZ125	90-21	ZT34-2506N
YZ250	90-21	ZT34-2506N
YZ250F	01-21	ZT34-2506N
YZ400F	98-99	ZT34-2506N
YZ426F	00-02	ZT34-2506N
YZ450F	03-21	ZT34-2506N
YZ125X	17-21	ZT34-2506N
YZ250X	16-21	ZT34-2506N
YZ250FX	15-20	ZT34-2506N
YZ450FX	16-21	ZT34-2506N
WR250F	01-20	ZT34-2506N
WR400F	98-00	ZT34-2506N
WR426F	01-02	ZT34-2506N
WR450F	03-21	ZT34-2506N
WR250R	07-20	ZT34-2706N
WR250X	07-20	ZT34-2706N
SUZUKI		
RM80	94-01	ZT34-2504N
RM85/L	02-19	ZT34-2504N
RM125	90-08	ZT34-2506N
RM250	90-08	ZT34-2506N
RMZ250	07-20	ZT34-2506N
RMZ450	05-20	ZT34-2506N
RMX450Z	10-19	ZT34-2506N
RMX250R	96-98	ZT34-2506N
RMX250S	96-98	ZT34-2506N
RH250	84-88	ZT34-2506N
DRZ125/L	03-09	ZT34-2504N
DRZ400	00-04	ZT34-2506N
DRZ400E	00-17	ZT34-2506N
DRZ400S	00-19	ZT34-2506N
DRZ400SM	05-19	ZT34-2506N
DR250S	90-94	ZT34-2506N
DR350S	90-93	ZT34-2506N
DR650SE	96-00	ZT34-2506N
DR800S	91-96	ZT34-2506N

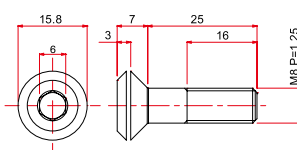
Bike	Year	Part No.
KAWASAKI		
KX125	89-08	ZT34-2506N
KX250	89-08	ZT34-2506N
KX250F	04-18	ZT34-2506N
KX250	19-21	ZT34-2506N
KX450F	06-18	ZT34-2506N
KX450	19-20	ZT34-2506N
KLX450R	08-15	ZT34-2506N
KX250X	21	ZT34-2506N
KX450X	21	ZT34-2506N
KDX125SR	90-99	ZT34-2506N
KDX200SR	90-93	ZT34-2506N
KDX220SR	94-99	ZT34-2506N
KDX250SR	91-94	ZT34-2506N
KDX220R	94-05	ZT34-2506N
KDX250R	91-95	ZT34-2506N
KLX250/D-TRACKER	98-07	ZT34-2506N
KLX250/ D-TRACKER X	08-20	ZT34-2506N
KLX250ES	94-97	ZT34-2506N
KLX250SR	93-97	ZT34-2506N
KLX300R	96-20	ZT34-2506N
KLX650R	93-96	ZT34-2506N
KTM		
85SX	03-21	ZT34-2504N
125SX	01-21	ZT34-2506N
150SX	09-21	ZT34-2506N
250SX	01-21	ZT34-2506N
250SX-F	05-21	ZT34-2506N
350SX-F	11-21	ZT34-2506N
450SX-F	07-21	ZT34-2506N
450SX-R	03-06	ZT34-2506N
125EXC	03-14	ZT34-2506N
200EXC	00-16	ZT34-2506N
250EXC	00-21	ZT34-2506N
300EXC	00-21	ZT34-2506N
250EXC-R	01-06	ZT34-2506N
250EXC-F	07-21	ZT34-2506N
350EXC-F	12-21	ZT34-2506N
400EXC-R	00-05	ZT34-2506N
450EXC-R	03-08	ZT34-2506N
525EXC-R	03-07	ZT34-2506N
400EXC	09-11	ZT34-2506N
450EXC/F	09-21	ZT34-2506N
500EXC/F	12-21	ZT34-2506N
530EXC	09-11	ZT34-2506N
150XC	12-18	ZT34-2506N
300XC-W	12-21	ZT34-2506N
FREERIDE 250R	14-17	ZT34-2504N
FREERIDE 350	12-17	ZT34-2504N
450SMR	05-14	ZT34-2506N
690ENDURO/R	08-14	ZT34-2506N
690SMC/R	08-14	ZT34-2506N

ZETA SPROCKET BOLT & NUT SET

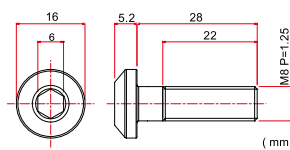
- Titanium sprocket bolt and nut set, lighter than OEM sprocket bolts and nuts.
- Rust and stain resistant due to passive film on titanium material.
- Sprocket bolt set and bolt & nut set available.

Part #	qty	Bolt Type	Description
ZT11-0825	1	COUNTER SUNK	Sprocket Bolt
ZT34-2504N	4	COUNTER SUNK	Sprocket Bolt & Nut
ZT34-2506N	6	COUNTER SUNK	Sprocket Bolt & Nut
ZT11-1828	1	PAN HEAD	Sprocket Bolt
ZT34-2706N	6	PAN HEAD	Sprocket Bolt & Nut

COUNTER SUNK Dimensions
ZT11-0825



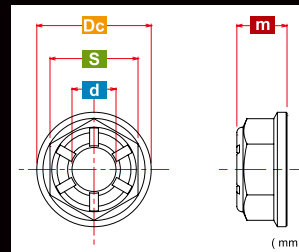
PAN HEAD Dimensions
ZT11-1828




ZETA SPROCKET NUT SET

- Titanium sprocket flange lock nut set.
- One size smaller size nut head for reduced weight.
- Lighter than OEM sprocket nuts,
- Nut sizes available : M8, M10 and M12, comes in 5 pc or 6 pc sets.

Part #	d	S	Dc	m	qty
ZT35-0806	M8 P=1.25	12	16	7.6	6
ZT35-1005	M10 P=1.25	14	19	9.6	5
ZT35-1006	M10 P=1.25	14	19	9.6	6
ZT35-1205	M12 P=1.25	17	23	11.6	5





ZETA
BRAKE DISC BOLT

- Titanium brake disc bolts kit.
- Different bolt head design from OE bolts for better workability.
- Available as a kit for specific models.
- Available for sport bikes and off road bikes applications.

Application OFF ROAD BIKE : P245

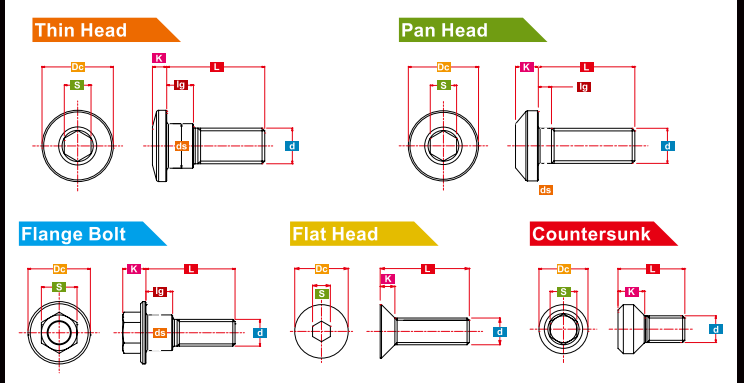
Application ON ROAD BIKE : P246



BRAKE DISC BOLT SIZE

Type	Part #	d	S	Dc	K	ds	lg	L	qty
Thin Head φ8-M6×15	ZT10-3141	M6 P=1.0	5	14	3	8	23	15	1
	ZT31-3144	M6 P=1.0	5	14	3	8	23	15	4
	ZT31-3146	M6 P=1.0	5	14	3	8	23	15	6
Thin Head φ9-M6×14	ZT10-3421	M6 P=1.0	5	13	2.8	9	2.5	14	1
	ZT31-3424	M6 P=1.0	5	13	2.8	9	2.5	14	4
	ZT31-3426	M6 P=1.0	5	13	2.8	9	2.5	14	6
Thin Head φ10-M8×14.5	ZT10-3721	M8 P=1.25	6	14.8	3.2	10	2.5	14.5	1
	ZT31-3724	M8 P=1.25	6	14.8	3.2	10	2.5	14.5	4
	ZT31-3726	M8 P=1.25	6	14.8	3.2	10	2.5	14.5	6
Thin Head φ10-M8×20	ZT10-3741	M8 P=1.25	6	16	3.2	10	4.5	20	1
	ZT31-3743	M8 P=1.25	6	16	3.2	10	4.5	20	3
	ZT31-3744	M8 P=1.25	6	16	3.2	10	4.5	20	4
	ZT31-3745	M8 P=1.25	6	16	3.2	10	4.5	20	5
	ZT31-3746	M8 P=1.25	6	16	3.2	10	4.5	20	6
	ZT10-3761	M8 P=1.25	6	16	3.2	10	6	22	1
Thin Head φ10-M8×22	ZT31-3763	M8 P=1.25	6	16	3.2	10	6	22	3
	ZT31-3764	M8 P=1.25	6	16	3.2	10	6	22	4
	ZT31-3765	M8 P=1.25	6	16	3.2	10	6	22	5
	ZT31-3766	M8 P=1.25	6	16	3.2	10	6	22	6
Thin Head φ10-M8×28	ZT10-3781	M8 P=1.25	6	16	3.2	10	9	28	1
Thin Head φ10-M8×28	ZT31-3785	M8 P=1.25	6	16	3.2	10	9	28	5
	ZT10-1621	M8 P=1.25	6	16	5.2	-	2	16	1
Pan Head φ8-M8×16	ZT31-1626	M8 P=1.25	6	16	5.2	-	2	16	6
Pan Head φ8-M8×22	ZT10-1651	M8 P=1.25	6	16	5.2	-	3	22	1
	ZT31-1655	M8 P=1.25	6	16	5.2	-	3	22	5
Flange Bolt φ6-M6×12.5	ZT31-1656	M8 P=1.25	6	16	5.2	-	3	22	6
	ZT10-0521	M6 P=1.0	8	14	5.3	-	2.5	12.5	1
Flange Bolt φ6-M6×12.5	ZT10-0526	M6 P=1.0	8	14	5.3	-	2.5	12.5	6
	ZT10-0231	M6 P=1.0	8	10.5	5.3	-	2	13	1
Flange Bolt φ6-M6×13	ZT31-0234	M6 P=1.0	8	10.5	5.3	-	2	13	4
	ZT31-0236	M6 P=1.0	8	10.5	5.3	-	2	13	6
Flange Bolt φ6-M6×16	ZT10-0261	M6 P=1.0	8	10.5	5.3	-	2	16	1
	ZT31-0263	M6 P=1.0	8	10.5	5.3	-	2	16	3
	ZT31-0264	M6 P=1.0	8	10.5	5.3	-	2	16	4
	ZT10-0265	M6 P=1.0	8	10.5	5.3	-	2	16	5
Flange Bolt φ6-M6×16	ZT31-0266	M6 P=1.0	8	10.5	5.3	-	2	16	6
	ZT03-0616	M6 P=1.0	8	11	5.3	-	2	16	1
	ZT31-5706	M6 P=1.0	8	11	5.3	-	2	16	6
Flange Bolt φ6-M6×17	ZT10-0551	M6 P=1.0	8	13	5.2	-	3	17	1
	ZT31-0554	M6 P=1.0	8	13	5.2	-	3	17	4
	ZT31-0555	M6 P=1.0	8	13	5.2	-	3	17	5
	ZT31-0556	M6 P=1.0	8	13	5.2	-	3	17	6
Flange Bolt φ6-M6×20	ZT03-0620	M6 P=1.0	8	11	5.3	-	2	20	1
	ZT31-5614	M6 P=1.0	8	11	5.3	-	2	20	4
Flange Bolt φ6-M6×20	ZT31-5616	M6 P=1.0	8	11	5.3	-	2	20	6
	ZT31-5614N #	M6 P=1.0	8	11	5.3	-	2	20	4
Flange Bolt φ6-M6×20	ZT31-5616N #	M6 P=1.0	8	11	5.3	-	2	20	6
	ZT03-0820	M8 P=1.25	10	14	6.8	-	2.5	20	1
Flange Bolt φ8-M8×20	ZT31-4824	M8 P=1.25	10	14	6.8	-	2.5	20	4
	ZT31-4826	M8 P=1.25	10	14	6.8	-	2.5	20	6
	ZT10-0781	M6 P=1.0	8	14	5.2	8	6	20	1
	ZT31-0785	M6 P=1.0	8	14	5.2	8	6	20	5
Flange Bolt φ8-M6×20	ZT31-0786	M6 P=1.0	8	14	5.2	8	6	20	6
	ZT10-0801	M8 P=1.25	10	13.7	6.5	-	3	20	1
	ZT31-3825	M8 P=1.25	10	13.7	6.5	-	3	20	5
	ZT31-3826	M8 P=1.25	10	13.7	6.5	-	3	20	6
Flange Bolt φ8-M8×20	ZT10-0822	M8 P=1.25	10	15.8	5.8	10	6	22	1
	ZT31-0814	M8 P=1.25	10	15.8	5.8	10	6	22	4
	ZT31-0815	M8 P=1.25	10	15.8	5.8	10	6	22	5
	ZT31-0816	M8 P=1.25	10	15.8	5.8	10	6	22	6
Flange Bolt φ10-M8×22	ZT10-0828	M8 P=1.25	10	15.8	5.8	10	9	28	1
	ZT31-0835	M8 P=1.25	10	15.8	5.8	10	9	28	5
	ZT10-2631	M6 P=1.0	6	11	5	-	-	14	1
	ZT31-2634	M6 P=1.0	6	11	5	-	-	14	4
Counter Sunk M6×14	ZT31-2634	M6 P=1.0	6	11	5	-	-	14	4
	ZT31-2636	M6 P=1.0	6	11	5	-	-	14	6
	ZT10-2651	M6 P=1.0	6	11	6	-	-	18	1
Counter Sunk M6×18	ZT31-2653	M6 P=1.0	6	11	6	-	-	18	3
	ZT31-2654	M6 P=1.0	6	11	6	-	-	18	4
	ZT31-2656	M6 P=1.0	6	11	6	-	-	18	6
	ZT09-6121	M6 P=1.0	4	12	3.3	-	-	12	1
Flat Head M6×12	ZT31-6124	M6 P=1.0	4	12	3.3	-	-	12	4
	ZT09-6161	M6 P=1.0	4	12	3.3	-	-	16	1
Flat Head M6×16	ZT31-6163	M6 P=1.0	4	12	3.3	-	-	16	3
	ZT31-6166	M6 P=1.0	4	12	3.3	-	-	16	6
Flat Head M6×20	ZT09-6201	M6 P=1.0	4	12	3.3	-	-	20	1
	ZT31-6203	M6 P=1.0	4	12	3.3	-	-	20	3

With nut



OFF-ROAD DISC BOLT SET

Bike	Year	Part #	
		FRONT	REAR
KAWASAKI			
KX65	00-21	ZT31-3424	ZT31-3424
KX80/II	87-00	ZT31-6124	ZT31-6124
KX85/II	01-21	ZT31-3426	ZT31-3424
KX100	16-21	ZT31-3426	ZT31-3424
KX125/250	89-02	ZT31-2634	ZT31-2636
	03-08	ZT31-3424	ZT31-3724
KX250F	04-18	ZT31-3424	ZT31-3724
KX250	19-21	ZT31-3424	ZT31-3724
KX450F	06-18	ZT31-3424	ZT31-3724
KX450	19-20	ZT31-3424	ZT31-3724
KLX450R	08-15	ZT31-3424	ZT31-3724
KX250X	21	ZT31-3424	ZT31-3724
KX450X	21	ZT31-3424	ZT31-3724
D-TRACKER125	10-15	ZT31-3726	ZT31-3726
KLX125	10-16	ZT31-3726	ZT31-3726
KLX150BF	16	ZT31-3726	ZT31-3726
D-TRACKER/X	98-16	ZT31-3724	ZT31-3726
KDX125SR	90-99	ZT31-3724	ZT31-3726
KDX200SR	90-93	ZT31-3724	ZT31-3726
KDX220SR	94-99	ZT31-3724	ZT31-3726
KDX220R	94-05	ZT31-3724	ZT31-3726
KDX250R/SR	91	ZT31-3724	ZT31-3726
	92-95	ZT31-2634	ZT31-3726
KLX250	98-20	ZT31-3724	ZT31-3726
KLX250ES	94-97	ZT31-3724	ZT31-3726
KLX250SR	93-97	ZT31-3724	ZT31-3726
KLX250R/300R	93-07	ZT31-2634	ZT31-3726
KLX300R	20	ZT31-3724	ZT31-3726
SUPER SHERPA	97-08	ZT31-3726	-
KLX650	93-96	ZT31-3724	ZT31-3726
KLX650R	93-96	ZT31-2634	ZT31-3726
SUZUKI			
RM80/85/L	94-19	ZT31-6203 #3	ZT31-6124
RM125/250	88-95	ZT31-6166	ZT31-6166
	96-05	ZT31-2656	ZT31-2656
	06-08	ZT31-2656	ZT31-0236
RMZ250	07-20	ZT31-3424	ZT31-3724
RMZ450	05-20	ZT31-3424	ZT31-3724
RMX450Z	10-19	ZT31-3424	ZT31-3724
DRZ125L	03-09	ZT31-6203 #3	-
RMX250R/S	89-95	ZT31-6166	ZT31-6166
	96-98	ZT31-2656	ZT31-2656
SX125R/200R	85-91	ZT31-3744	-
TS125R/200R	89-97	ZT31-3744	-
DJEBEL125/200	93-06	ZT31-3744	-
DR250R/RX	95-05	ZT31-6166	ZT31-3744
DR250S/350S	90-94	ZT31-3744	-
DR650SE	96-00	ZT31-3746	ZT31-3746
DR800S	91-96	ZT31-3746	ZT31-3746
DRZ400/E/S	00-19	ZT31-2656	ZT31-2656
DRZ400SM	05-19	ZT31-2656	ZT31-2656
KTM			
50SX	07-13	ZT31-0234	ZT31-0265
	14-21	ZT31-0234	ZT31-0264
65SX	02-05	ZT31-6163 #3	ZT31-0234
	06-19	ZT31-0263 #3	ZT31-0264
85SX	20-21	-	ZT31-0264
	03-21	ZT31-0234	ZT31-0264
125SX	01-21	ZT31-0236	ZT31-0236
150SX	09-21	ZT31-0236	ZT31-0236
250SX	01-21	ZT31-0236	ZT31-0236
250SX-F	05-21	ZT31-0236	ZT31-0236
350SX-F	11-21	ZT31-0236	ZT31-0236
450SX-R	03-06	ZT31-0236	ZT31-0236
450SX-F	07-21	ZT31-0236	ZT31-0236
125EXC	03-14	ZT31-0236	ZT31-0236
200/250/300EXC	00-21	ZT31-0236	ZT31-0236
250EXC-R	01-06	ZT31-0236	ZT31-0236
250EXC-F	07-21	ZT31-0236	ZT31-0236
350EXC-F	12-21	ZT31-0236	ZT31-0236
400EXC-R	00-05	ZT31-0236	ZT31-0236
400EXC	09-11	ZT31-0236	ZT31-0236
450EXC-R	03-08	ZT31-0236	ZT31-0236
450EXC/F	09-21	ZT31-0236	ZT31-0236
500EXC/F	12-21	ZT31-0236	ZT31-0236
525EXC-R	03-07	ZT31-0236	ZT31-0236
530EXC	09-11	ZT31-0236	ZT31-0236
150XC	12-18	ZT31-0236	ZT31-0236
300XC-W	12-21	ZT31-0236	ZT31-0236
FREERIDE 250R	14-17	ZT31-0234	ZT31-0264
FREERIDE 350	12-13	ZT31-0234	ZT31-0234
	14-17	ZT31-0234	ZT31-0264
450SMR	05-13	ZT31-0266	ZT31-0236
690ENDURO/R	08-13	ZT31-0236	ZT31-0236

OFF ROAD DISC BOLT SET

OFF-ROAD DISC BOLT SET

Bike	Year	Part #	
		FRONT	REAR
HONDA			
CR80R/85R/RII	96-07	ZT31-0554	ZT31-0554
CR125R/250R	95-01	ZT31-5616N #2	ZT31-3764
	02-07	ZT31-5616N #2	ZT31-5614N #2
CRF150R/II	07-21	ZT31-0554	ZT31-0554
CRF250R	04-21	ZT31-5616N #2	ZT31-5614N #2
CRF450R	02-21	ZT31-5616N #2	ZT31-5614N #2
CRF250RX	19-21	ZT31-5616N #2	ZT31-5614N #2
CRF450RX	17-20	ZT31-5616N #2	ZT31-5614N #2
CRF450L	19-20	ZT31-5616N #2	ZT31-5614N #2
CRF450RL	21	ZT31-5616N #2	ZT31-5614N #2
CRF250X	04-17	ZT31-5616N #2	ZT31-5614N #2
CRF450X	05-21	ZT31-5616N #2	ZT31-5614N #2
CRF125F	14-21	ZT31-0554	-
CRF150F/230F	03-11	ZT31-0554	-
CRF250F	19-21	ZT31-0554	ZT31-3764
CRM50/80	94-98	ZT31-0554	ZT31-3764
CRM250R/AR	89-98	ZT31-0554	ZT31-3764
CRF250L/M/RALLY	12-20	ZT31-0556	ZT31-3764
CRF1000L AFRICA TWIN	16-19	ZT31-0556 #1	ZT31-3764
CRF1100L AFRICA TWIN	20	ZT31-0556 #1	ZT31-3764
SL230	97-04	ZT31-0554	ZT31-3764
XR50/100 MOTARD	05-08	ZT31-3763	ZT31-3763
XR230/MOTARD	05-13	ZT31-0554	ZT31-3764
XHR250R/BAJA	88-94	ZT31-0554	ZT31-3764
XR250/BAJA	95-07	ZT31-0554	ZT31-3764
XR250 MOTARD	03-07	ZT31-0554	ZT31-3764
XR250R	90-04	ZT31-0554	ZT31-3764
XR400 MOTARD	05-08	ZT31-0554	ZT31-3764
XR400R	96-06	ZT31-0554	ZT31-3764
XR600R	91-00	ZT31-0554	ZT31-3764
XR650R	00-07	ZT31-0554	ZT31-0554
XR650L	93-20	ZT31-3764	ZT31-3764
XR750 AFRICA TWIN	93-00	ZT31-3764 #1	ZT31-3764
YAMAHA			
YZ65	18-21	-	ZT31-2634
YZ80/85/LW	93-18	ZT31-2653	ZT31-2654
	19-21	ZT31-2653	ZT31-2634
	90-97	ZT31-2656	ZT31-2656
YZ125/250	98-07	ZT31-2656	ZT31-0526
	08-18	ZT31-2636	ZT31-0526
	19-21	ZT31-2636	ZT31-2636
	01-07	ZT31-2656	ZT31-0526
YZ250F	08-18	ZT31-2636	ZT31-0526
	19-21	ZT31-2636	ZT31-2636
YZ400F/426F/450F	98-07	ZT31-2656	ZT31-0526
	08-17	ZT31-2636	ZT31-0526
YZ450F	18-21	ZT31-2636	ZT31-2636
	17-18	ZT31-2636	ZT31-0526
YZ125X	19-21	ZT31-2636	ZT31-2636
	16-18	ZT31-2636	ZT31-0526
YZ250X	19-21	ZT31-2636	ZT31-2636
	15-18	ZT31-2636	ZT31-0526
YZ250FX	19-20	ZT31-2636	ZT31-2636
	16-18	ZT31-2636	ZT31-0526
YZ450FX	19-21	ZT31-2636	ZT31-2636
	01-07	ZT31-2656	ZT31-0526
WR250F	08-18	ZT31-2636	ZT31-0526
	19-20	ZT31-2636	ZT31-2636
WR400F/426F/450F	98-07	ZT31-2656	ZT31-0526
	08-18	ZT31-2636	ZT31-0526
WR450F	19-21	ZT31-2636	ZT31-2636
	91-94	ZT31-3146	ZT31-3146
DT200WR	97-00	ZT31-3146	ZT31-3146
DT230LANZA	93-04	ZT31-0556	ZT31-3743
SEROW225W/WE	05-20	ZT31-0556	ZT31-3743
SEROW250	00-06	ZT31-3144	-
TTR125LW/LWE	99-11	ZT31-0556	-
TT250R/RAID	93-97	ZT31-3146	ZT31-3146
TRICKER	04-18	ZT31-0556	ZT31-3743
WR250R	07-20	ZT31-5706	ZT31-5706
WR250X	07-17	ZT31-1626	ZT31-5706
XT250X	06-17	ZT31-0556	ZT31-3743
XT600E	90-95	ZT31-5706	ZT31-0556
TENERE700	20	-	ZT31-3745

#1 Front disc, quantity for one side

#2 Lock nut included. Nut not included, ZT31-5616 (6 qty), ZT31-5614 (4 qty)

#3 Disc bolt set only. Need ZT21-1061 (lock nut) for mounting

* [-] No drum brake, or no special with configuration.

* The following compatibility table is for sales part number of common models, if model is not shown on the table, please check OEM size prior to purchasing.

* Apply locktight when installing disc bolts.



TITANIUM



STREET DISC BOLT SET

< Front disc, quantity for one side >

Front DISC BOLT
Flange Bolt 10 mm - M8 x 22



Front DISC BOLT
Thin Head 10 mm - M8 x 22



ON-ROAD DISC BOLT SET

Bike	Year	Part #	
		FRONT	REAR
SUZUKI			
GSX1400	01-06	ZT31-3785	ZT31-3785
		ZT31-0835 #1	ZT31-3785
GSX1300R HAYABUSA	99-07	ZT31-3785	ZT31-3785
		ZT31-0835 #1	ZT31-3785
	08-19	ZT31-3765	ZT31-3766
		ZT31-0815 #1	ZT31-3766
GSX1300 B-KING	08	ZT31-3765	ZT31-3766
BANDIT1250/F/S	07-16	ZT31-3765	ZT31-3765
		ZT31-0815 #1	ZT31-3765
V-STROM1000/XT	17	ZT31-3765	ZT31-3764
GSX-S1000F	15-20	ZT31-0786	ZT31-3765
GSX-S1000	15-20	ZT31-0786	ZT31-3765
GSX-R1000	01-04	ZT31-3785	ZT31-3785
	05-08	ZT31-3765	ZT31-3765
	09-20	ZT31-0786	ZT31-3765
GSX-R750	06-07	ZT31-3765	ZT31-3765
	08-19	ZT31-0786	ZT31-3765
GSX-R600	06-07	ZT31-3765	ZT31-3765
	08-19	ZT31-0786	ZT31-3765
DUCATI			
DIABLO/DARK/CARBON	11-18	ZT31-3825	-
1299 PANIGALE/S/R	15-17	ZT31-3825	-
1199 PANIGALE/S/R	12-15	ZT31-3825	-
959 PANIGALE	16-17	ZT31-3825	-
899 PANIGALE	14-15	ZT31-3825	-
SS 1000/DS	03-06	ZT31-3826	-
MONSTER 1200/S/R	14-18	ZT31-3825	-
MONSTER 821/DARK	15-18	ZT31-3825	-
MULTISTRADA 1200/S/PIKES	10-18	ZT31-3825	-
HYPERMOTARD/SP	13-15	ZT31-3825	-
HYPERMOTARD 939/SP	16-18	ZT31-3825	-
STREETFIGHTER 848/S	10-15	ZT31-3825	-
PAUL SMART 1000	06	ZT31-3826	-
GT 1000/TOURING	07-10	ZT31-3826	-
SPORT 1000/S	06-09	ZT31-3826	-
MV AGUSTA			
F4/R/RR	12-16	ZT31-3825	-
F3 800/RC	15-16	ZT31-3825	-
F3 675	15-16	ZT31-3825	-
BRUTALE 1090 RR	13-16	ZT31-3825	-
DRAGSTAR 800/RR	15-16	ZT31-3825	-
BRUTALE 800/RR	13-16	ZT31-3825	-
BRUTALE 675	12-14	ZT31-3825	-
TURISMO VELOCE 800	15-16	ZT31-3825	-
RIVALE 800	13-16	ZT31-3825	-
STRADALE 800	15-16	ZT31-3825	-

Same shape as the stock
 [-] No drum brake, or no special with configuration.
 * The following compatibility table is for sales part number of common models, if model is not shown on the table, please check OEM size prior to purchasing.
 * Apply locktight when installing disc bolts.

Bike	Year	Part #	
		FRONT	REAR
HONDA			
CB1300SF / BOLD'OL	05-13	ZT31-0556	ZT31-3766
	14-19	ZT31-0555	ZT31-3766
X-4	97-03	ZT31-0556	ZT31-3766
VFR1200F	10-17	ZT31-0556	ZT31-3745
CB1100	10-20	ZT31-0555	ZT31-3765
CBR1100XX	97-06	ZT31-0556	ZT31-3766
CBR1000RR	04-16	ZT31-0556	ZT31-3764
	17-19	ZT31-0555	ZT31-3764
VTR1000F	97-06	ZT31-0556	ZT31-3764
CBR954RR	02-03	ZT31-0556	ZT31-3764
CBR929RR	00-01	ZT31-0556	ZT31-3764
CB900F HORNET	02-07	ZT31-0556	ZT31-3764
NC750S/X	14-20	ZT31-3765	ZT31-3765
NC700S/X	12-17	ZT31-3765	ZT31-3765
CBR600RR	03-20	ZT31-0556	ZT31-3764
CBR250RR	17	ZT31-4826	ZT31-3764
	18-20	-	ZT31-3764
YAMAHA			
XJR1300	98-02	ZT31-1656	ZT31-1656
	03-15	ZT31-0786	ZT31-1656
XJR1200	96-97	ZT31-1656	ZT31-1656
FZ1-S FAZER	08-14	ZT31-0785	ZT31-3745
FZ1-N	08-12	ZT31-0785	ZT31-3745
FZ10	17	ZT31-0785	ZT31-3745
MT-10	17-20	ZT31-0785	ZT31-3745
YZF-R1	04-14	ZT31-0785	ZT31-3745
YZF-R1/M	15-20	ZT31-0785	ZT31-3745
TDM900	02-12	ZT31-0786	ZT31-1656
FZ09	14-17	ZT31-0785	ZT31-3745
MT-09	14-20	ZT31-0785	ZT31-3745
XSR900	16-20	ZT31-0785	ZT31-3745
FZ8/FAZER8	11-17	ZT31-0785	ZT31-1655
FZ07	15-17	ZT31-0785	ZT31-3745
MT-07	14-20	ZT31-0785	ZT31-3745
XSR700	18-19	ZT31-0785	ZT31-3745
YZF-R6	03-04	ZT31-0786	ZT31-3745
	06-20	ZT31-0785	ZT31-3745
XJ6 DIVERSION F	09-16	ZT31-0786	ZT31-1655
XJ6	09-16	ZT31-0786	ZT31-1655
MT-25/3	17-18	ZT31-1655	ZT31-1653
YZF-R25/R3	15-18	ZT31-1655	ZT31-1653
KAWASAKI			
1400GTR	08-16	ZT31-3765	ZT31-3764
		ZT31-3765	ZT31-3764
ZZR1400	06-17	ZT31-0815 #1	ZT31-3764
ZZR1200	02-05	ZT31-3765	ZT31-3765
ZX-12R	00-06	ZT31-3765	ZT31-3764
ZRX1200 DAEG	09-16	ZT31-3765	ZT31-3764
ZRX1200	01-07	ZT31-3765	ZT31-3765
ZRX1100	96-00	ZT31-3765	ZT31-3765
ZZR1100D	93-00	ZT31-3765	ZT31-3764
ZEPHYR1100	92-06	ZT31-3765	ZT31-3766
ZX-10R	04-20	ZT31-3765	ZT31-3764
		ZT31-3765	ZT31-3764
NINJA1000	11-19	ZT31-0815 #1	ZT31-3764
		ZT31-3765	ZT31-3764
Z1000	03-20	ZT31-0815 #1	ZT31-3764
VERSYS1000/SE	15-20	ZT31-3765	ZT31-3764
GPZ900R	93-99	ZT31-3765	ZT31-3766
Z900	18-19	ZT31-3765	ZT31-3764
Z900RS	18-20	ZT31-3765	ZT31-3764
Z900RS CAFÉ	18-20	ZT31-3765	ZT31-3764
NINJA400	18-20	ZT31-3765	ZT31-3763
NINJA250	13-20	ZT31-3765	ZT31-3763
ZX-25R	21	ZT31-3765	ZT31-3764